

# ANALISI COMPLESSIVA


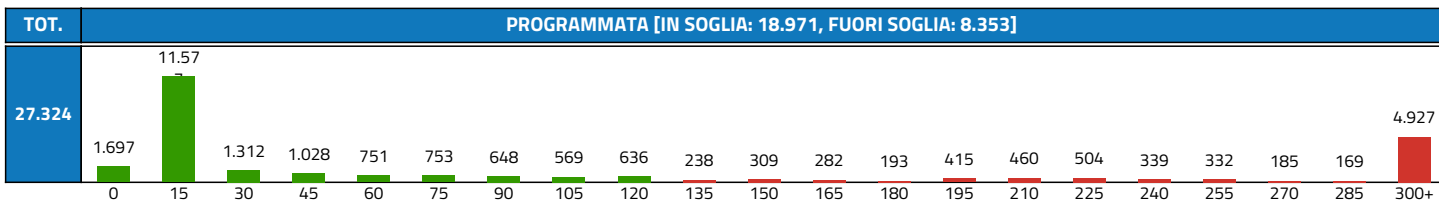
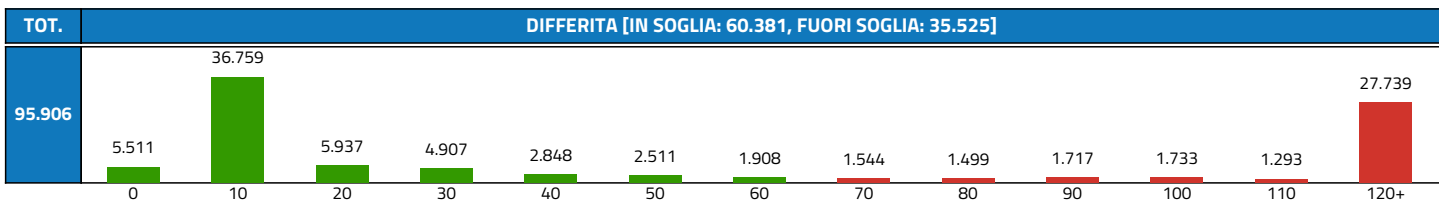
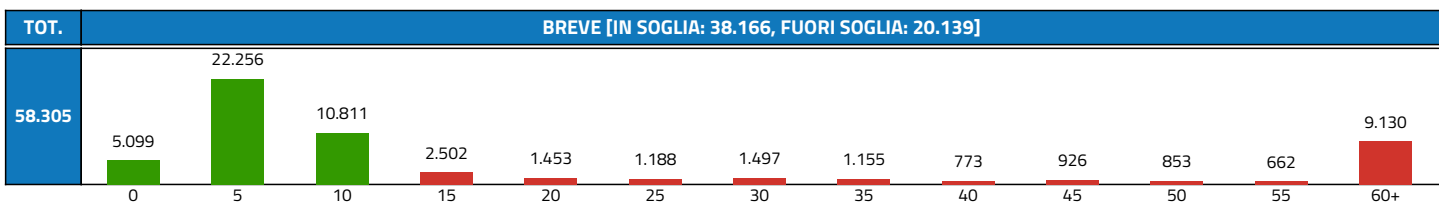
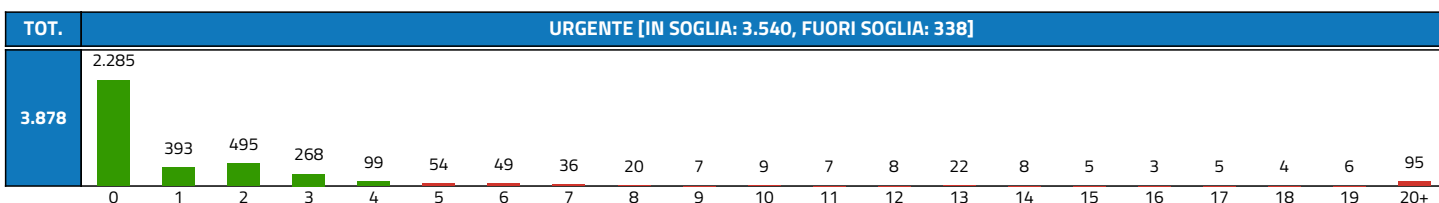
**ANNUALITA' 2025**  
ASL TERAMO

# RIEPILOGO COMPLESSIVO DATI

RIEPILOGO COMPLESSIVO DATI							
PRESTAZIONI	110	PREST. ANALIZZATE	107	RECORD	404.346	MONITORATI	185.426
ALPI	41.328	ACCESSI SUCCESSIVI	174.201	FUORI AMBITO GARANZIA	0	RIFIUTI / NON ACCETTATI	3.391

PRIMI ACCESSI ACCETTATI							
CLASSE	APP.	IN SOGLIA	FUORI	%	MEDIA	DEV.ST.	MAX
URGENTE	3.878	3.540	338	91,28%	3	25	728
BREVE	58.305	38.166	20.139	65,46%	27	54	1.019
DIFFERITA	95.906	58.755	37.151	61,26%	94	143	1.664
PROGRAMMATA	27.324	18.971	8.353	69,43%	154	258	1.505
NON INDICATA	13	13	0	100,00%	18	19	78

## DISTRIBUZIONE TEMPI DI ATTESA - TUTTE LE PRESTAZIONI



# PRENOTAZIONI FUORI SOGLIA PER CLASSE DI PRIORITA'

*Sono riportate le prenotazioni fuori soglia con maggiore tempo di attesa, ordinate in ordine decrescente di attesa e limitate alle prime 45 per ciascuna classe di priorita'.*



URGENTE			
#	PRENOTAZIONE	PRESTAZIONE	ATTESA
1	1058094/2025	93.08.A - ELETTROMIOGRAFIA SEMPLICE [EMG] PER ARTO SUPERIORE	728
2	1061747/2025	88.93.4 - RM DEL RACHIDE LOMBOSACRALE	687
3	1061747/2025	88.93.6 - RM DELLA COLONNA IN TOTO	687
4	2051062/2025	45.23 - COLONSCOPIA TOTALE CON ENDOSCOPIO FLESSIBILE	525
5	186807/2025	87.41 - TC DEL TORACE	450
6	1930941/2025	89.7 - PRIMA VISITA REUMATOLOGICA	401
7	1069891/2025	88.94.D - RM DEL GINOCCHIO	331
8	2039593/2025	89.7A.7 - PRIMA VISITA DERMATOLOGICA/ALLERGOLOGICA	312
9	51964/2025	89.7B.7 - PRIMA VISITA ORTOPEDICA	204
10	2626533/2025	89.7C.2 - PRIMA VISITA UROLOGICA	120
11	1968527/2025	87.41 - TC DEL TORACE	113
12	1847872/2025	89.7A.9 - PRIMA VISITA GASTROENTEROLOGICA	110
13	2605883/2025	88.94.4 - RM DELLA SPALLA	100
14	2434418/2025	95.02 - PRIMA VISITA OCULISTICA	95
15	1070851/2025	87.03 - TC CRANIO-ENCEFALO	89
16	2686951/2025	89.7A.7 - PRIMA VISITA DERMATOLOGICA/ALLERGOLOGICA	76
17	545034/2025	89.7B.2 - PRIMA VISITA DI MEDICINA FISICA E RIABILITAZIONE	67
18	889803/2025	89.7A.7 - PRIMA VISITA DERMATOLOGICA/ALLERGOLOGICA	66
19	524089/2025	87.41 - TC DEL TORACE	65
20	2686916/2025	89.7A.7 - PRIMA VISITA DERMATOLOGICA/ALLERGOLOGICA	62
21	1968868/2025	89.7B.2 - PRIMA VISITA DI MEDICINA FISICA E RIABILITAZIONE	58
22	189643/2025	89.7A.7 - PRIMA VISITA DERMATOLOGICA/ALLERGOLOGICA	55
23	1016369/2025	89.7A.9 - PRIMA VISITA GASTROENTEROLOGICA	51
24	816616/2025	89.7B.9 - PRIMA VISITA PNEUMOLOGICA	50
25	1881428/2025	89.7B.2 - PRIMA VISITA DI MEDICINA FISICA E RIABILITAZIONE	48
26	296243/2025	87.41 - TC DEL TORACE	48
27	2753075/2025	89.7B.2 - PRIMA VISITA DI MEDICINA FISICA E RIABILITAZIONE	47
28	131197/2025	89.7B.7 - PRIMA VISITA ORTOPEDICA	47
29	3020588/2025	89.7A.7 - PRIMA VISITA DERMATOLOGICA/ALLERGOLOGICA	46
30	3053749/2025	89.7A.7 - PRIMA VISITA DERMATOLOGICA/ALLERGOLOGICA	43
31	2401180/2025	89.7A.7 - PRIMA VISITA DERMATOLOGICA/ALLERGOLOGICA	42
32	858891/2025	89.7B.2 - PRIMA VISITA DI MEDICINA FISICA E RIABILITAZIONE	42
33	778328/2025	89.7B.2 - PRIMA VISITA DI MEDICINA FISICA E RIABILITAZIONE	41
34	1933921/2025	88.79.3 - ECOGRAFIA MUSCOLOTENDINEA E OSTEOARTICOLARE	41
35	2009091/2025	89.7A.7 - PRIMA VISITA DERMATOLOGICA/ALLERGOLOGICA	36
36	439976/2025	89.7B.2 - PRIMA VISITA DI MEDICINA FISICA E RIABILITAZIONE	36
37	1776191/2025	89.13 - PRIMA VISITA NEUROLOGICA	36
38	123303/2025	89.7B.7 - PRIMA VISITA ORTOPEDICA	35
39	1846310/2025	89.7A.7 - PRIMA VISITA DERMATOLOGICA/ALLERGOLOGICA	35
40	1317659/2025	89.7A.8 - PRIMA VISITA ENDOCRINOLOGICA*	35
41	538371/2025	89.7B.2 - PRIMA VISITA DI MEDICINA FISICA E RIABILITAZIONE	35
42	593827/2025	89.7B.2 - PRIMA VISITA DI MEDICINA FISICA E RIABILITAZIONE	35
43	3008345/2025	89.7C.2 - PRIMA VISITA UROLOGICA	35
44	139212/2025	89.7B.8 - PRIMA VISITA OTORINOLARINGOIATRICA	34
45	1993691/2025	89.7A.7 - PRIMA VISITA DERMATOLOGICA/ALLERGOLOGICA	34

BREVE			
#	PRENOTAZIONE	PRESTAZIONE	ATTESA
1	2037864/2025	89.7A.6 - PRIMA VISITA CHIRURGICA VASCOLARE	1.019
2	2037864/2025	88.77.4 - ECOCOLORDOPPLER DEGLI ARTI INFERIORI ARTERIOSO E/O VENOSO	1.019
3	2037864/2025	88.76.3 - ECOCOLOR DOPPLER DEI GROSSI VASI ADDOMINALI ARTERIOSI O VENOSI	1.019
4	2037864/2025	88.73.5 - ECO(COLOR)DOPPLERGRAFIA DEI TRONCHI SOVRAAORTICI	1.019
5	1376422/2025	88.94.D - RM DEL GINOCCHIO	802
6	1336994/2025	88.93.2 - RM DEL RACHIDE CERVICALE	782
7	1336994/2025	88.93.3 - RM DEL RACHIDE DORSALE	782
8	1336994/2025	88.93.4 - RM DEL RACHIDE LOMBOSACRALE	782
9	1336994/2025	88.93.6 - RM DELLA COLONNA IN TOTO	782
10	1306385/2025	88.93.2 - RM DEL RACHIDE CERVICALE	769
11	1306385/2025	88.93.4 - RM DEL RACHIDE LOMBOSACRALE	769
12	1306385/2025	88.93.6 - RM DELLA COLONNA IN TOTO	769
13	2008345/2025	93.08.A - ELETTROMIOGRAFIA SEMPLICE [EMG] PER ARTO SUPERIORE	763
14	2432542/2025	88.79.3 - ECOGRAFIA MUSCOLOTENDINEA E OSTEOARTICOLARE	727
15	1316881/2025	88.91.1 - RM DI ENCEFALO E TRONCO ENCEFALICO, GIUNZIONE CRANIO SPINALE E RELATIVO DISTRETTO	723
16	1316835/2025	88.93.2 - RM DEL RACHIDE CERVICALE	723
17	1316835/2025	88.93.6 - RM DELLA COLONNA IN TOTO	723
18	1485096/2025	88.73.1 - ECOGRAFIA BILATERALE DELLA MAMMELLA	719
19	1212109/2025	88.77.4 - ECOCOLORDOPPLER DEGLI ARTI INFERIORI ARTERIOSO E/O VENOSO	684
20	1707885/2025	88.94.G - RM DEL PIEDE	654
21	1707885/2025	88.94.F - RM DELLA CAVIGLIA	654
22	1358640/2025	88.94.G - RM DEL PIEDE	652
23	1358640/2025	88.94.F - RM DELLA CAVIGLIA	652
24	1675243/2025	88.91.6 - RM DEL COLLO	645
25	1675243/2025	88.94.4 - RM DELLA SPALLA	645
26	1264141/2025	88.94.9 - RM DELLA MANO	638
27	1201404/2025	88.94.D - RM DEL GINOCCHIO	631
28	1201404/2025	88.94.G - RM DEL PIEDE	631
29	1200761/2025	88.94.C - RM DELLA COSCIA (RM DEL FEMORE)	629
30	847914/2025	88.94.4 - RM DELLA SPALLA	607
31	997966/2025	88.94.D - RM DEL GINOCCHIO	605
32	1312406/2025	88.95.4 - RM DI ADDOME INFERIORE E SCAVO PELVICO	603
33	1312406/2025	88.95.1 - RM DELL'ADDOME SUPERIORE	603
34	1338493/2025	88.94.A - RM DEL BACINO	588
35	2300411/2025	88.94.C - RM DELLA COSCIA (RM DEL FEMORE)	570
36	2017931/2025	88.94.G - RM DEL PIEDE	568
37	2017931/2025	88.94.F - RM DELLA CAVIGLIA	568
38	2364167/2025	88.94.D - RM DEL GINOCCHIO	567
39	1417692/2025	88.94.D - RM DEL GINOCCHIO	560
40	2627553/2025	88.94.8 - RM DEL POLSO	557
41	2570630/2025	88.94.5 - RM DEL BRACCIO	556
42	2570630/2025	88.94.4 - RM DELLA SPALLA	556
43	2599708/2025	88.79.3 - ECOGRAFIA MUSCOLOTENDINEA E OSTEOARTICOLARE	548
44	2521930/2025	87.37.1 - MAMMOGRAFIA BILATERALE	546
45	1473507/2025	88.79.3 - ECOGRAFIA MUSCOLOTENDINEA E OSTEOARTICOLARE	541

DIFFERITA			
#	PRENOTAZIONE	PRESTAZIONE	ATTESA
1	1910769/2025	45.13 - ESOFAGOGASTRODUODENOSCOPIA [EGDS]	1.664
2	2344524/2025	88.76.1 - ECOGRAFIA DELL'ADDOME COMPLETO	1.144
3	1050548/2025	45.23 - COLONSCOPIA TOTALE CON ENDOSCOPIO FLESSIBILE	947
4	2942014/2025	88.77.4 - ECOCOLORDOPPLER DEGLI ARTI INFERIORI ARTERIOSO E/O VENOSO	894
5	823259/2025	93.08.A - ELETTROMIOGRAFIA SEMPLICE [EMG] PER ARTO SUPERIORE	869
6	976059/2025	93.08.B - ELETTROMIOGRAFIA SEMPLICE [EMG] PER ARTO INFERIORE	867
7	976059/2025	93.08.A - ELETTROMIOGRAFIA SEMPLICE [EMG] PER ARTO SUPERIORE	867
8	774893/2025	93.08.A - ELETTROMIOGRAFIA SEMPLICE [EMG] PER ARTO SUPERIORE	867
9	799968/2025	93.08.B - ELETTROMIOGRAFIA SEMPLICE [EMG] PER ARTO INFERIORE	865
10	799968/2025	93.08.A - ELETTROMIOGRAFIA SEMPLICE [EMG] PER ARTO SUPERIORE	865
11	698395/2025	93.08.B - ELETTROMIOGRAFIA SEMPLICE [EMG] PER ARTO INFERIORE	861
12	698395/2025	93.08.A - ELETTROMIOGRAFIA SEMPLICE [EMG] PER ARTO SUPERIORE	861
13	771504/2025	93.08.A - ELETTROMIOGRAFIA SEMPLICE [EMG] PER ARTO SUPERIORE	861
14	1512588/2025	89.7B.2 - PRIMA VISITA DI MEDICINA FISICA E RIABILITAZIONE	859
15	2881198/2025	93.08.B - ELETTROMIOGRAFIA SEMPLICE [EMG] PER ARTO INFERIORE	852
16	2881198/2025	93.08.A - ELETTROMIOGRAFIA SEMPLICE [EMG] PER ARTO SUPERIORE	852
17	670529/2025	93.08.A - ELETTROMIOGRAFIA SEMPLICE [EMG] PER ARTO SUPERIORE	851
18	2897481/2025	93.08.B - ELETTROMIOGRAFIA SEMPLICE [EMG] PER ARTO INFERIORE	850
19	2228870/2025	93.08.A - ELETTROMIOGRAFIA SEMPLICE [EMG] PER ARTO SUPERIORE	850
20	2898785/2025	93.08.A - ELETTROMIOGRAFIA SEMPLICE [EMG] PER ARTO SUPERIORE	850
21	2897481/2025	93.08.A - ELETTROMIOGRAFIA SEMPLICE [EMG] PER ARTO SUPERIORE	850
22	1586583/2025	93.08.B - ELETTROMIOGRAFIA SEMPLICE [EMG] PER ARTO INFERIORE	848
23	686992/2025	93.08.A - ELETTROMIOGRAFIA SEMPLICE [EMG] PER ARTO SUPERIORE	848
24	1586583/2025	93.08.A - ELETTROMIOGRAFIA SEMPLICE [EMG] PER ARTO SUPERIORE	848
25	2879582/2025	93.08.B - ELETTROMIOGRAFIA SEMPLICE [EMG] PER ARTO INFERIORE	847
26	2879890/2025	93.08.B - ELETTROMIOGRAFIA SEMPLICE [EMG] PER ARTO INFERIORE	847
27	2891074/2025	93.08.A - ELETTROMIOGRAFIA SEMPLICE [EMG] PER ARTO SUPERIORE	847
28	2879582/2025	93.08.A - ELETTROMIOGRAFIA SEMPLICE [EMG] PER ARTO SUPERIORE	847
29	2879890/2025	93.08.A - ELETTROMIOGRAFIA SEMPLICE [EMG] PER ARTO SUPERIORE	847
30	2929673/2025	93.08.A - ELETTROMIOGRAFIA SEMPLICE [EMG] PER ARTO SUPERIORE	847
31	3008528/2025	93.08.B - ELETTROMIOGRAFIA SEMPLICE [EMG] PER ARTO INFERIORE	846
32	3105517/2025	93.08.B - ELETTROMIOGRAFIA SEMPLICE [EMG] PER ARTO INFERIORE	846
33	2862644/2025	93.08.A - ELETTROMIOGRAFIA SEMPLICE [EMG] PER ARTO SUPERIORE	846
34	2877365/2025	93.08.A - ELETTROMIOGRAFIA SEMPLICE [EMG] PER ARTO SUPERIORE	846
35	3008544/2025	93.08.A - ELETTROMIOGRAFIA SEMPLICE [EMG] PER ARTO SUPERIORE	846
36	3105517/2025	93.08.A - ELETTROMIOGRAFIA SEMPLICE [EMG] PER ARTO SUPERIORE	846
37	3008528/2025	93.08.A - ELETTROMIOGRAFIA SEMPLICE [EMG] PER ARTO SUPERIORE	846
38	3049709/2025	93.08.A - ELETTROMIOGRAFIA SEMPLICE [EMG] PER ARTO SUPERIORE	846
39	2876012/2025	93.08.A - ELETTROMIOGRAFIA SEMPLICE [EMG] PER ARTO SUPERIORE	845
40	2876440/2025	93.08.A - ELETTROMIOGRAFIA SEMPLICE [EMG] PER ARTO SUPERIORE	845
41	3056454/2025	93.08.A - ELETTROMIOGRAFIA SEMPLICE [EMG] PER ARTO SUPERIORE	845
42	2995050/2025	93.08.A - ELETTROMIOGRAFIA SEMPLICE [EMG] PER ARTO SUPERIORE	845
43	3143651/2025	93.08.A - ELETTROMIOGRAFIA SEMPLICE [EMG] PER ARTO SUPERIORE	845
44	3008427/2025	93.08.B - ELETTROMIOGRAFIA SEMPLICE [EMG] PER ARTO INFERIORE	844
45	667130/2025	93.08.A - ELETTROMIOGRAFIA SEMPLICE [EMG] PER ARTO SUPERIORE	844

PROGRAMMATTA			
#	PRENOTAZIONE	PRESTAZIONE	ATTESA
1	590142/2025	88.73.5 - ECO(COLOR)DOPPLERGRAFIA DEI TRONCHI SOVRAAORTICI	1.505
2	3036328/2025	88.73.5 - ECO(COLOR)DOPPLERGRAFIA DEI TRONCHI SOVRAAORTICI	1.304
3	2931660/2025	88.73.5 - ECO(COLOR)DOPPLERGRAFIA DEI TRONCHI SOVRAAORTICI	1.289
4	2860057/2025	88.73.5 - ECO(COLOR)DOPPLERGRAFIA DEI TRONCHI SOVRAAORTICI	1.275
5	2811512/2025	88.77.4 - ECOCOLORDOPPLER DEGLI ARTI INFERIORI ARTERIOSO E/O VENOSO	1.267
6	2800277/2025	88.73.5 - ECO(COLOR)DOPPLERGRAFIA DEI TRONCHI SOVRAAORTICI	1.261
7	2764578/2025	88.73.5 - ECO(COLOR)DOPPLERGRAFIA DEI TRONCHI SOVRAAORTICI	1.251
8	2737122/2025	88.73.5 - ECO(COLOR)DOPPLERGRAFIA DEI TRONCHI SOVRAAORTICI	1.246
9	2730060/2025	88.73.5 - ECO(COLOR)DOPPLERGRAFIA DEI TRONCHI SOVRAAORTICI	1.240
10	2670240/2025	88.73.5 - ECO(COLOR)DOPPLERGRAFIA DEI TRONCHI SOVRAAORTICI	1.232
11	1561336/2025	88.73.1 - ECOGRAFIA BILATERALE DELLA MAMMELLA	1.229
12	2629918/2025	88.73.5 - ECO(COLOR)DOPPLERGRAFIA DEI TRONCHI SOVRAAORTICI	1.223
13	2608895/2025	88.73.5 - ECO(COLOR)DOPPLERGRAFIA DEI TRONCHI SOVRAAORTICI	1.218
14	2586998/2025	88.73.5 - ECO(COLOR)DOPPLERGRAFIA DEI TRONCHI SOVRAAORTICI	1.213
15	2566610/2025	88.73.5 - ECO(COLOR)DOPPLERGRAFIA DEI TRONCHI SOVRAAORTICI	1.209
16	2553963/2025	88.73.5 - ECO(COLOR)DOPPLERGRAFIA DEI TRONCHI SOVRAAORTICI	1.203
17	2876800/2025	88.77.4 - ECOCOLORDOPPLER DEGLI ARTI INFERIORI ARTERIOSO E/O VENOSO	1.197
18	2522829/2025	88.73.5 - ECO(COLOR)DOPPLERGRAFIA DEI TRONCHI SOVRAAORTICI	1.192
19	2933376/2025	88.73.5 - ECO(COLOR)DOPPLERGRAFIA DEI TRONCHI SOVRAAORTICI	1.191
20	2518375/2025	88.73.5 - ECO(COLOR)DOPPLERGRAFIA DEI TRONCHI SOVRAAORTICI	1.185
21	2620550/2025	88.77.4 - ECOCOLORDOPPLER DEGLI ARTI INFERIORI ARTERIOSO E/O VENOSO	1.182
22	2441871/2025	88.73.5 - ECO(COLOR)DOPPLERGRAFIA DEI TRONCHI SOVRAAORTICI	1.180
23	2915156/2025	88.73.5 - ECO(COLOR)DOPPLERGRAFIA DEI TRONCHI SOVRAAORTICI	1.164
24	2664013/2025	88.73.5 - ECO(COLOR)DOPPLERGRAFIA DEI TRONCHI SOVRAAORTICI	1.163
25	2664069/2025	88.77.4 - ECOCOLORDOPPLER DEGLI ARTI INFERIORI ARTERIOSO E/O VENOSO	1.163
26	2209811/2025	88.77.4 - ECOCOLORDOPPLER DEGLI ARTI INFERIORI ARTERIOSO E/O VENOSO	1.162
27	2171805/2025	88.73.5 - ECO(COLOR)DOPPLERGRAFIA DEI TRONCHI SOVRAAORTICI	1.160
28	3002575/2025	88.77.4 - ECOCOLORDOPPLER DEGLI ARTI INFERIORI ARTERIOSO E/O VENOSO	1.159
29	2831994/2025	88.77.4 - ECOCOLORDOPPLER DEGLI ARTI INFERIORI ARTERIOSO E/O VENOSO	1.158
30	2770708/2025	88.77.4 - ECOCOLORDOPPLER DEGLI ARTI INFERIORI ARTERIOSO E/O VENOSO	1.158
31	2964315/2025	88.77.4 - ECOCOLORDOPPLER DEGLI ARTI INFERIORI ARTERIOSO E/O VENOSO	1.158
32	2770708/2025	88.73.5 - ECO(COLOR)DOPPLERGRAFIA DEI TRONCHI SOVRAAORTICI	1.158
33	2831994/2025	88.73.5 - ECO(COLOR)DOPPLERGRAFIA DEI TRONCHI SOVRAAORTICI	1.158
34	3101474/2025	88.73.5 - ECO(COLOR)DOPPLERGRAFIA DEI TRONCHI SOVRAAORTICI	1.158
35	3101481/2025	88.73.5 - ECO(COLOR)DOPPLERGRAFIA DEI TRONCHI SOVRAAORTICI	1.158
36	2611755/2025	88.77.4 - ECOCOLORDOPPLER DEGLI ARTI INFERIORI ARTERIOSO E/O VENOSO	1.155
37	2811687/2025	88.77.4 - ECOCOLORDOPPLER DEGLI ARTI INFERIORI ARTERIOSO E/O VENOSO	1.153
38	2167310/2025	88.73.5 - ECO(COLOR)DOPPLERGRAFIA DEI TRONCHI SOVRAAORTICI	1.153
39	2811687/2025	88.73.5 - ECO(COLOR)DOPPLERGRAFIA DEI TRONCHI SOVRAAORTICI	1.153
40	2962674/2025	88.73.5 - ECO(COLOR)DOPPLERGRAFIA DEI TRONCHI SOVRAAORTICI	1.153
41	3004913/2025	88.73.5 - ECO(COLOR)DOPPLERGRAFIA DEI TRONCHI SOVRAAORTICI	1.152
42	3066252/2025	88.73.5 - ECO(COLOR)DOPPLERGRAFIA DEI TRONCHI SOVRAAORTICI	1.152
43	2950560/2025	88.73.5 - ECO(COLOR)DOPPLERGRAFIA DEI TRONCHI SOVRAAORTICI	1.152
44	3016818/2025	88.73.5 - ECO(COLOR)DOPPLERGRAFIA DEI TRONCHI SOVRAAORTICI	1.152
45	2950560/2025	88.77.4 - ECOCOLORDOPPLER DEGLI ARTI INFERIORI ARTERIOSO E/O VENOSO	1.152

## DETTAGLIO PRESTAZIONI

REGIONE  
ABRUZZO


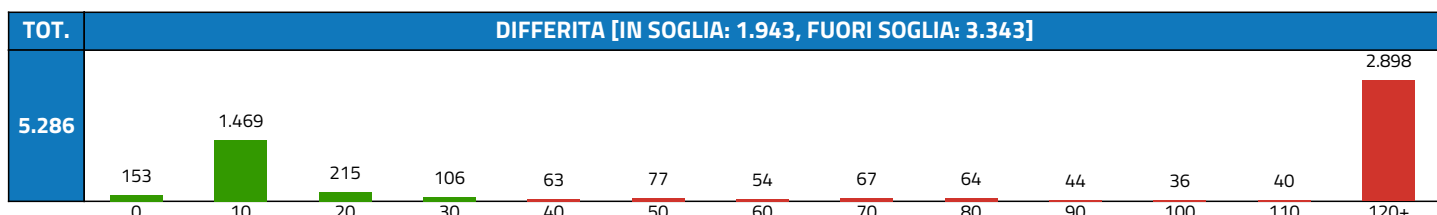
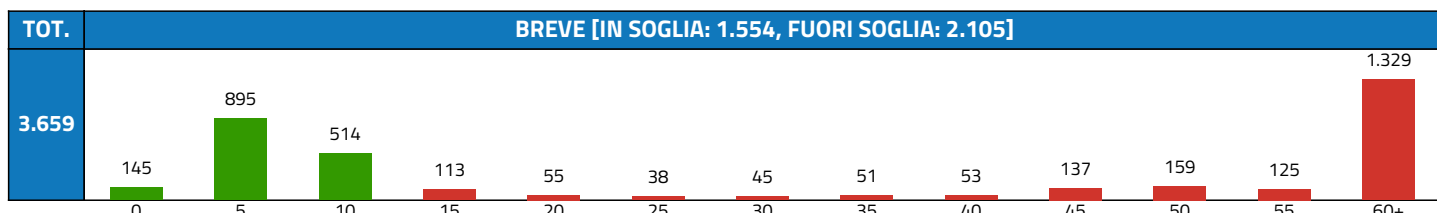
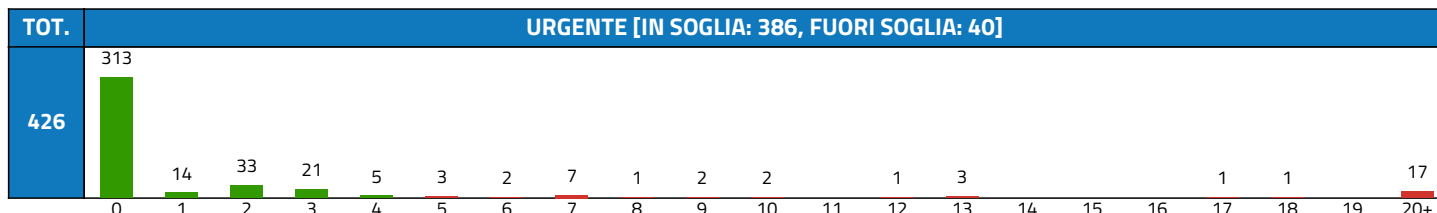


REGIONE ABRUZZO  
RUAS

✉ marco.scorrano@regione.abruzzo.it  
PEC ruas@pec.regione.abruzzo.it

### 89.7A.7 - PRIMA VISITA DERMATOLOGICA/ALLERGOLOGICA

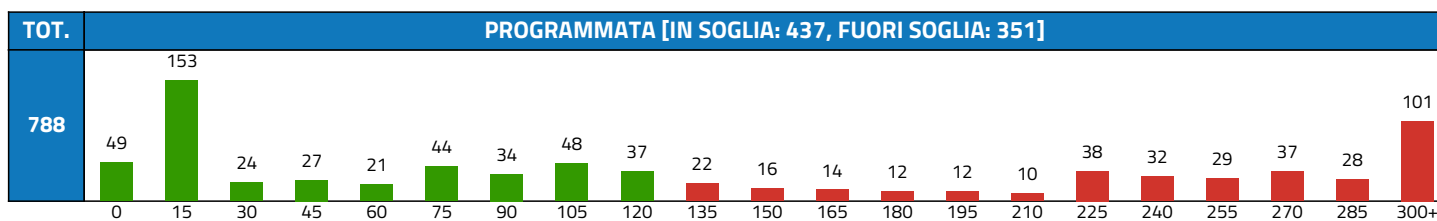
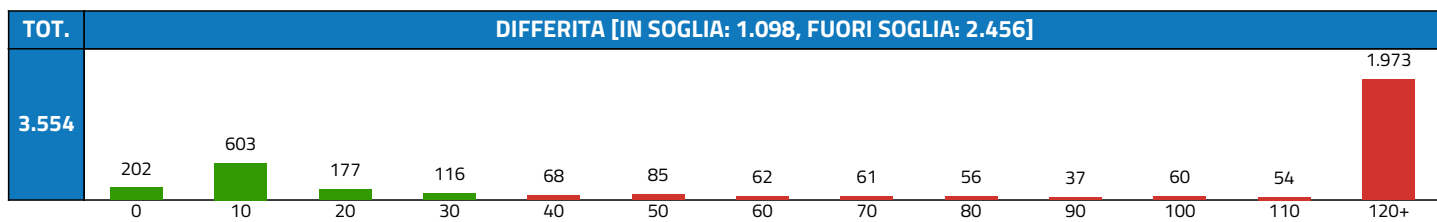
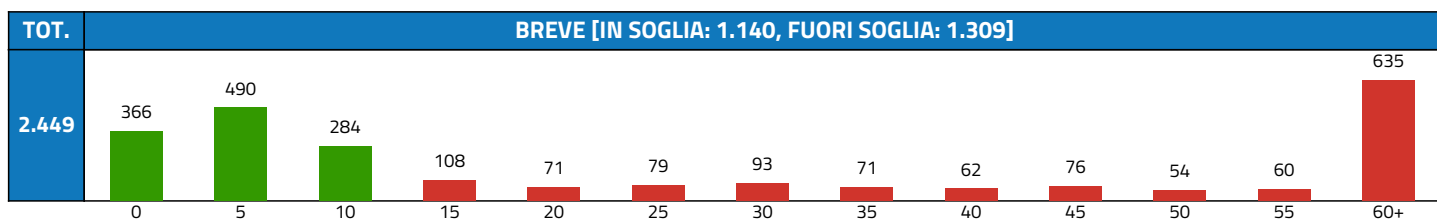
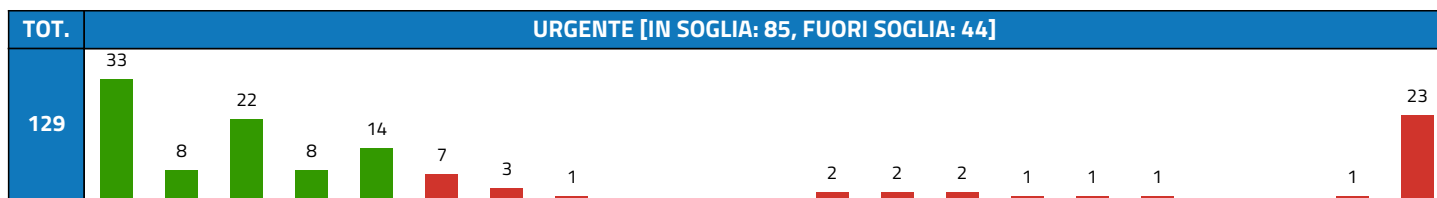
APP.	IN SOGLIA	FUORI	%	MEDIA	DEV.ST.	CRIT.	
11.150	4.659	6.491	41,78%	93	102	301,00	
CLASSE	APP.	IN SOGLIA	FUORI	%	MEDIA	DEV.ST.	MAX
URGENTE	426	386	40	90,61%	3	17	312
BREVE	3.659	1.554	2.105	42,47%	38	37	363
DIFFERITA	5.286	1.943	3.343	36,76%	122	106	733
PROGRAMMATA	1.779	776	1.003	43,62%	143	122	650



### 89.7B.2 - PRIMA VISITA DI MEDICINA FISICA E RIABILITAZIONE

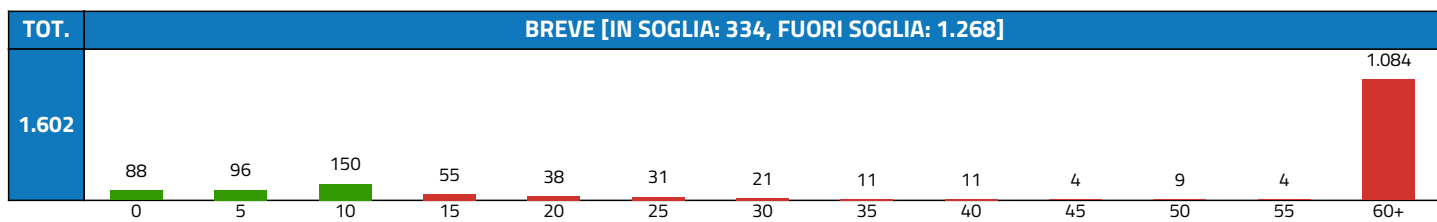

APP.	IN SOGLIA	FUORI	%	MEDIA	DEV.ST.	CRIT.	
6.920	2.760	4.160	39,88%	116	144	252,89	
CLASSE	APP.	IN SOGLIA	FUORI	%	MEDIA	DEV.ST.	MAX
URGENTE	129	85	44	65,89%	9	13	67
BREVE	2.449	1.140	1.309	46,55%	36	43	166
DIFFERITA	3.554	1.098	2.456	30,89%	171	169	859
PROGRAMMATA	788	437	351	55,46%	133	115	366







**45.13 - ESOFAGOGASTRODUODENOSCOPIA [EGDS]**

APP.	IN SOGLIA	FUORI	%	MEDIA	DEV.ST.	CRIT.	
4.592	772	3.820	16,81%	248	198	229,24	
CLASSE	APP.	IN SOGLIA	FUORI	%	MEDIA	DEV.ST.	MAX
URGENTE	4	2	2	50,00%	4	3	7
BREVE	1.602	334	1.268	20,85%	75	51	351
DIFFERITA	2.370	345	2.025	14,56%	325	182	1.664
PROGRAMMATA	616	91	525	14,77%	401	187	1.073




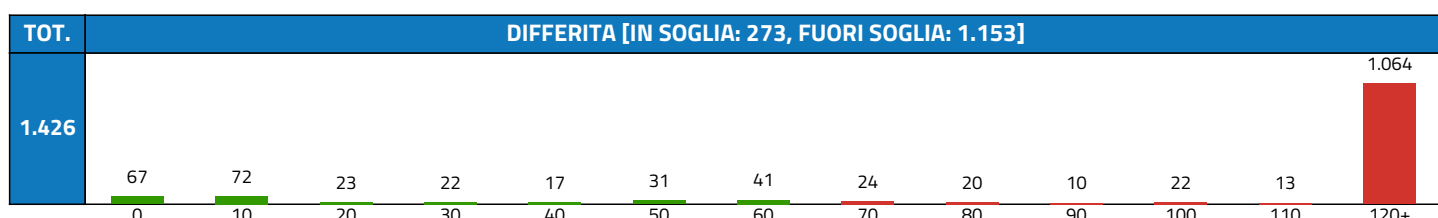
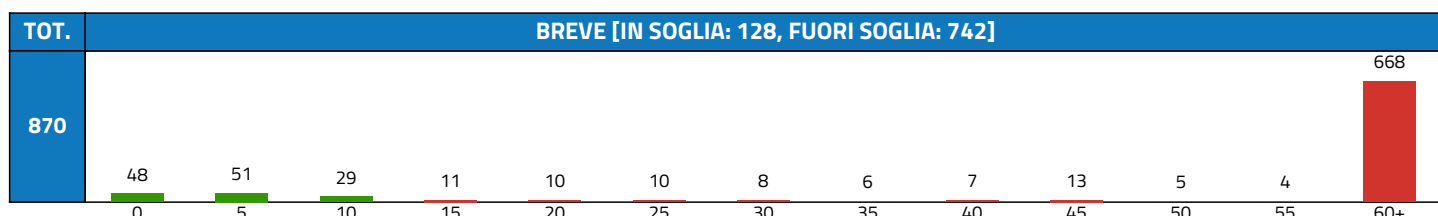



**93.08.A - ELETTROMIOGRAFIA SEMPLICE [EMG] PER ARTO SUPERIORE**

APP.	IN SOGLIA	FUORI	%	MEDIA	DEV.ST.	CRIT.
<b>2.569</b>	<b>478</b>	<b>2.091</b>	<b>18,61%</b>	<b>314</b>	<b>295</b>	<b>188,78</b>


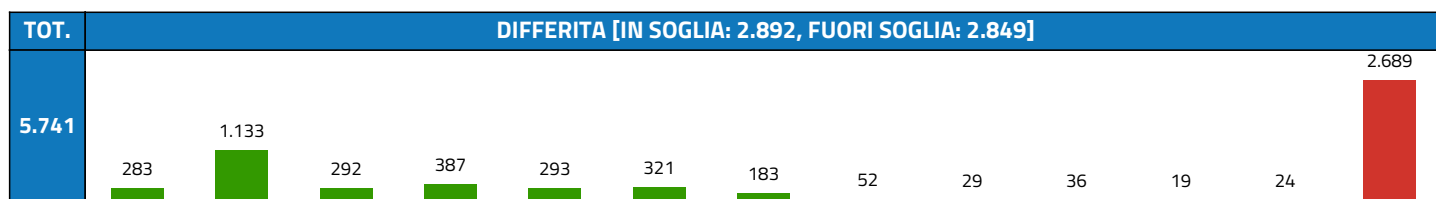
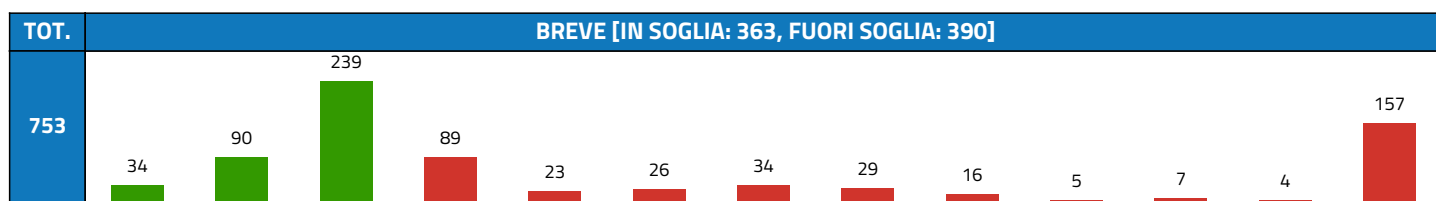
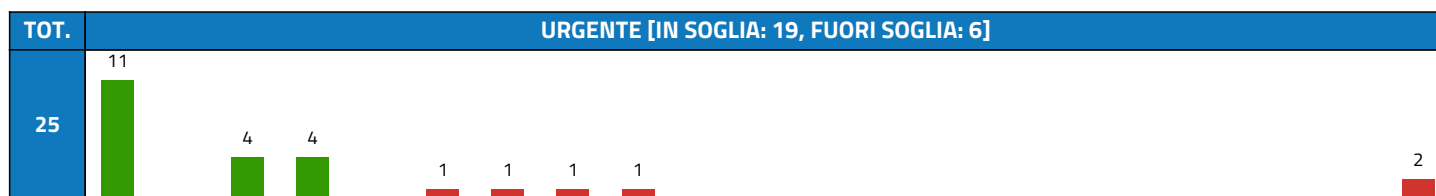
  

CLASSE	APP.	IN SOGLIA	FUORI	%	MEDIA	DEV.ST.	MAX
<b>URGENTE</b>	3	1	2	<b>33,33%</b>	251	337	728
<b>BREVE</b>	870	128	742	<b>14,71%</b>	115	73	763
<b>DIFFERITA</b>	1.426	273	1.153	<b>19,14%</b>	426	317	869
<b>PROGRAMMATA</b>	270	76	194	<b>28,15%</b>	363	288	930



### 88.73.5 - ECO(COLOR)DOPPLERGRAFIA DEI TRONCHI SOVRAAORTICI

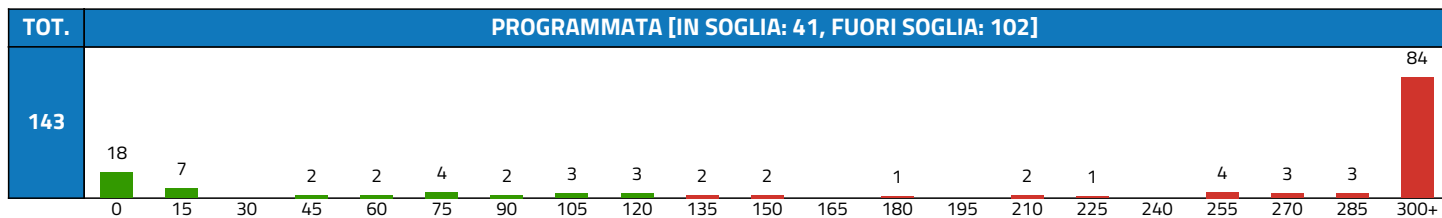
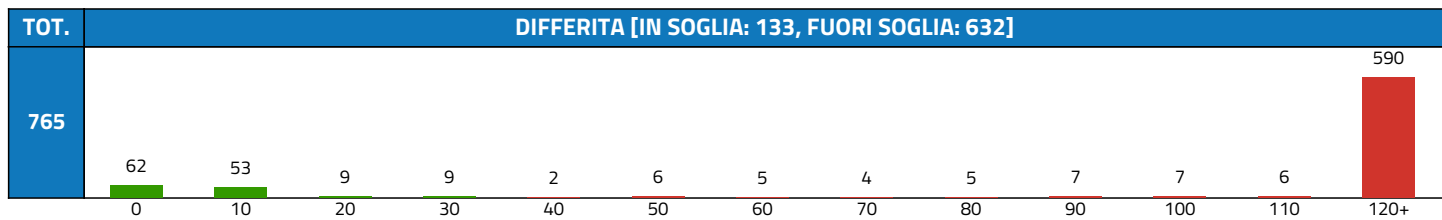
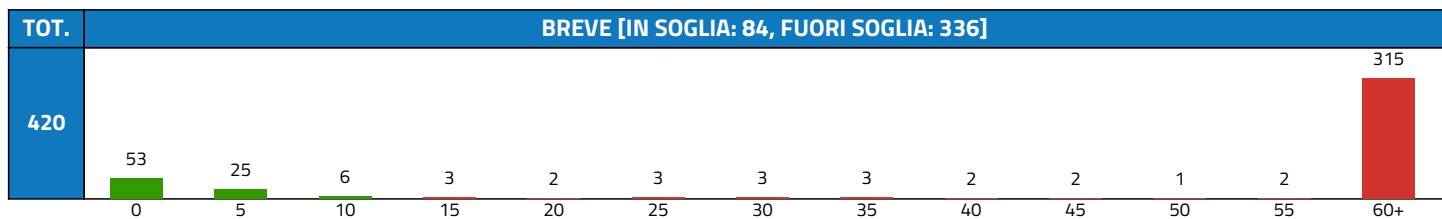

APP.	IN SOGLIA	FUORI	%	MEDIA	DEV.ST.	CRIT.	
8.510	4.117	4.393	48,38%	217	303	186,51	
CLASSE	APP.	IN SOGLIA	FUORI	%	MEDIA	DEV.ST.	MAX
URGENTE	25	19	6	76,00%	4	7	31
BREVE	753	363	390	48,21%	34	57	1.019
DIFFERITA	5.741	2.892	2.849	50,37%	137	138	763
PROGRAMMATA	1.991	843	1.148	42,34%	518	462	1.505



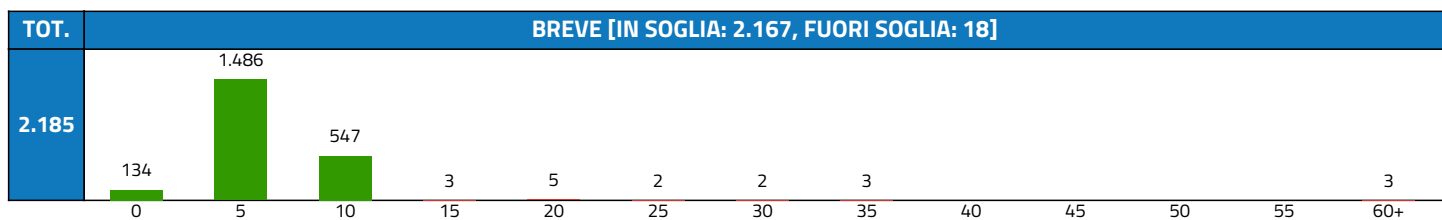
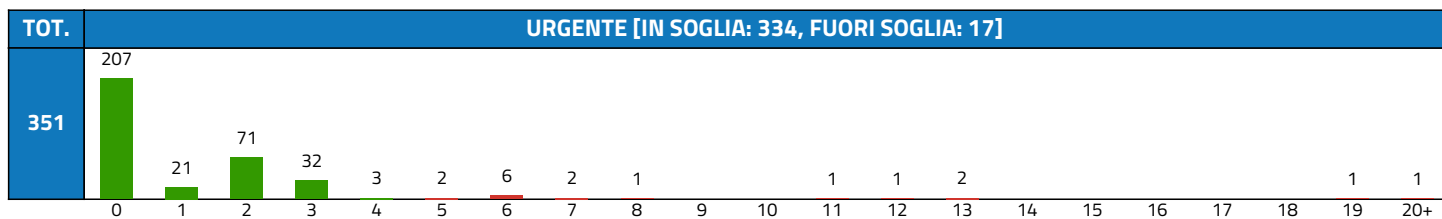
### 89.7 - PRIMA VISITA REUMATOLOGICA

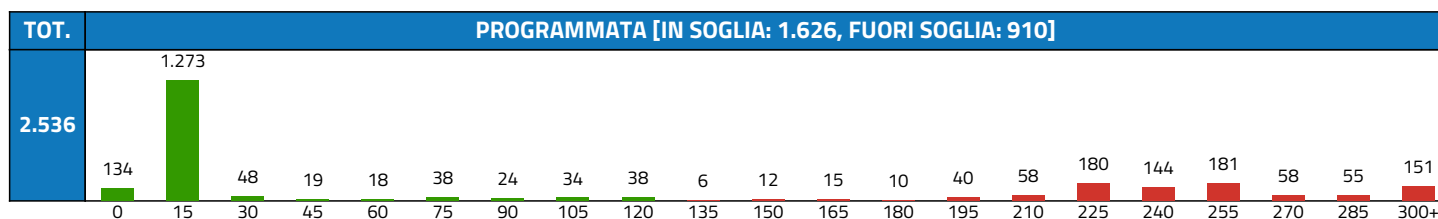

APP.	IN SOGLIA	FUORI	%	MEDIA	DEV.ST.	CRIT.	
1.338	266	1.072	19,88%	236	155	137,13	
CLASSE	APP.	IN SOGLIA	FUORI	%	MEDIA	DEV.ST.	MAX
URGENTE	10	8	2	80,00%	41	120	401
BREVE	420	84	336	20,00%	183	142	452
DIFFERITA	765	133	632	17,39%	264	153	588
PROGRAMMATA	143	41	102	28,67%	257	158	451





95.02 - PRIMA VISITA OCULISTICA							
APP.	IN SOGLIA	FUORI	%	MEDIA	DEV.ST.	CRIT.	
10.196	7.283	2.913	71,43%	65	105	122,35	
CLASSE	APP.	IN SOGLIA	FUORI	%	MEDIA	DEV.ST.	MAX
URGENTE	351	334	17	95,16%	1	5	95
BREVE	2.185	2.167	18	99,18%	4	7	231
DIFFERITA	5.124	3.156	1.968	61,59%	79	106	602
PROGRAMMATA	2.536	1.626	910	64,12%	99	129	889

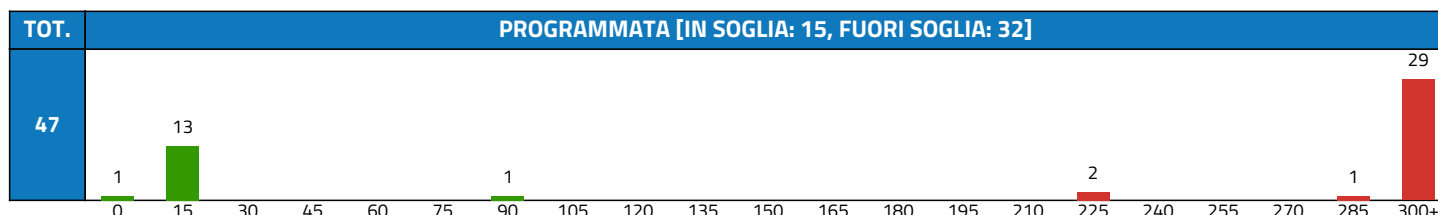
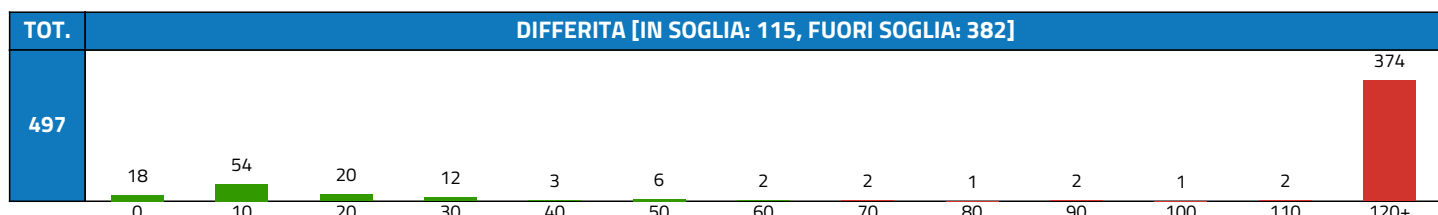
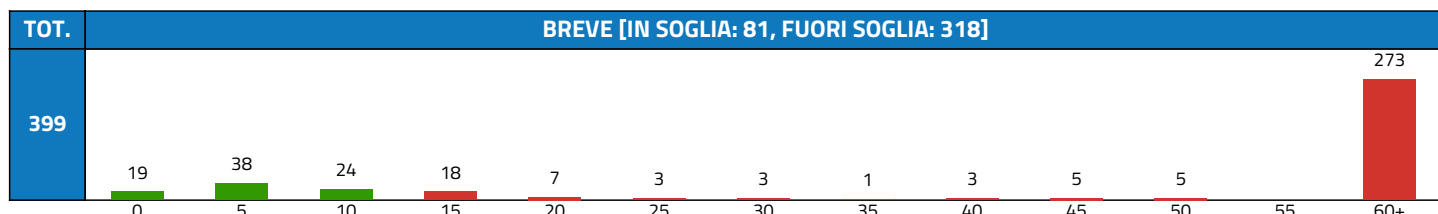





**88.79.3 - ECOGRAFIA MUSCOLOTENDINEA E OSTEOARTICOLARE**

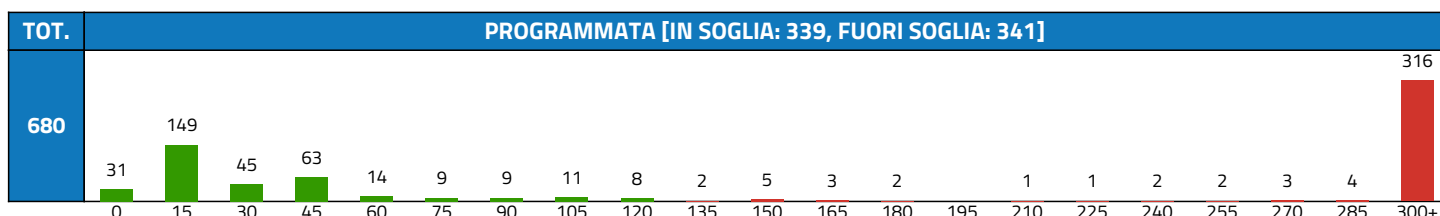
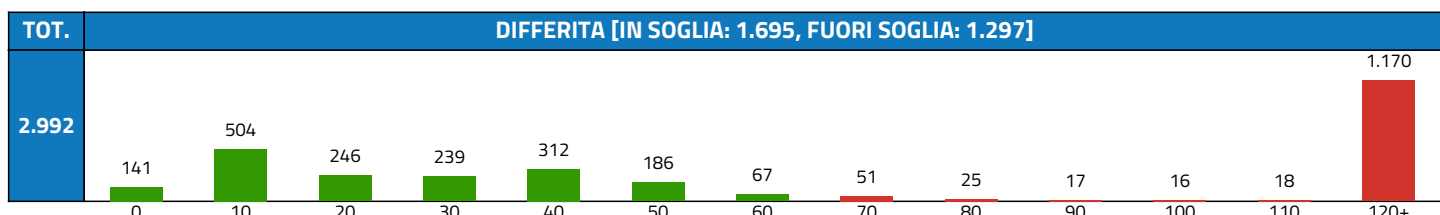
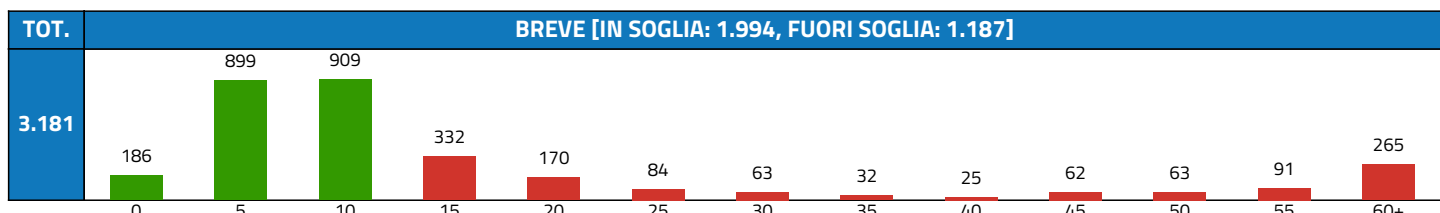
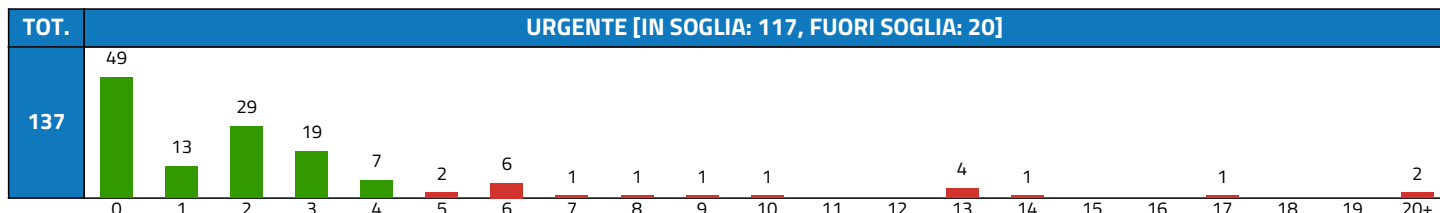
APP.	IN SOGLIA	FUORI	%	MEDIA	DEV.ST.	CRIT.
957	222	735	23,20%	252	185	95,63

CLASSE	APP.	IN SOGLIA	FUORI	%	MEDIA	DEV.ST.	MAX
URGENTE	14	11	3	78,57%	4	11	41
BREVE	399	81	318	20,30%	194	152	727
DIFFERITA	497	115	382	23,14%	296	183	707
PROGRAMMATA	47	15	32	31,91%	351	265	1.027



### 88.76.1 - ECOGRAFIA DELL'ADDOME COMPLETO

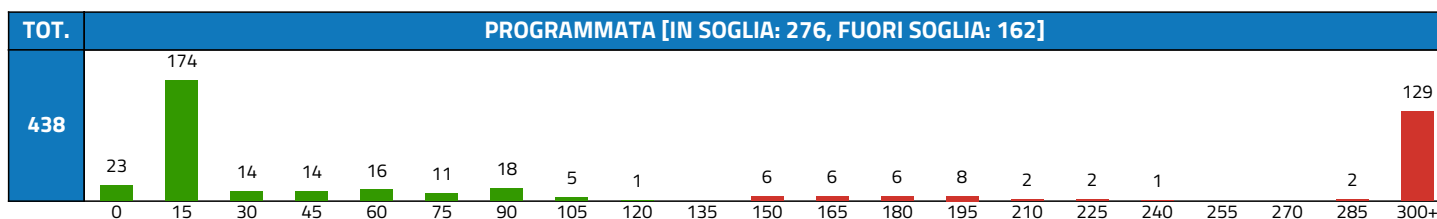
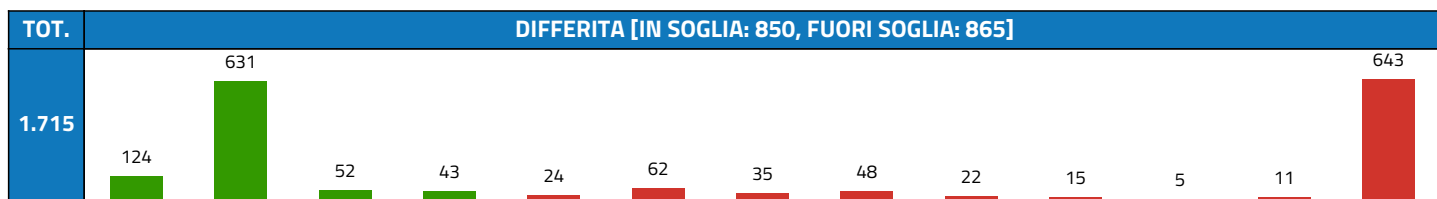
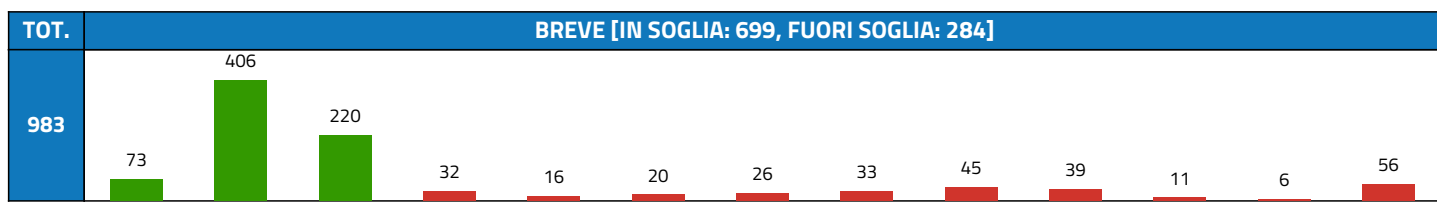
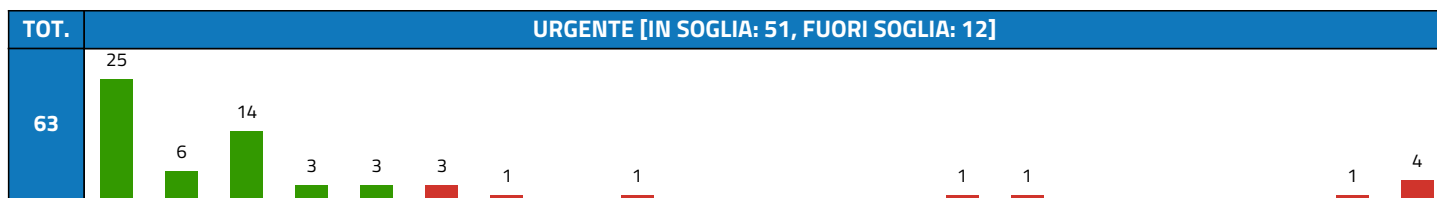
APP.	IN SOGLIA	FUORI	%	MEDIA	DEV.ST.	CRIT.	
6.990	4.145	2.845	59,30%	96	174	94,99	
CLASSE	APP.	IN SOGLIA	FUORI	%	MEDIA	DEV.ST.	MAX
URGENTE	137	117	20	85,40%	3	5	33
BREVE	3.181	1.994	1.187	62,68%	18	29	432
DIFFERITA	2.992	1.695	1.297	56,65%	127	143	1.144
PROGRAMMATA	680	339	341	49,85%	345	348	1.077



### 89.26.1 - PRIMA VISITA GINECOLOGICA



APP.	IN SOGLIA	FUORI	%	MEDIA	DEV.ST.	CRIT.	
3.199	1.876	1.323	58,64%	103	169	80,67	
CLASSE	APP.	IN SOGLIA	FUORI	%	MEDIA	DEV.ST.	MAX
URGENTE	63	51	12	80,95%	4	7	30
BREVE	983	699	284	71,11%	16	31	407
DIFFERITA	1.715	850	865	49,56%	130	159	673
PROGRAMMATA	438	276	162	63,01%	206	273	758

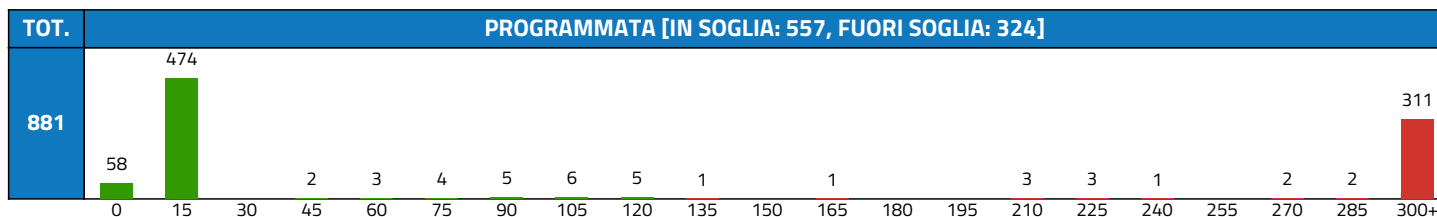
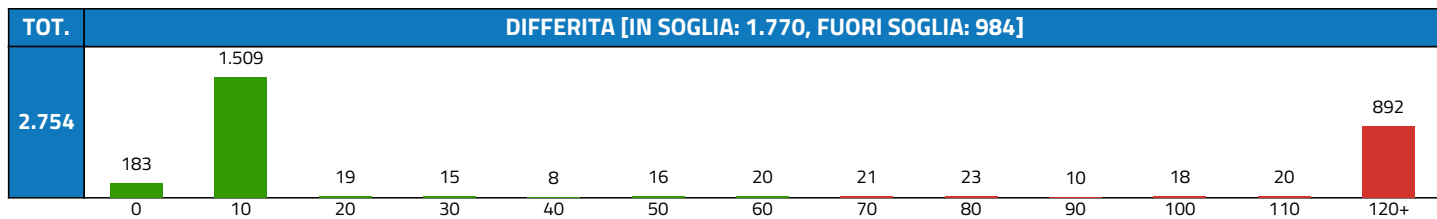




**45.23 - COLONSCOPIA TOTALE CON ENDOSCOPIO FLESSIBILE**

APP.	IN SOGLIA	FUORI	%	MEDIA	DEV.ST.	CRIT.	
<b>5.343</b>	<b>3.491</b>	<b>1.852</b>	<b>65,34%</b>	<b>93</b>	<b>160</b>	<b>79,63</b>	
CLASSE	APP.	IN SOGLIA	FUORI	%	MEDIA	DEV.ST.	MAX
<b>URGENTE</b>	11	9	2	<b>81,82%</b>	49	150	525
<b>BREVE</b>	1.697	1.155	542	<b>68,06%</b>	22	36	342
<b>DIFFERITA</b>	2.754	1.770	984	<b>64,27%</b>	109	157	947
<b>PROGRAMMATA</b>	881	557	324	<b>63,22%</b>	180	238	926



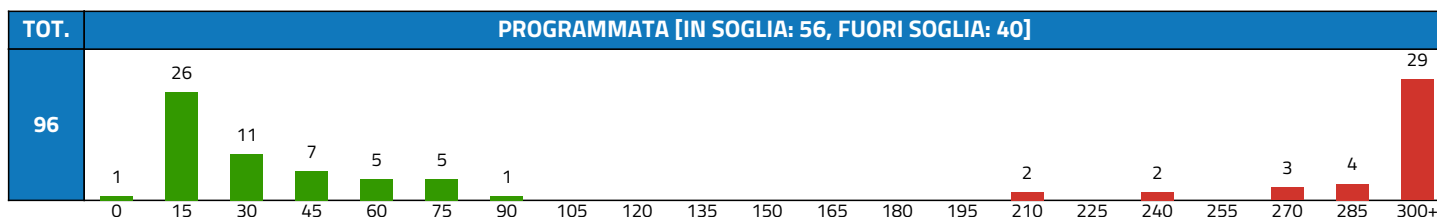
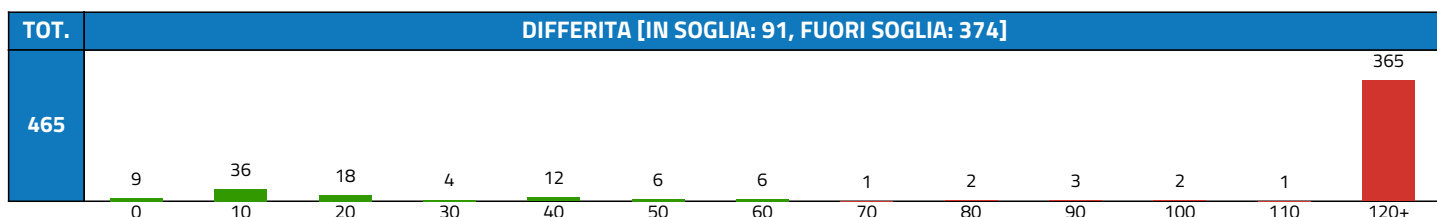
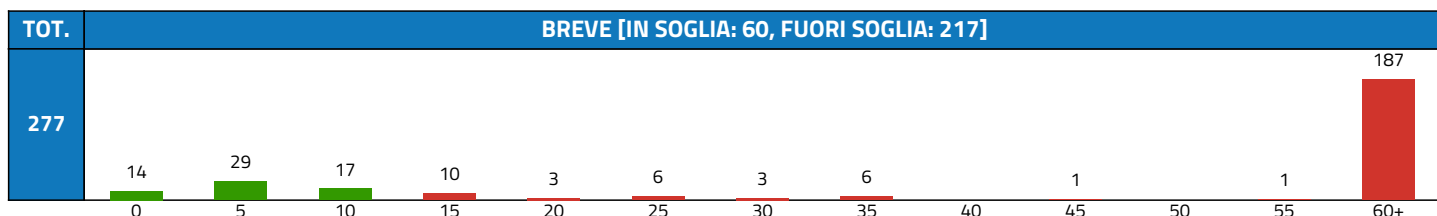



**88.94.D - RM DEL GINOCCHIO**

APP.	IN SOGLIA	FUORI	%	MEDIA	DEV.ST.	CRIT.
840	207	633	24,64%	231	157	73,12

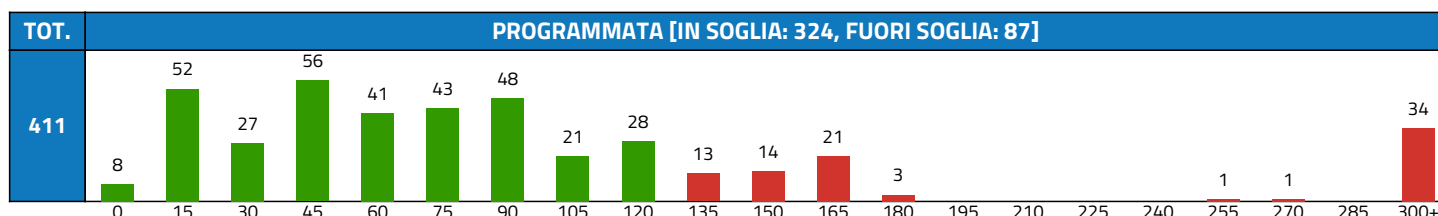
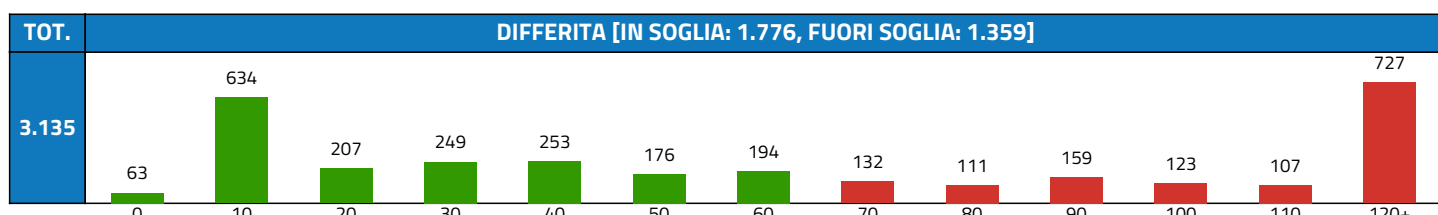
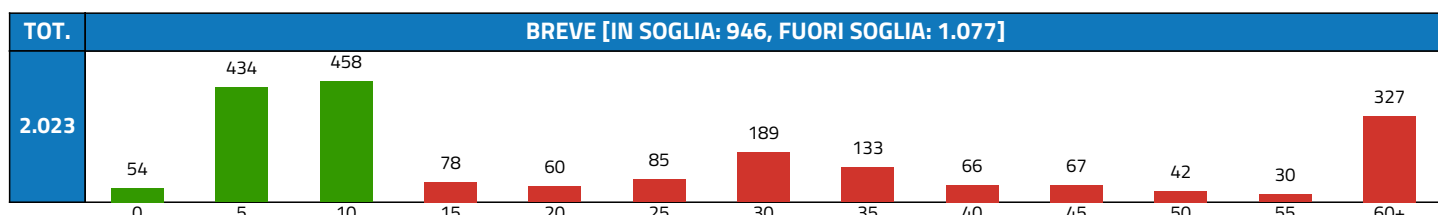

  

CLASSE	APP.	IN SOGLIA	FUORI	%	MEDIA	DEV.ST.	MAX
URGENTE	2	0	2	0,00%	169	162	331
BREVE	277	60	217	21,66%	208	159	802
DIFFERITA	465	91	374	19,57%	261	144	653
PROGRAMMATA	96	56	40	58,33%	157	170	641



### 88.93.6 - RM DELLA COLONNA IN TOT

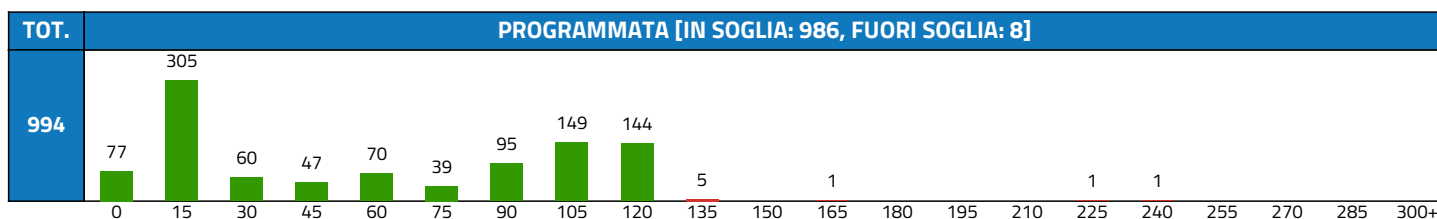
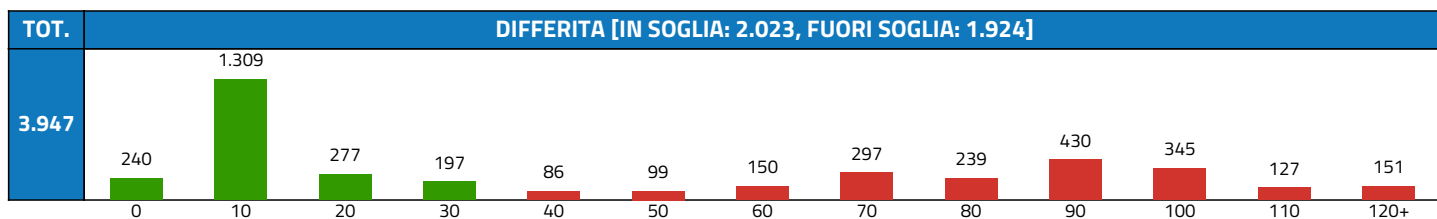
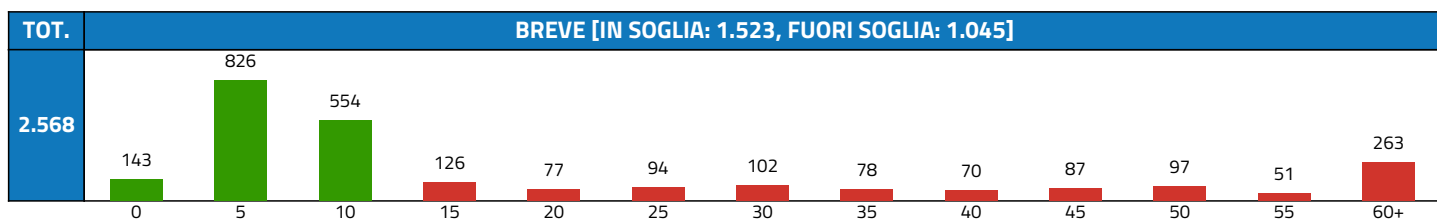
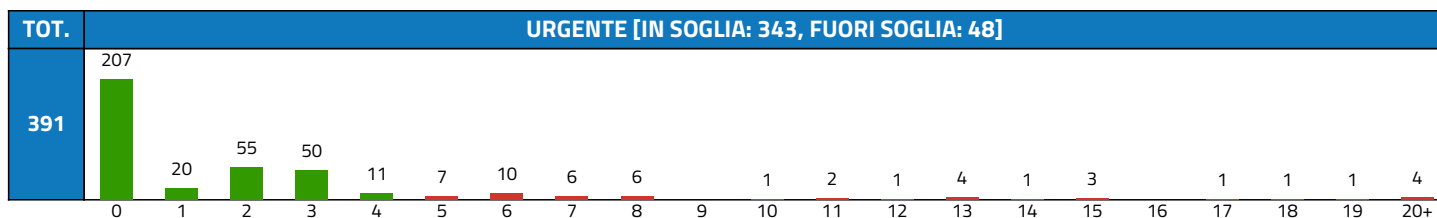
APP.	IN SOGLIA	FUORI	%	MEDIA	DEV.ST.	CRIT.	
5.575	3.051	2.524	54,73%	69	124	71,59	
CLASSE	APP.	IN SOGLIA	FUORI	%	MEDIA	DEV.ST.	MAX
URGENTE	6	5	1	83,33%	115	256	687
BREVE	2.023	946	1.077	46,76%	28	42	782
DIFFERITA	3.135	1.776	1.359	56,65%	91	145	810
PROGRAMMATA	411	324	87	78,83%	111	157	797



### 89.7B.8 - PRIMA VISITA OTORINOLARINGOIATRICA

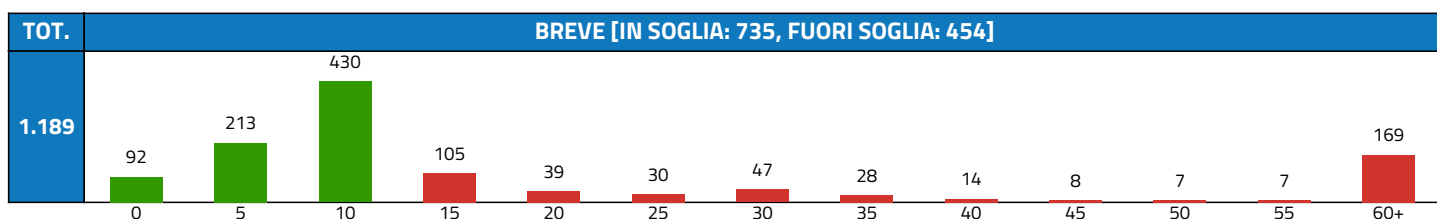
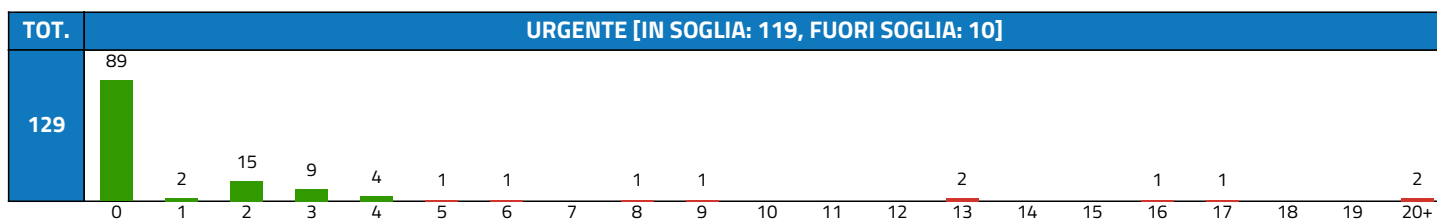
APP.	IN SOGLIA	FUORI	%	MEDIA	DEV.ST.	CRIT.	
7.900	4.875	3.025	61,71%	34	39	66,11	
CLASSE	APP.	IN SOGLIA	FUORI	%	MEDIA	DEV.ST.	MAX
URGENTE	391	343	48	87,72%	2	4	34
BREVE	2.568	1.523	1.045	59,31%	19	23	343
DIFFERITA	3.947	2.023	1.924	51,25%	44	43	295
PROGRAMMATA	994	986	8	99,20%	51	45	228

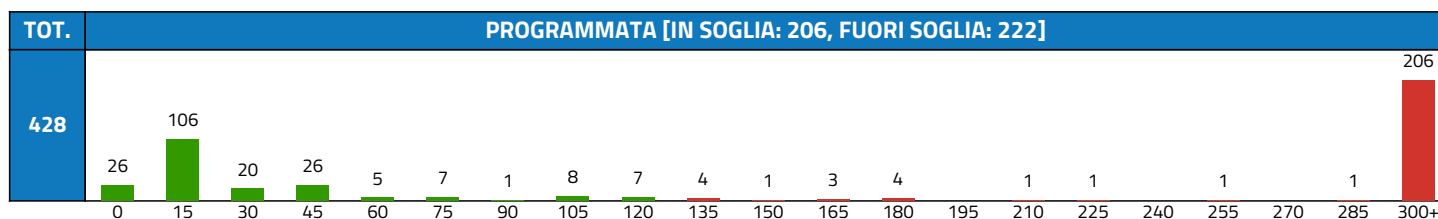
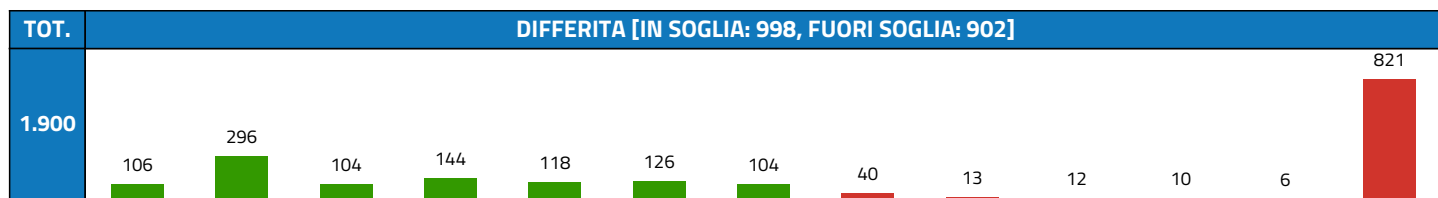




**88.77.4 - ECOCOLORDOPPLER DEGLI ARTI INFERIORI ARTERIOSO E/O VENOSO**

APP.	IN SOGLIA	FUORI	%	MEDIA	DEV.ST.	CRIT.	
3.646	2.058	1.588	56,45%	134	234	65,82	
CLASSE	APP.	IN SOGLIA	FUORI	%	MEDIA	DEV.ST.	MAX
URGENTE	129	119	10	92,25%	2	4	26
BREVE	1.189	735	454	61,82%	25	51	1.019
DIFFERITA	1.900	998	902	52,53%	135	142	894
PROGRAMMATA	428	206	222	48,13%	469	470	1.267



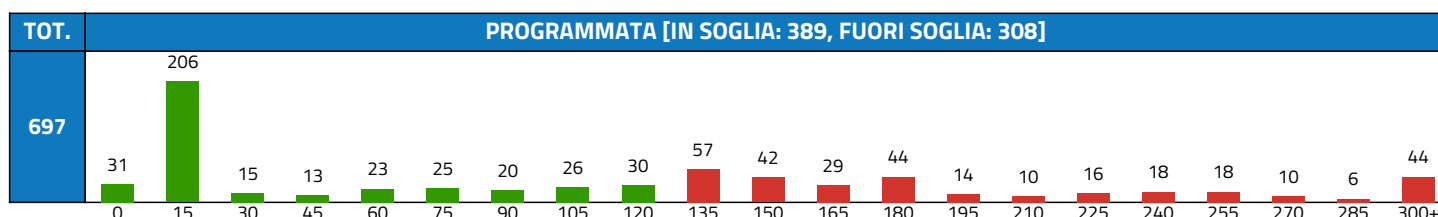
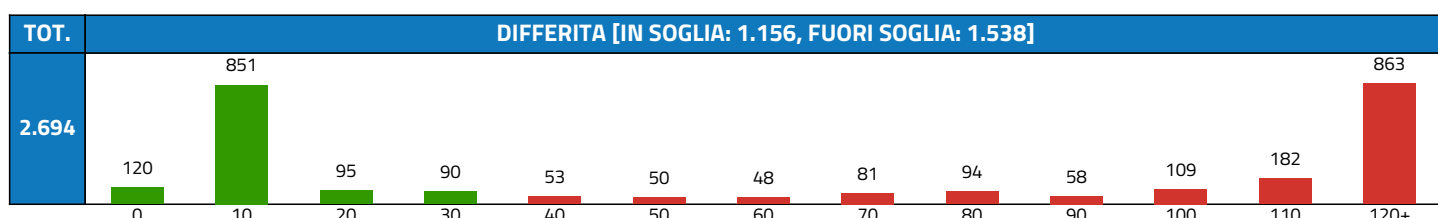
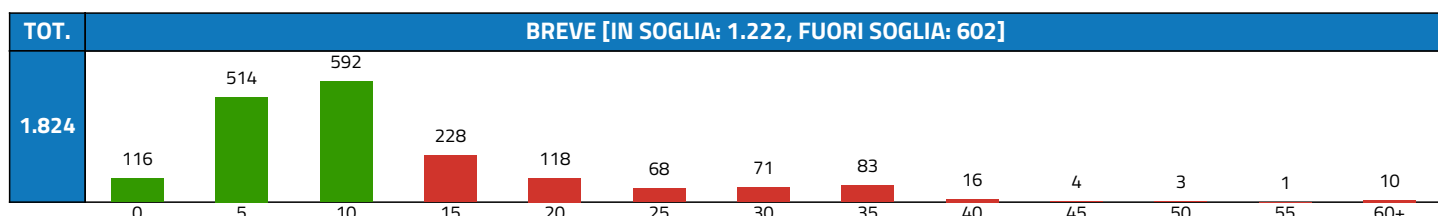
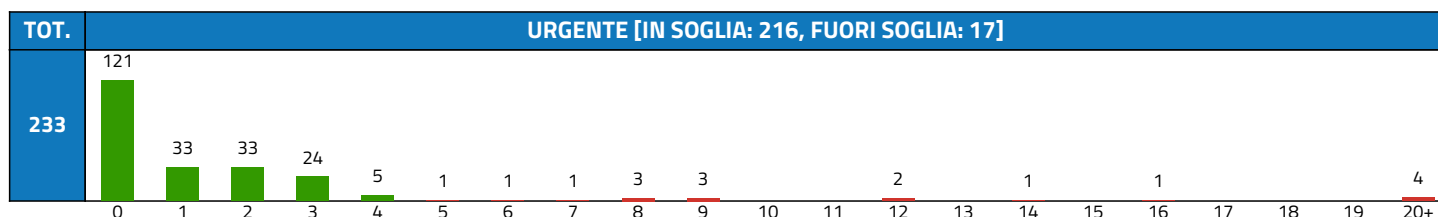


**89.7C.2 - PRIMA VISITA UROLOGICA**

APP.	IN SOGLIA	FUORI	%	MEDIA	DEV.ST.	CRIT.
5.448	2.983	2.465	54,75%	52	71	56,85

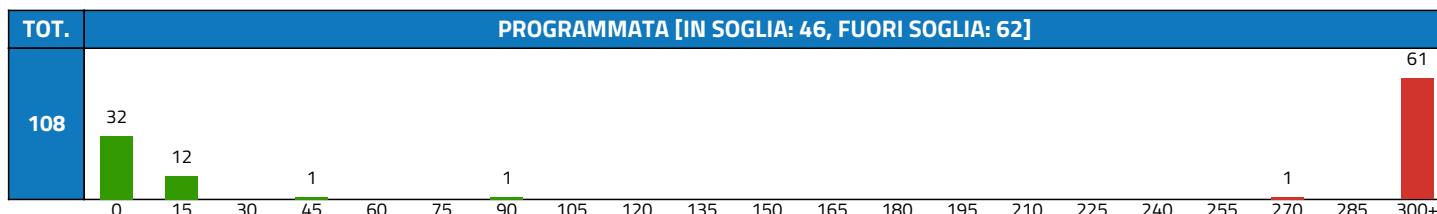
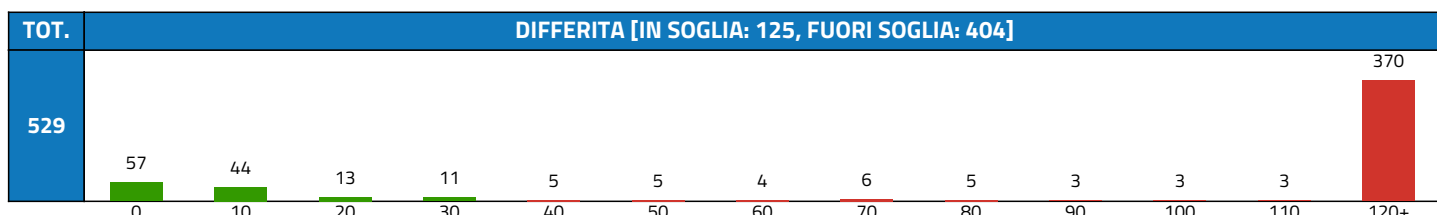
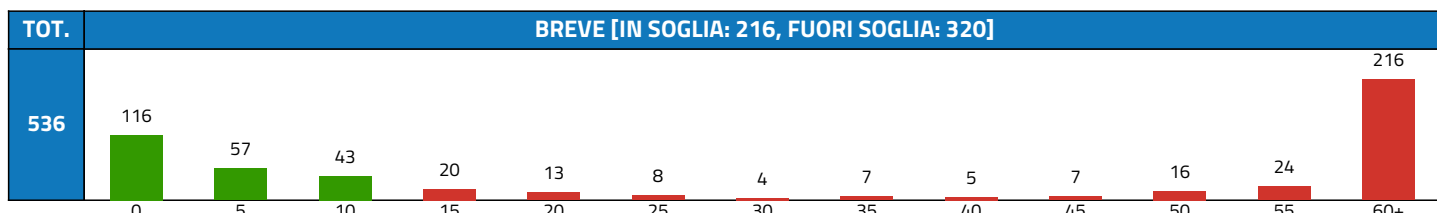
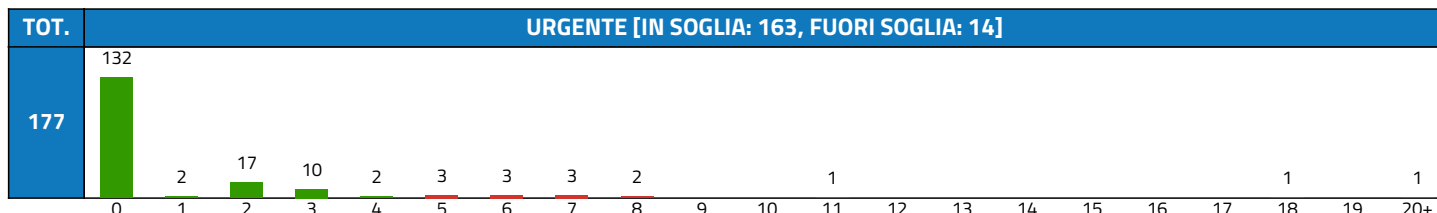
  

CLASSE	APP.	IN SOGLIA	FUORI	%	MEDIA	DEV.ST.	MAX
URGENTE	233	216	17	92,70%	2	9	120
BREVE	1.824	1.222	602	67,00%	11	12	175
DIFFERITA	2.694	1.156	1.538	42,91%	72	69	460
PROGRAMMATA	697	389	308	55,81%	105	101	381



### 89.7A.6 - PRIMA VISITA CHIRURGICA VASCOLARE

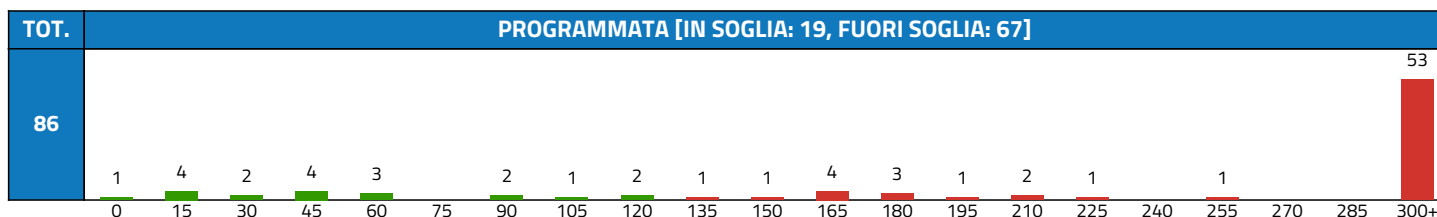
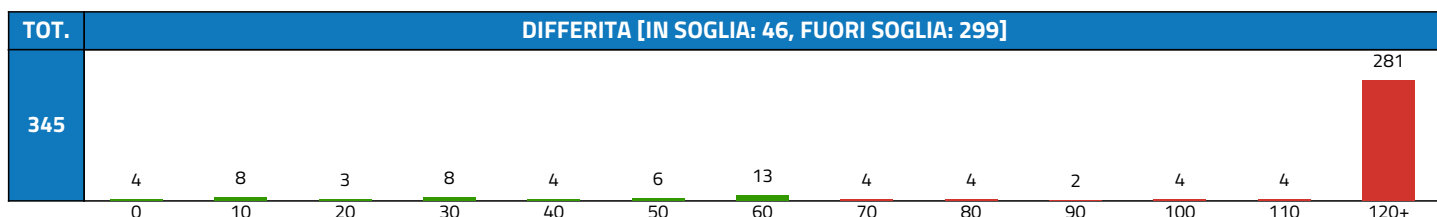

APP.	IN SOGLIA	FUORI	%	MEDIA	DEV.ST.	CRIT.	
1.350	550	800	40,74%	131	209	55,84	
CLASSE	APP.	IN SOGLIA	FUORI	%	MEDIA	DEV.ST.	MAX
URGENTE	177	163	14	92,09%	1	3	20
BREVE	536	216	320	40,30%	55	71	1.019
DIFFERITA	529	125	404	23,63%	170	117	737
PROGRAMMATA	108	46	62	42,59%	535	479	1.152



### 93.08.B - ELETTROMIOGRAFIA SEMPLICE [EMG] PER ARTO INFERIORE

APP.	IN SOGLIA	FUORI	%	MEDIA	DEV.ST.	CRIT.	
667	86	581	12,89%	343	293	54,81	
CLASSE	APP.	IN SOGLIA	FUORI	%	MEDIA	DEV.ST.	MAX
BREVE	236	21	215	8,90%	131	68	282
DIFFERITA	345	46	299	13,33%	476	310	867
PROGRAMMATA	86	19	67	22,09%	388	265	889



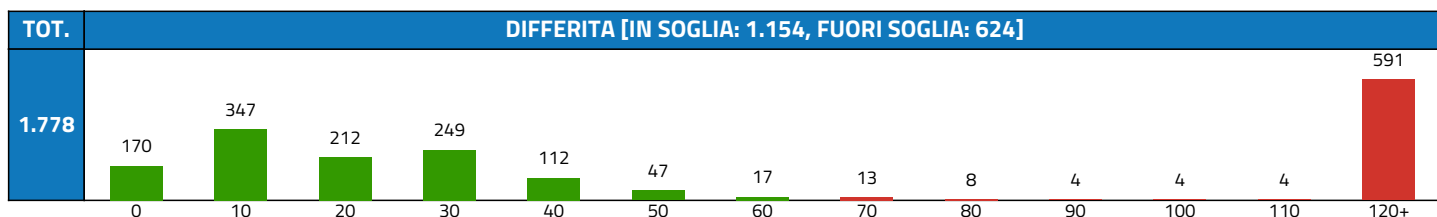
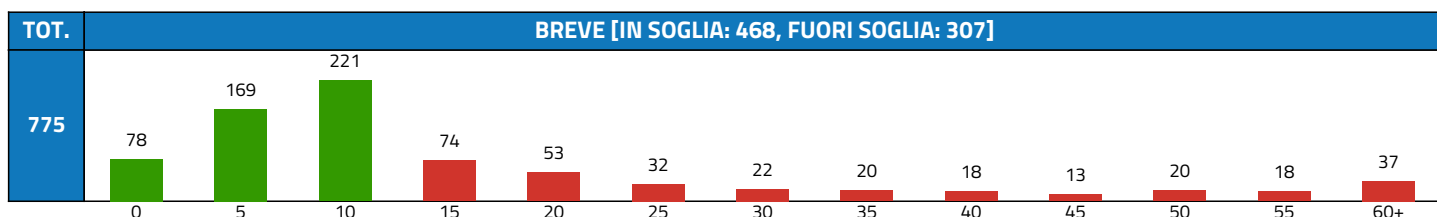
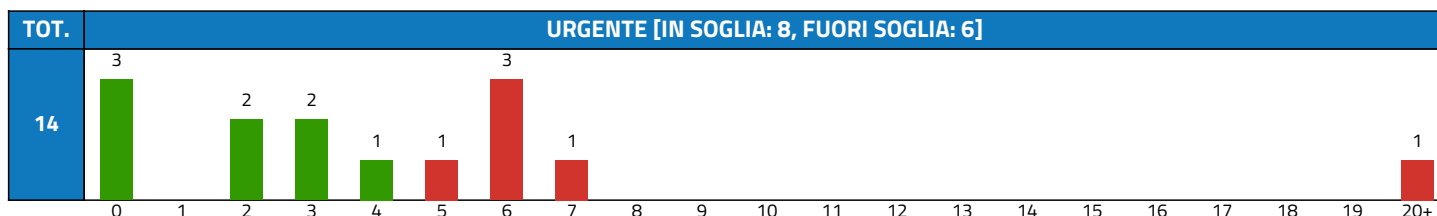


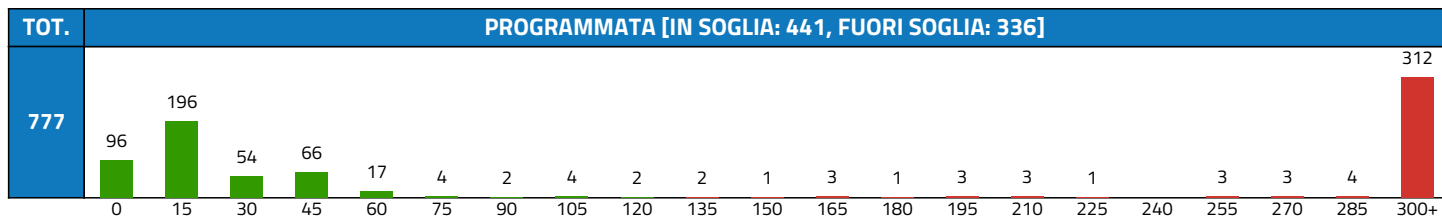
**88.73.1 - ECOGRAFIA BILATERALE DELLA MAMMELLA**

APP.	IN SOGLIA	FUORI	%	MEDIA	DEV.ST.	CRIT.
3.344	2.071	1.273	61,93%	144	234	54,48

CLASSE	APP.	IN SOGLIA	FUORI	%	MEDIA	DEV.ST.	MAX
URGENTE	14	8	6	57,14%	5	5	20
BREVE	775	468	307	60,39%	19	41	719
DIFFERITA	1.778	1.154	624	64,90%	130	170	823
PROGRAMMATA	777	441	336	56,76%	305	354	1.229

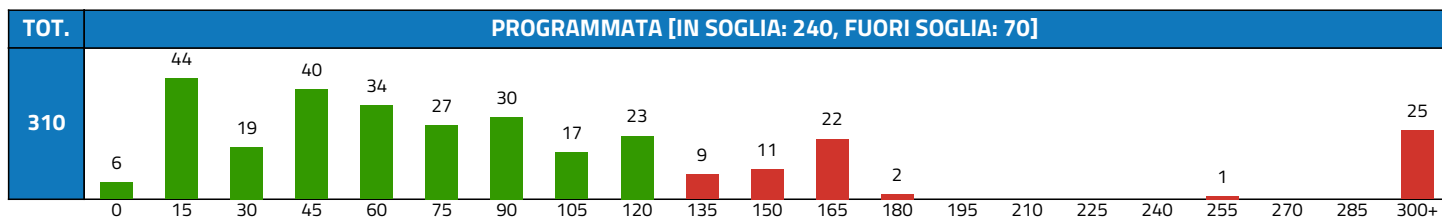
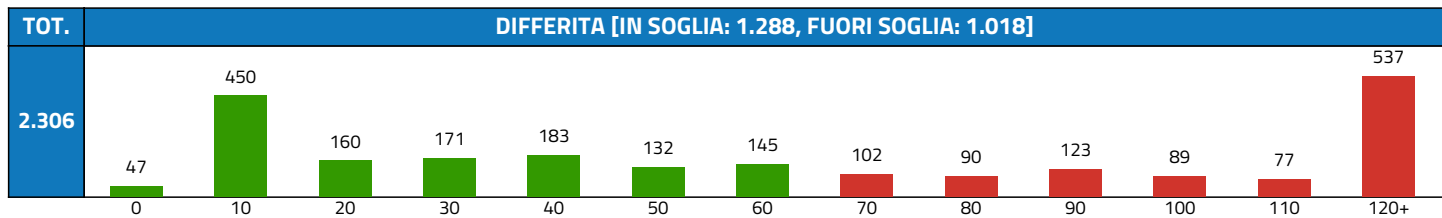
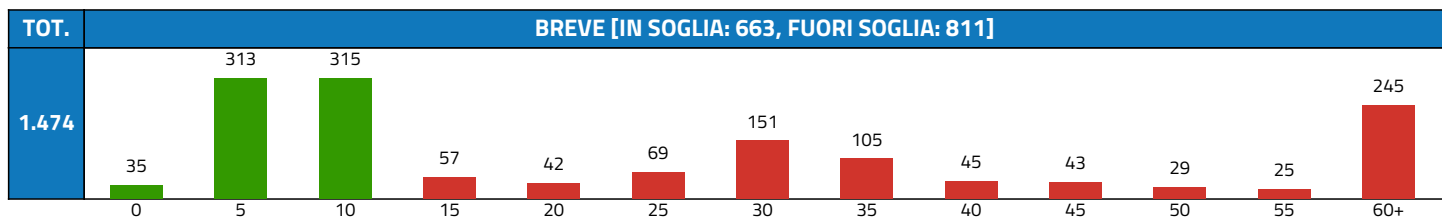





**88.93.4 - RM DEL RACHIDE LOMBOSACRALE**

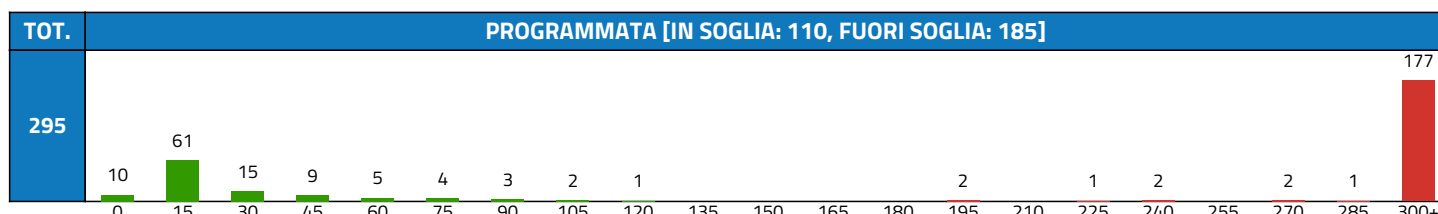
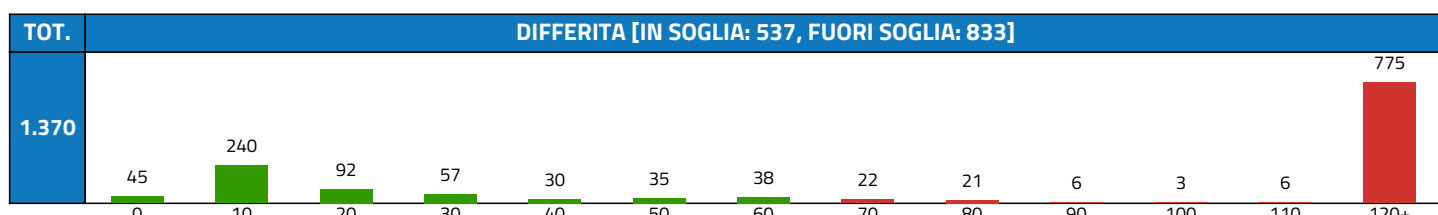
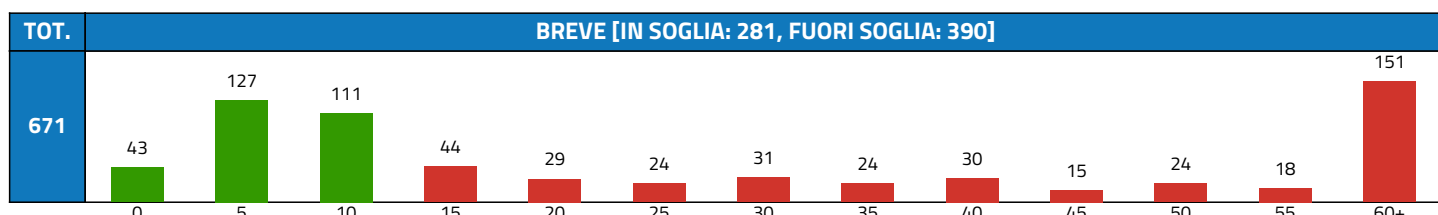

APP.	IN SOGLIA	FUORI	%	MEDIA	DEV.ST.	CRIT.
4.093	2.193	1.900	53,58%	71	126	54,20

CLASSE	APP.	IN SOGLIA	FUORI	%	MEDIA	DEV.ST.	MAX
URGENTE	3	2	1	66,67%	230	323	687
BREVE	1.474	663	811	44,98%	29	42	782
DIFFERITA	2.306	1.288	1.018	55,85%	92	147	810
PROGRAMMATA	310	240	70	77,42%	113	163	797



### 89.41 - TEST CARDIOVASCOLARE DA SFORZO CON CICLOERGOMETRO O CON PEDANA MOBILE

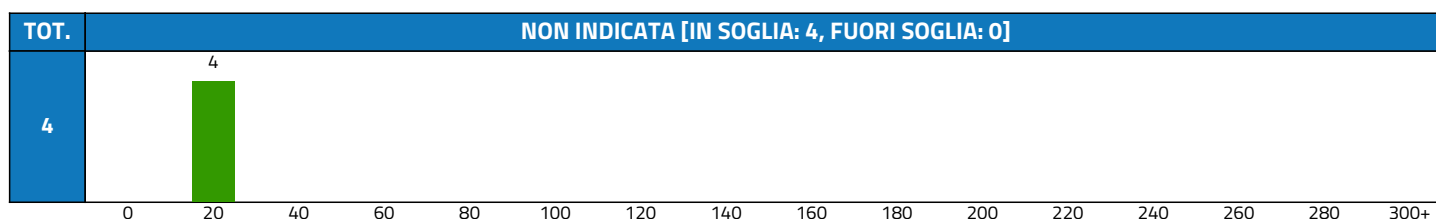
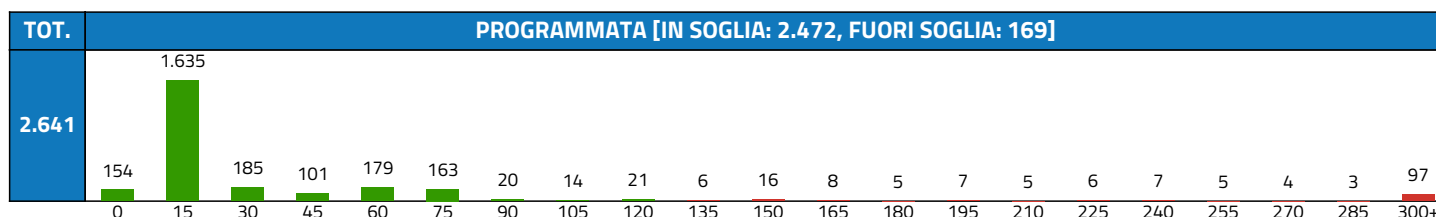
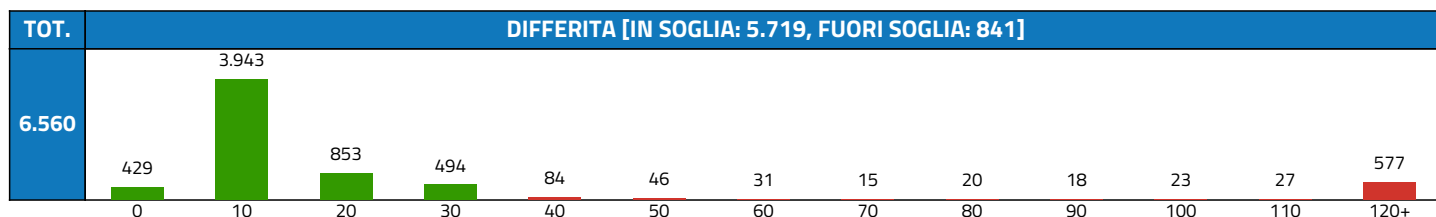
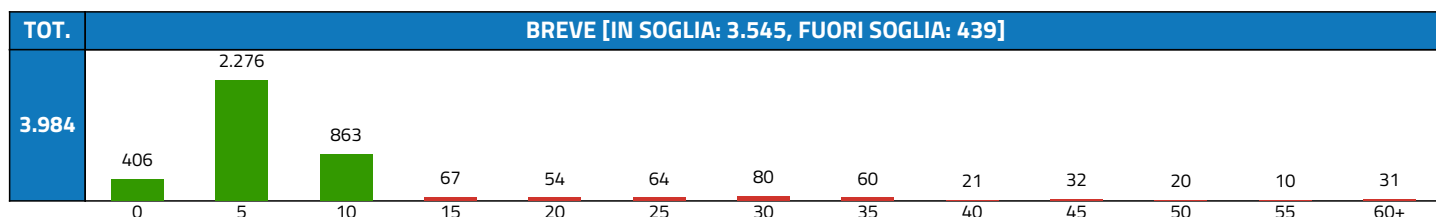
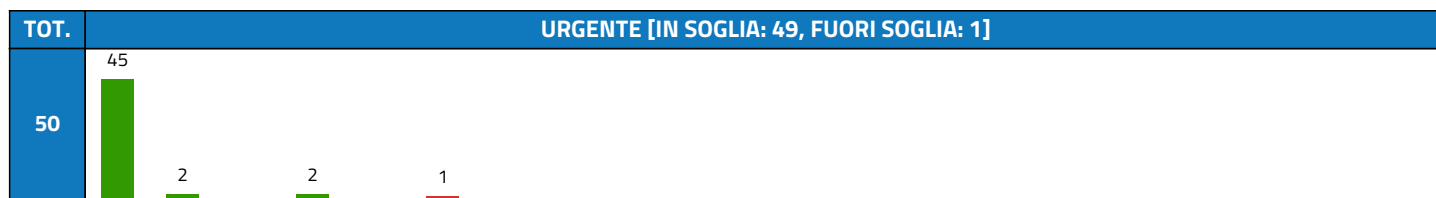
APP.	IN SOGLIA	FUORI	%	MEDIA	DEV.ST.	CRIT.	
2.337	929	1.408	39,75%	145	165	47,21	
CLASSE	APP.	IN SOGLIA	FUORI	%	MEDIA	DEV.ST.	MAX
URGENTE	1	1	0	100,00%	0	0	0
BREVE	671	281	390	41,88%	29	31	293
DIFFERITA	1.370	537	833	39,20%	158	123	476
PROGRAMMATA	295	110	185	37,29%	348	265	751



### 89.7A.3 - PRIMA VISITA CARDIOLOGICA

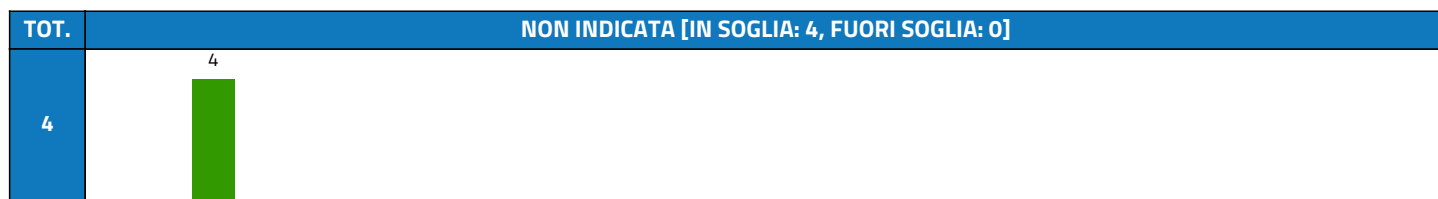
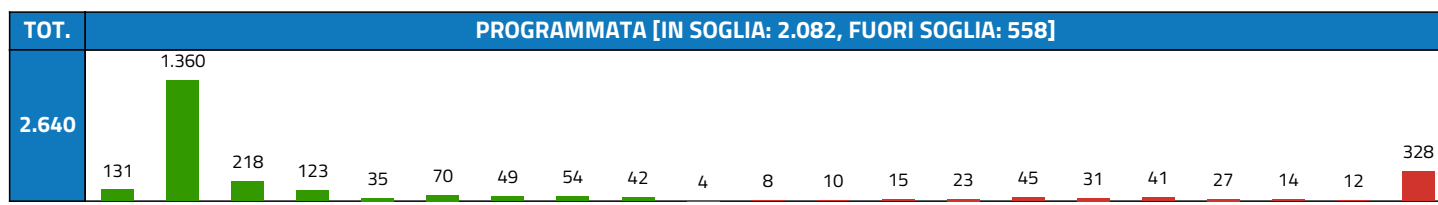
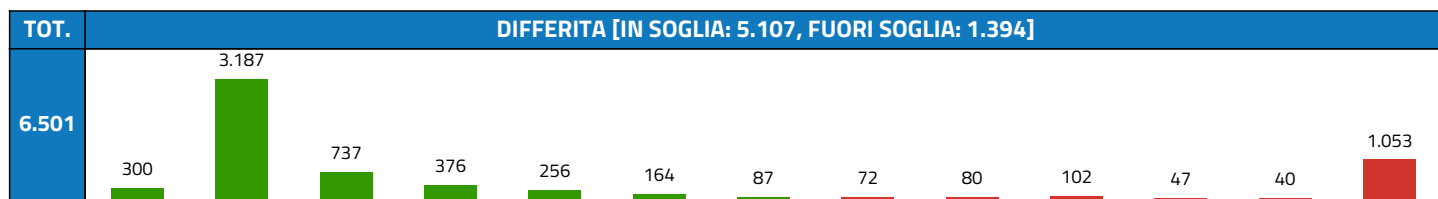

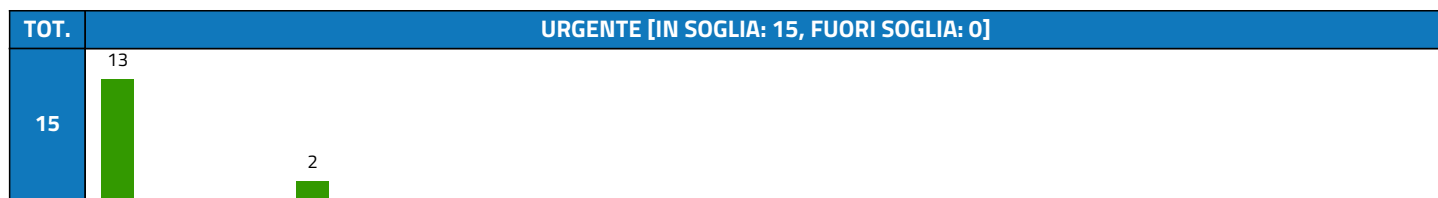
APP.	IN SOGLIA	FUORI	%	MEDIA	DEV.ST.	CRIT.	
13.239	11.789	1.450	89,05%	22	60	47,16	
CLASSE	APP.	IN SOGLIA	FUORI	%	MEDIA	DEV.ST.	MAX
URGENTE	50	49	1	98,00%	0	1	5
BREVE	3.984	3.545	439	88,98%	7	13	236
DIFFERITA	6.560	5.719	841	87,18%	25	56	592
PROGRAMMATA	2.641	2.472	169	93,60%	37	95	635
NON INDICATA	4	4	0	100,00%	13	4	17





88.72.2 - ECO(COLOR)DOPPLERGRAFIA CARDIACA a riposo							
APP.	IN SOGLIA	FUORI	%	MEDIA	DEV.ST.	CRIT.	
12.645	10.531	2.114	83,28%	43	92	40,01	
CLASSE	APP.	IN SOGLIA	FUORI	%	MEDIA	DEV.ST.	MAX
URGENTE	15	15	0	100,00%	0	1	3
BREVE	3.485	3.323	162	95,35%	6	8	235
DIFFERITA	6.501	5.107	1.394	78,56%	45	75	517
PROGRAMMATA	2.640	2.082	558	78,86%	87	150	704
NON INDICATA	4	4	0	100,00%	13	4	17




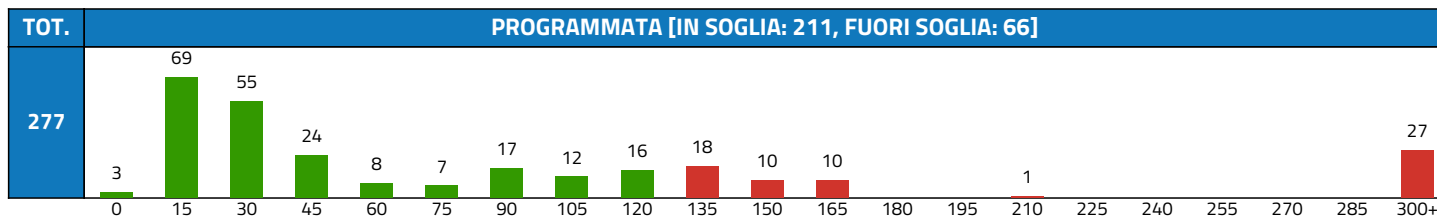
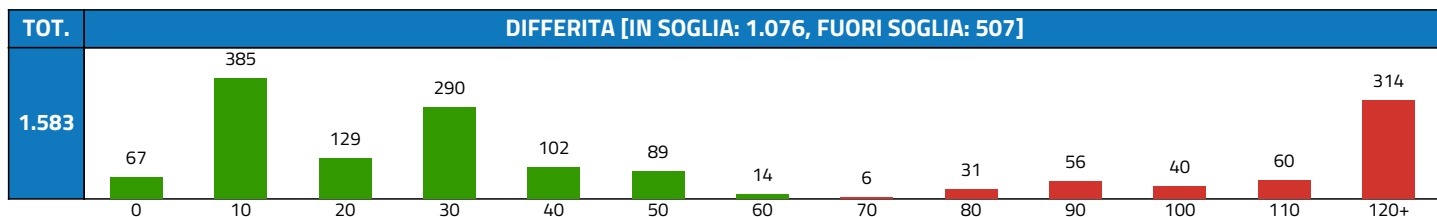
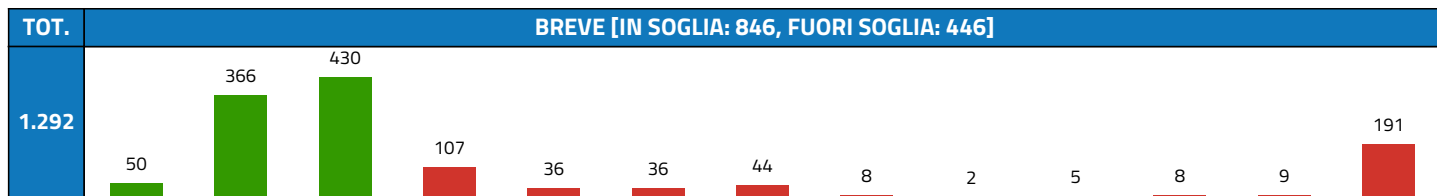


**88.91.1 - RM DI ENCEFALO E TRONCO ENCEFALICO, GIUNZIONE CRANIO SPINALE E RELATIVO DISTRETTO VASCOLARE**

APP.	IN SOGLIA	FUORI	%	MEDIA	DEV.ST.	CRIT.
3.155	2.136	1.019	67,70%	58	114	39,79

CLASSE	APP.	IN SOGLIA	FUORI	%	MEDIA	DEV.ST.	MAX
URGENTE	3	3	0	100,00%	0	0	0
BREVE	1.292	846	446	65,48%	28	68	723
DIFFERITA	1.583	1.076	507	67,97%	75	126	755
PROGRAMMATA	277	211	66	76,17%	103	161	676



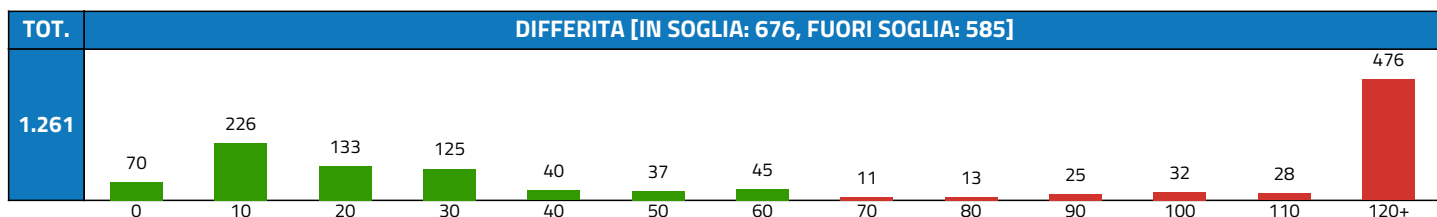
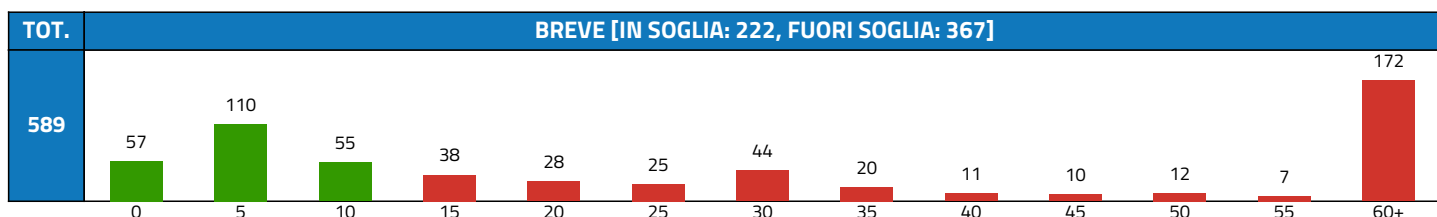
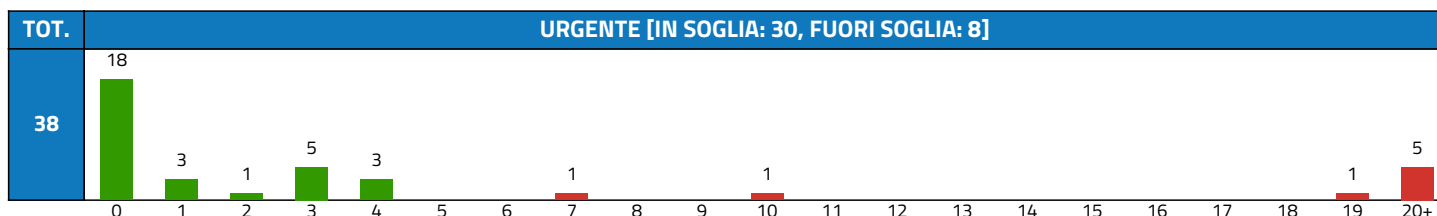


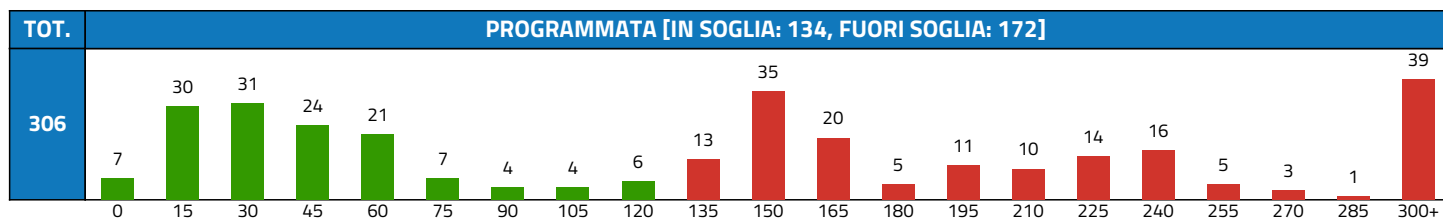
**87.41 - TC DEL TORACE**

APP.	IN SOGLIA	FUORI	%	MEDIA	DEV.ST.	CRIT.
2.194	1.062	1.132	48,40%	88	107	39,29

CLASSE	APP.	IN SOGLIA	FUORI	%	MEDIA	DEV.ST.	MAX
URGENTE	38	30	8	78,95%	20	74	450
BREVE	589	222	367	37,69%	48	58	253
DIFFERITA	1.261	676	585	53,61%	95	112	680
PROGRAMMATA	306	134	172	43,79%	145	127	596



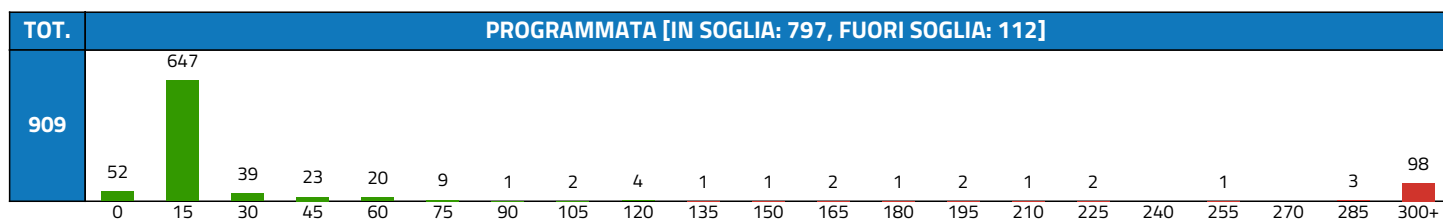
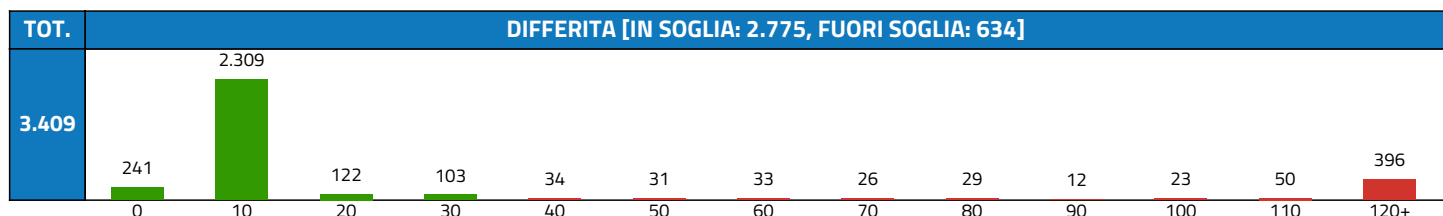
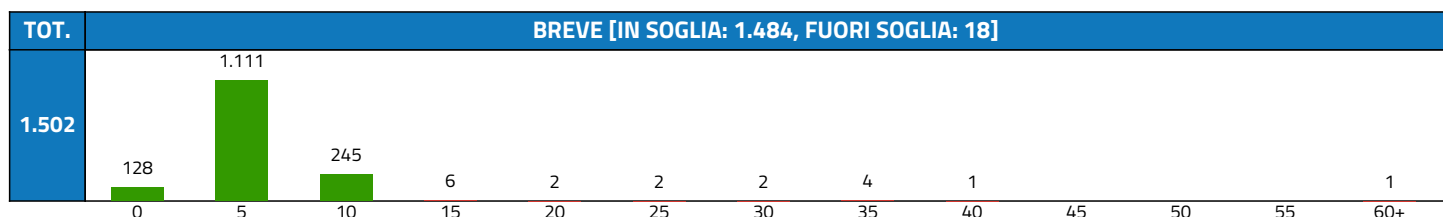
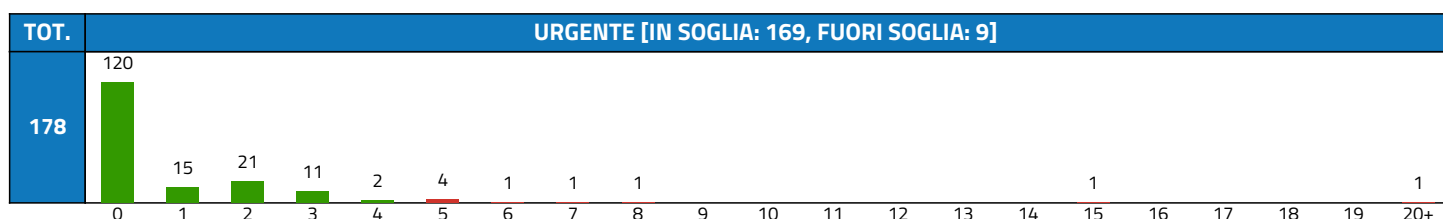


**89.7A.8 - PRIMA VISITA ENDOCRINOLOGICA\***

APP.	IN SOGLIA	FUORI	%	MEDIA	DEV.ST.	CRIT.
5.998	5.225	773	87,11%	30	85	35,95

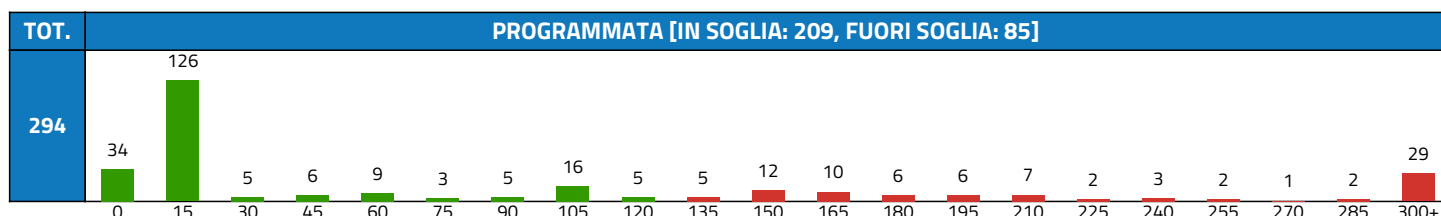
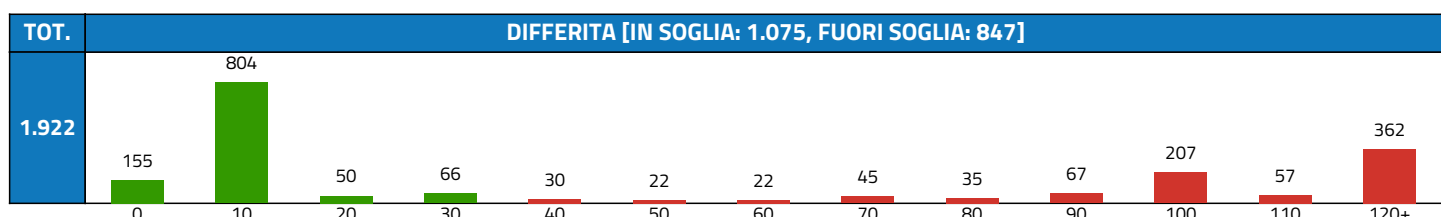
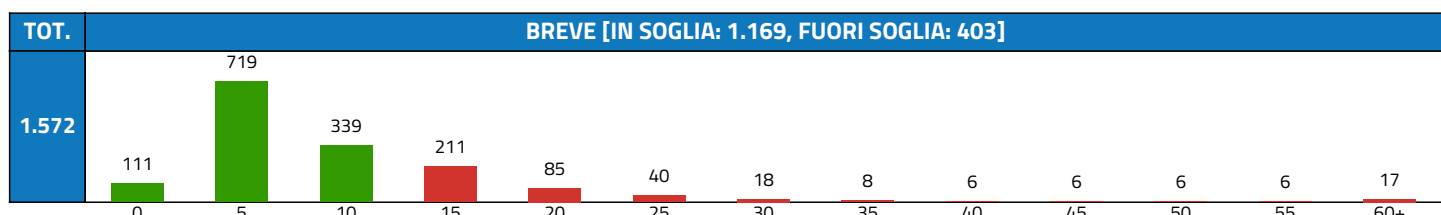
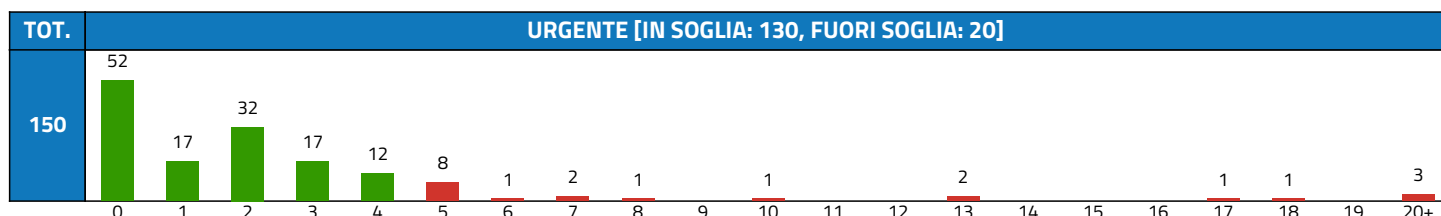
  

CLASSE	APP.	IN SOGLIA	FUORI	%	MEDIA	DEV.ST.	MAX
URGENTE	178	169	9	94,94%	1	3	35
BREVE	1.502	1.484	18	98,80%	4	11	398
DIFFERITA	3.409	2.775	634	81,40%	37	87	692
PROGRAMMATA	909	797	112	87,68%	54	128	616



### 89.7B.9 - PRIMA VISITA PNEUMOLOGICA

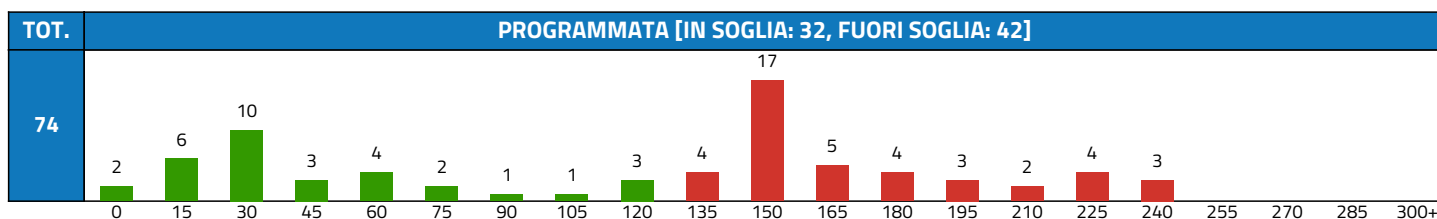
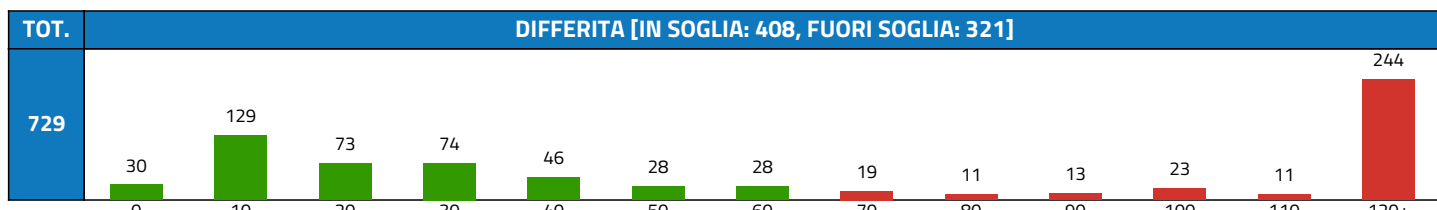
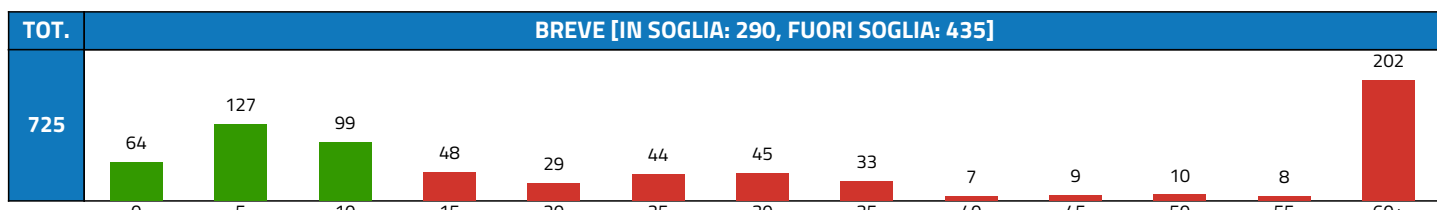
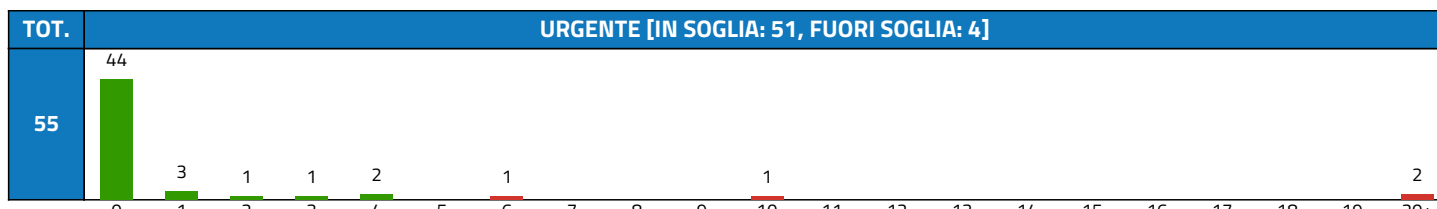
APP.	IN SOGLIA	FUORI	%	MEDIA	DEV.ST.	CRIT.	
3.938	2.583	1.355	65,59%	39	74	33,13	
CLASSE	APP.	IN SOGLIA	FUORI	%	MEDIA	DEV.ST.	MAX
URGENTE	150	130	20	86,67%	3	6	50
BREVE	1.572	1.169	403	74,36%	9	16	393
DIFFERITA	1.922	1.075	847	55,93%	57	75	524
PROGRAMMATA	294	209	85	71,09%	98	157	646



### 87.03 - TC CRANIO-ENCEFALO

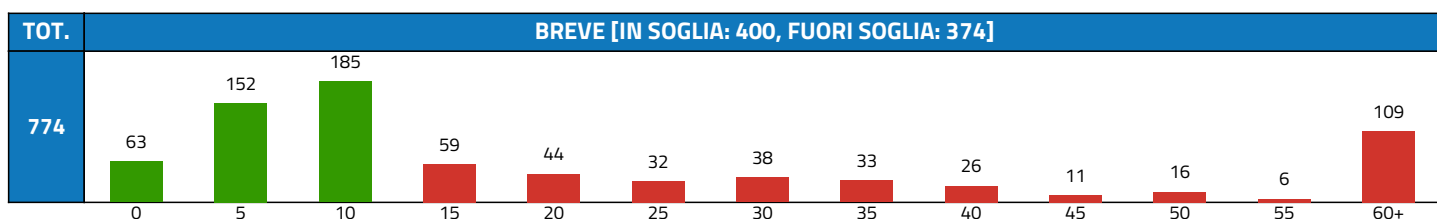

APP.	IN SOGLIA	FUORI	%	MEDIA	DEV.ST.	CRIT.	
1.583	781	802	49,34%	63	74	32,44	
CLASSE	APP.	IN SOGLIA	FUORI	%	MEDIA	DEV.ST.	MAX
URGENTE	55	51	4	92,73%	3	13	89
BREVE	725	290	435	40,00%	44	56	264
DIFFERITA	729	408	321	55,97%	81	84	582
PROGRAMMATA	74	32	42	43,24%	111	70	229

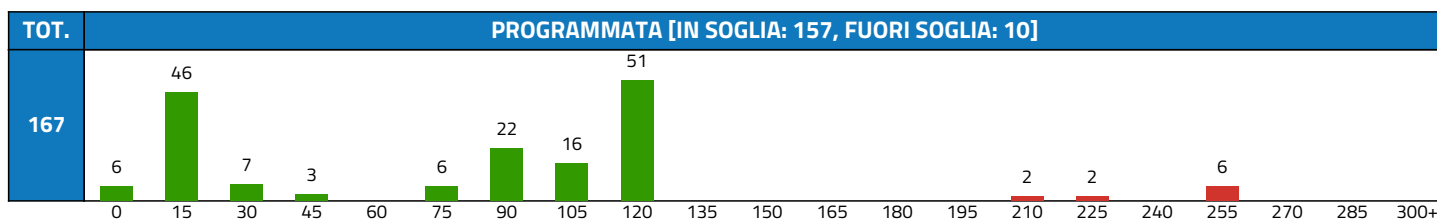
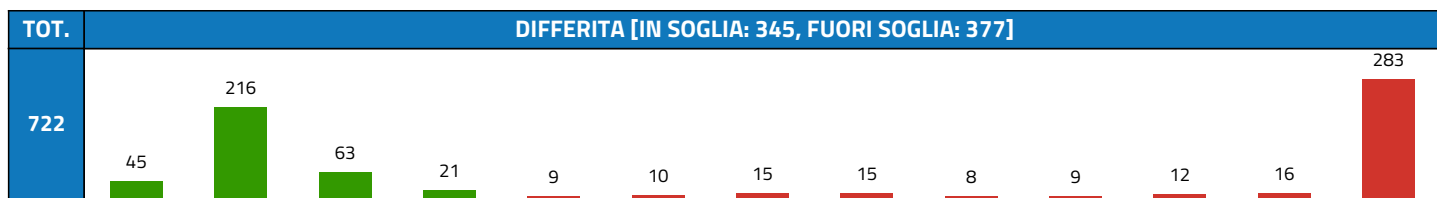




**89.7A.9 - PRIMA VISITA GASTROENTEROLOGICA**

APP.	IN SOGLIA	FUORI	%	MEDIA	DEV.ST.	CRIT.	
1.694	931	763	54,96%	58	83	30,89	
CLASSE	APP.	IN SOGLIA	FUORI	%	MEDIA	DEV.ST.	MAX
URGENTE	31	29	2	93,55%	5	21	110
BREVE	774	400	374	51,68%	23	28	196
DIFFERITA	722	345	377	47,78%	95	107	431
PROGRAMMATA	167	157	10	94,01%	74	62	255

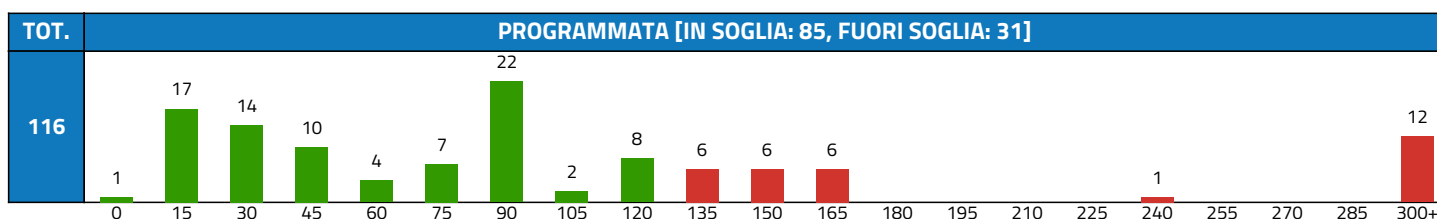
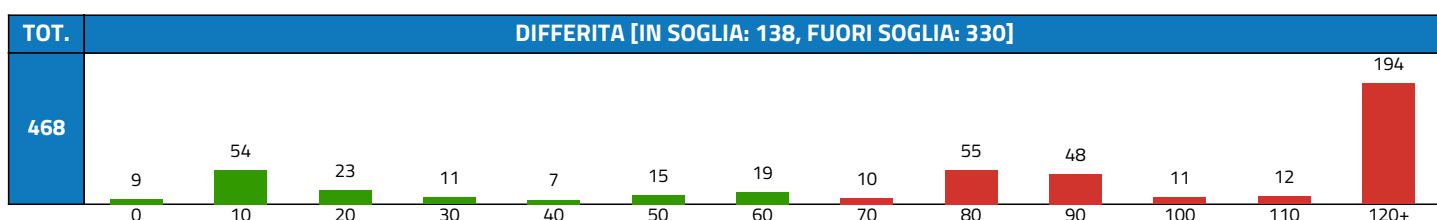
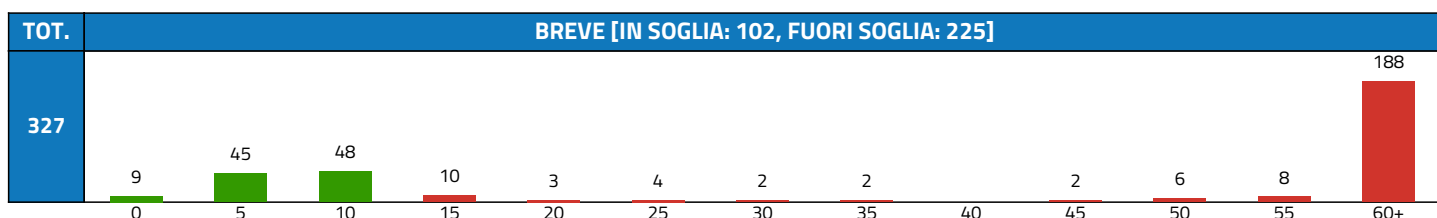





**88.94.4 - RM DELLA SPALLA**

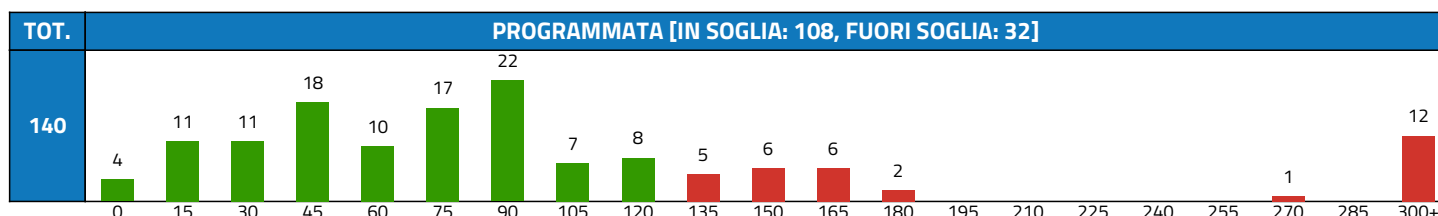
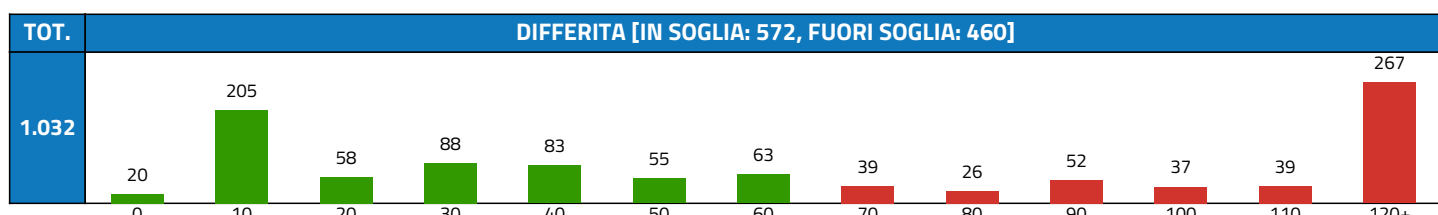
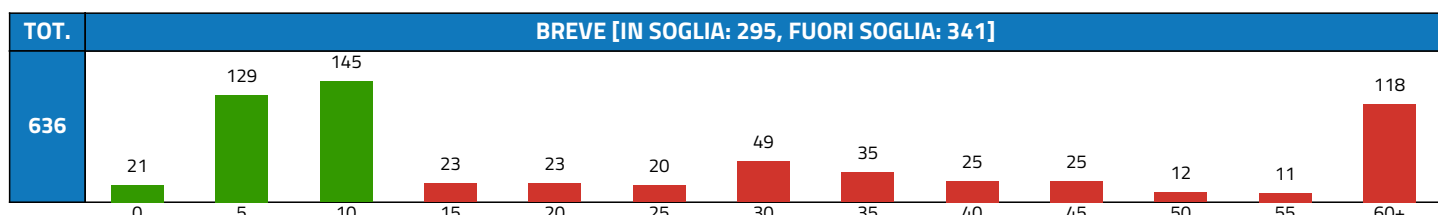
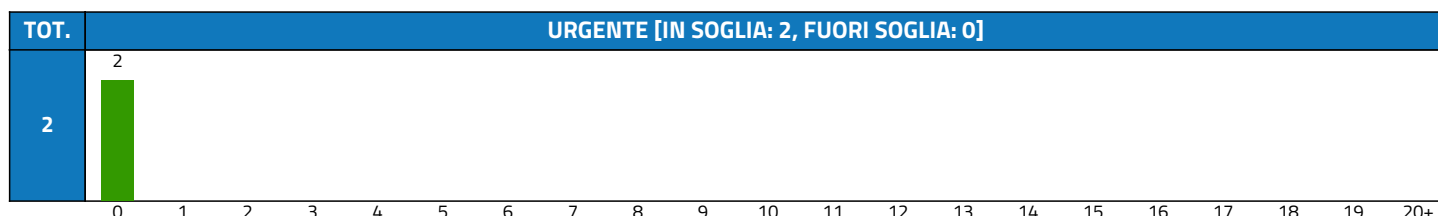
APP.	IN SOGLIA	FUORI	%	MEDIA	DEV.ST.	CRIT.
912	325	587	35,64%	106	119	29,03

CLASSE	APP.	IN SOGLIA	FUORI	%	MEDIA	DEV.ST.	MAX
URGENTE	1	0	1	0,00%	100	0	100
BREVE	327	102	225	31,19%	77	105	645
DIFFERITA	468	138	330	29,49%	127	123	648
PROGRAMMATA	116	85	31	73,28%	104	120	648



### 88.93.2 - RM DEL RACHIDE CERVICALE


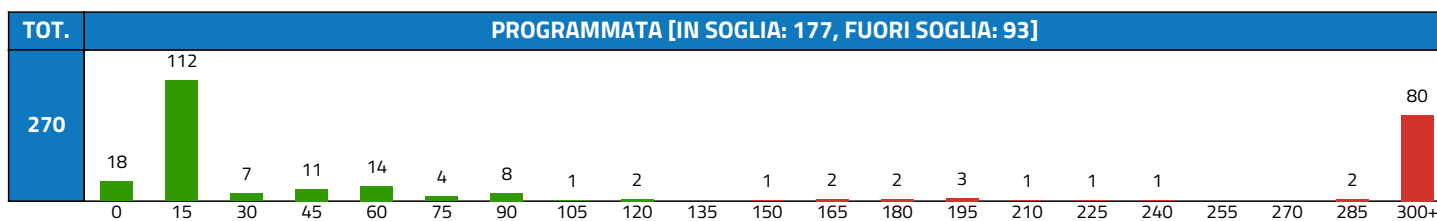
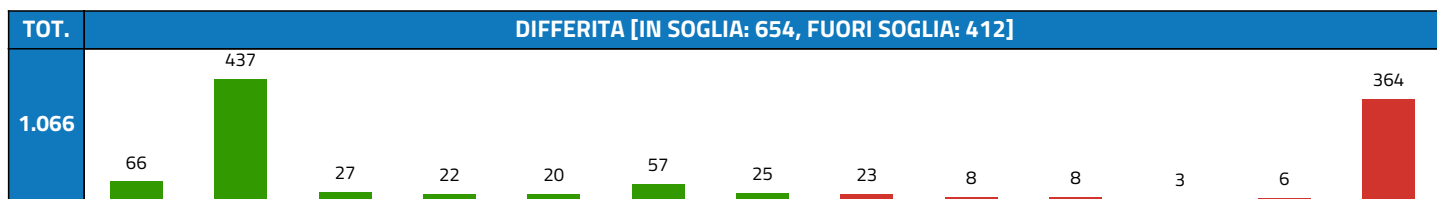
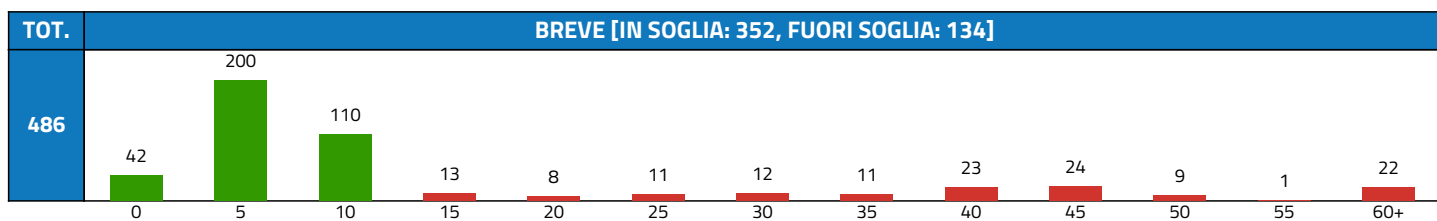
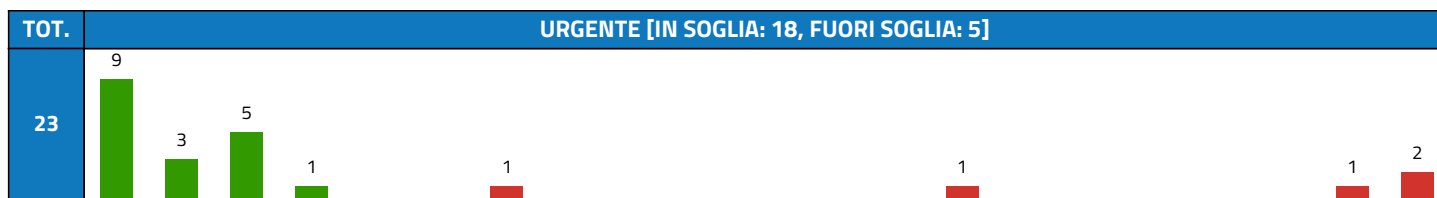
APP.	IN SOGLIA	FUORI	%	MEDIA	DEV.ST.	CRIT.	
1.810	977	833	53,98%	72	124	25,28	
CLASSE	APP.	IN SOGLIA	FUORI	%	MEDIA	DEV.ST.	MAX
URGENTE	2	2	0	100,00%	0	0	0
BREVE	636	295	341	46,38%	32	62	782
DIFFERITA	1.032	572	460	55,43%	92	142	810
PROGRAMMATA	140	108	32	77,14%	112	148	795



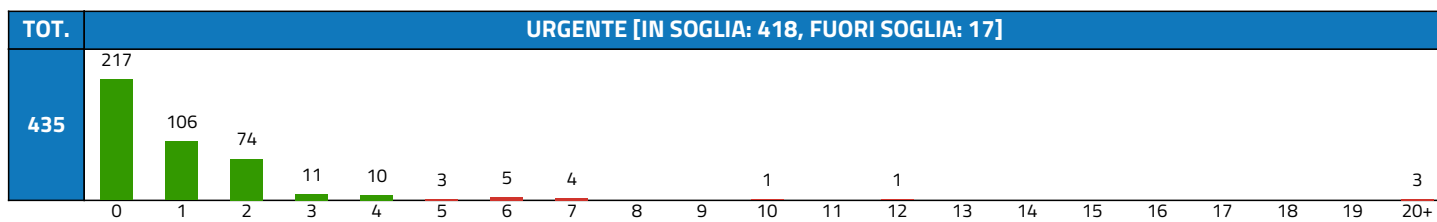
### 88.78.2 - ECOGRAFIA GINECOLOGICA CON SONDA TRANSVAGINALE O ADDOMINALE


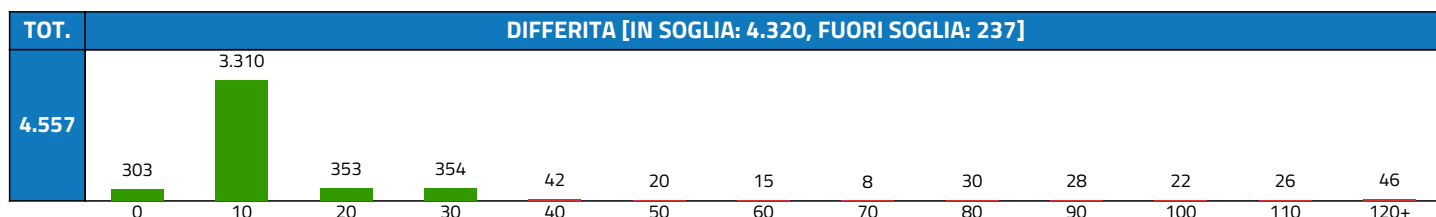

APP.	IN SOGLIA	FUORI	%	MEDIA	DEV.ST.	CRIT.	
1.847	1.203	644	65,13%	102	171	23,77	
CLASSE	APP.	IN SOGLIA	FUORI	%	MEDIA	DEV.ST.	MAX
URGENTE	23	18	5	78,26%	5	8	30
BREVE	486	352	134	72,43%	14	23	295
DIFFERITA	1.066	654	412	61,35%	119	156	673
PROGRAMMATA	270	177	93	65,56%	202	276	758
NON INDICATA	2	2	0	100,00%	55	24	78





89.7B.7 - PRIMA VISITA ORTOPEDICA							
APP.	IN SOGLIA	FUORI	%	MEDIA	DEV.ST.	CRIT.	
9.724	8.941	783	91,95%	8	19	17,36	
CLASSE	APP.	IN SOGLIA	FUORI	%	MEDIA	DEV.ST.	MAX
URGENTE	435	418	17	96,09%	2	10	204
BREVE	3.743	3.220	523	86,03%	7	15	330
DIFFERITA	4.557	4.320	237	94,80%	9	21	291
PROGRAMMATA	989	983	6	99,39%	11	24	255

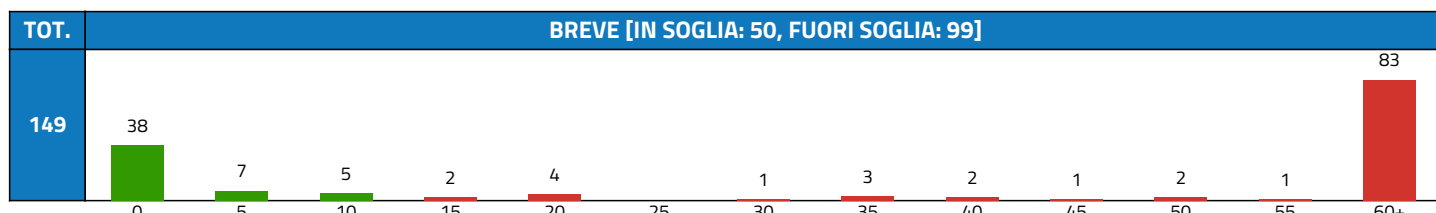
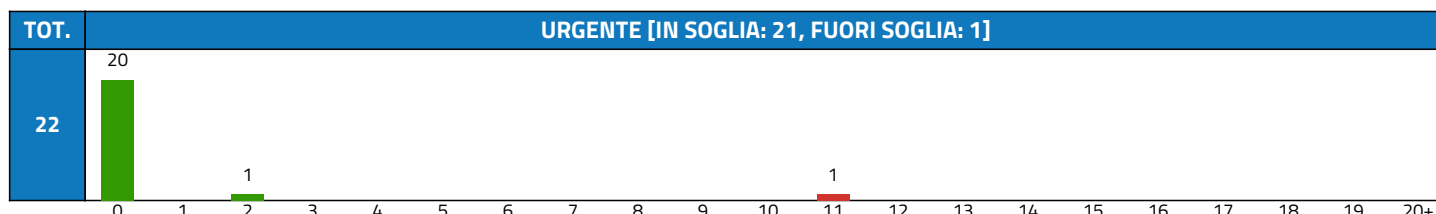


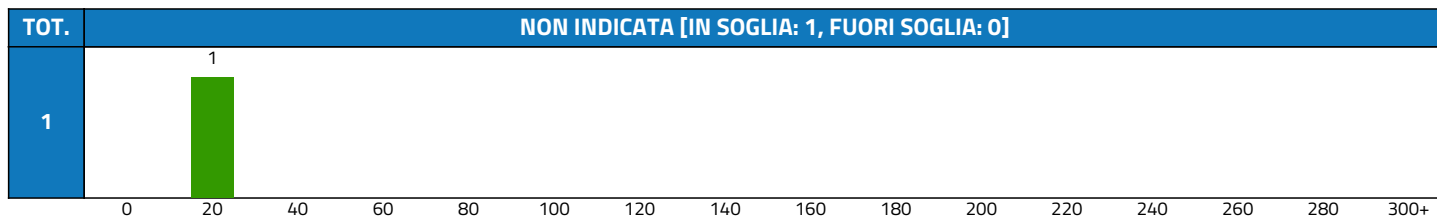
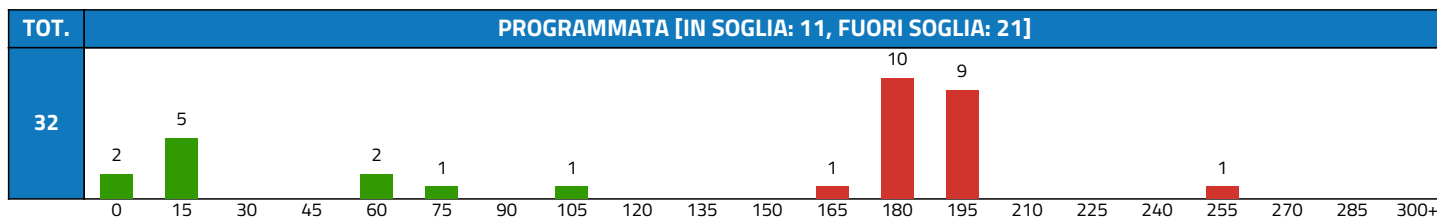



**89.7B.4 - PRIMA VISITA NEFROLOGICA**

APP.	IN SOGLIA	FUORI	%	MEDIA	DEV.ST.	CRIT.
<b>378</b>	<b>109</b>	<b>269</b>	<b>28,84%</b>	<b>106</b>	<b>77</b>	<b>16,38</b>

CLASSE	APP.	IN SOGLIA	FUORI	%	MEDIA	DEV.ST.	MAX
<b>URGENTE</b>	22	21	1	95,45%	1	2	11
<b>BREVE</b>	149	50	99	33,56%	69	60	175
<b>DIFFERITA</b>	174	26	148	14,94%	147	65	339
<b>PROGRAMMATA</b>	32	11	21	34,38%	129	78	251
<b>NON INDICATA</b>	1	1	0	100,00%	13	0	13

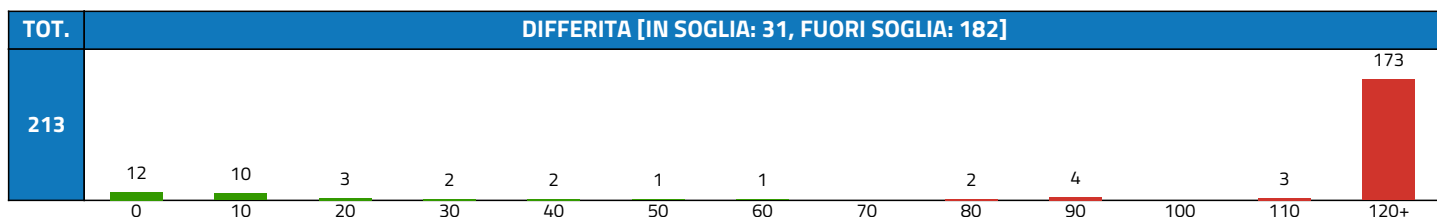

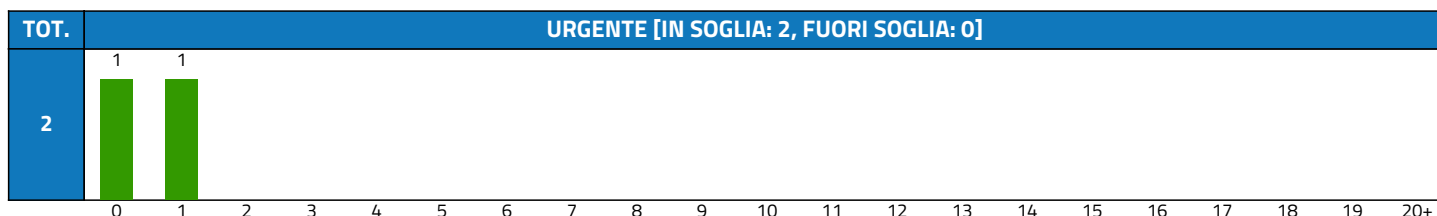


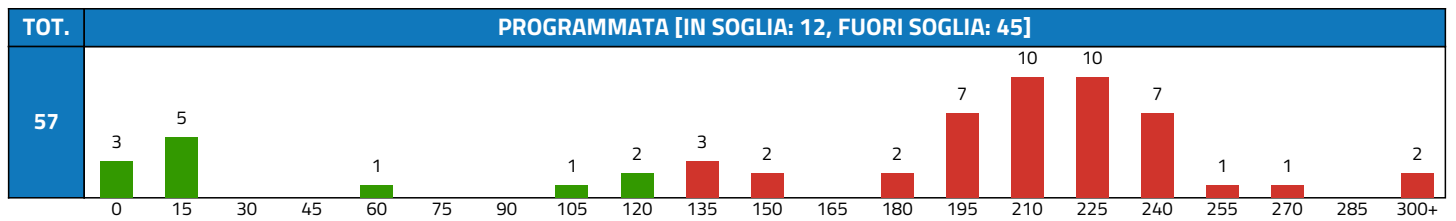


**87.03.2 - TC MASSICCIO FACCIALE**

APP.	IN SOGLIA	FUORI	%	MEDIA	DEV.ST.	CRIT.
353	70	283	19,83%	166	86	15,63

CLASSE	APP.	IN SOGLIA	FUORI	%	MEDIA	DEV.ST.	MAX
URGENTE	2	2	0	100,00%	1	1	1
BREVE	81	25	56	30,86%	143	102	326
DIFFERITA	213	31	182	14,55%	175	78	326
PROGRAMMATA	57	12	45	21,05%	171	84	357



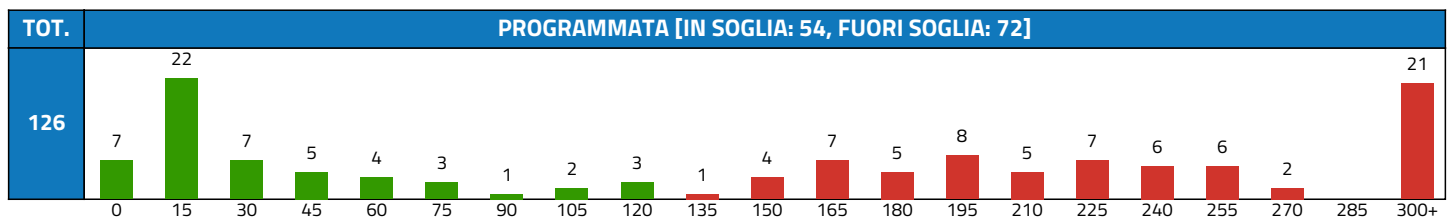
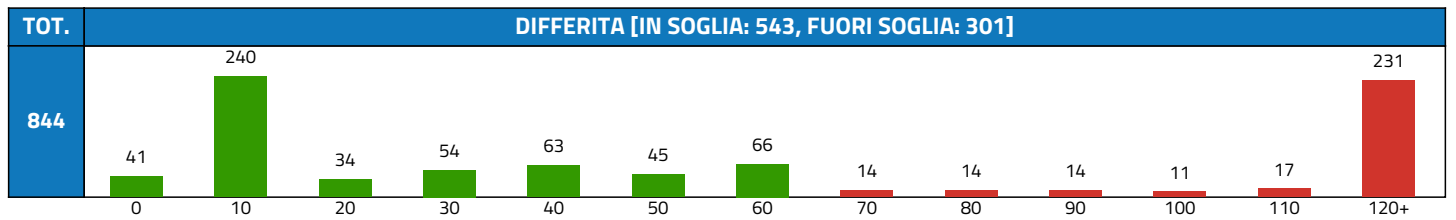
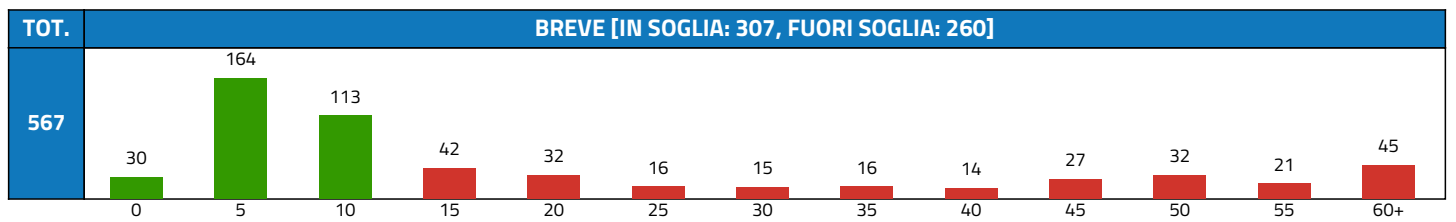



**88.74.1 - ECOGRAFIA DELL'ADDOME SUPERIORE**

APP.	IN SOGLIA	FUORI	%	MEDIA	DEV.ST.	CRIT.
1.551	916	635	59,06%	63	95	15,40

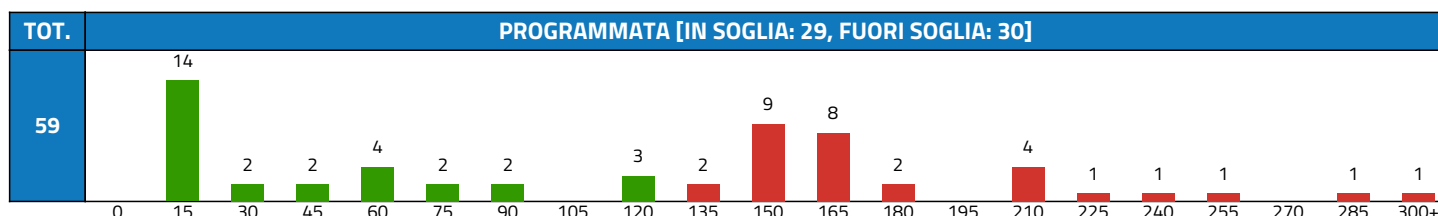
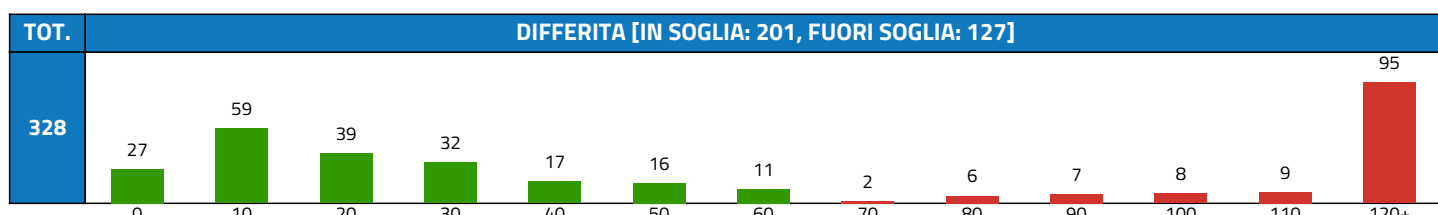
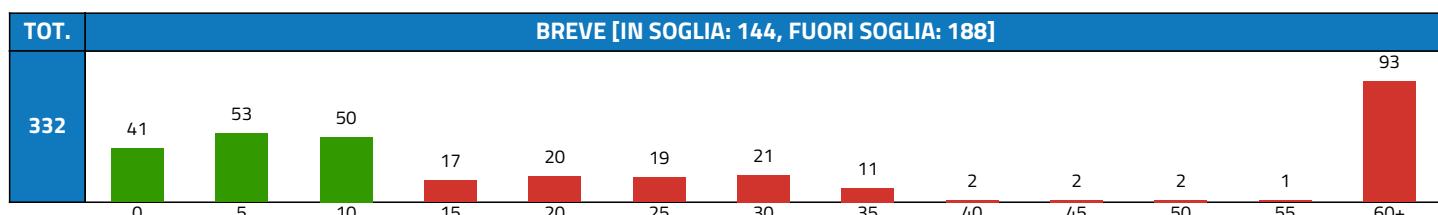

  

CLASSE	APP.	IN SOGLIA	FUORI	%	MEDIA	DEV.ST.	MAX
URGENTE	14	12	2	85,71%	3	6	23
BREVE	567	307	260	54,14%	22	31	280
DIFFERITA	844	543	301	64,34%	77	93	490
PROGRAMMATA	126	54	72	42,86%	168	171	787



### 88.01.5 - TC DELL'ADDOME COMPLETO

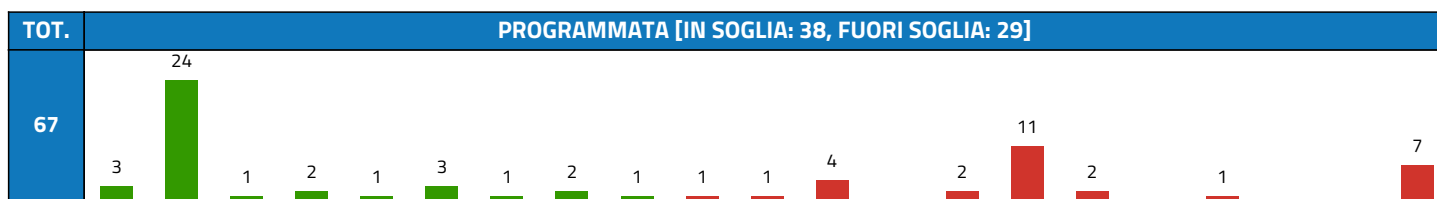
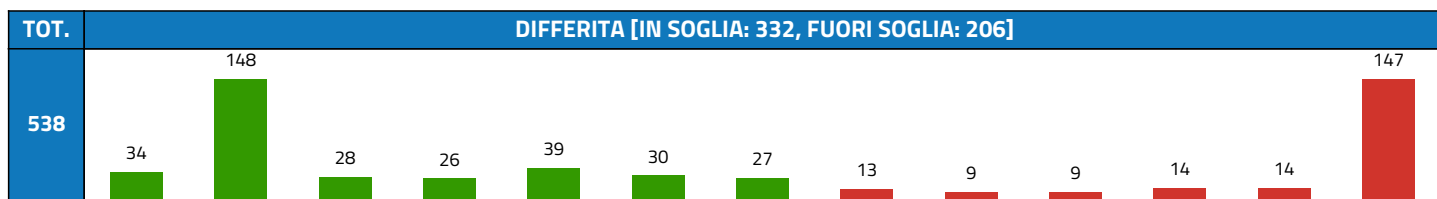
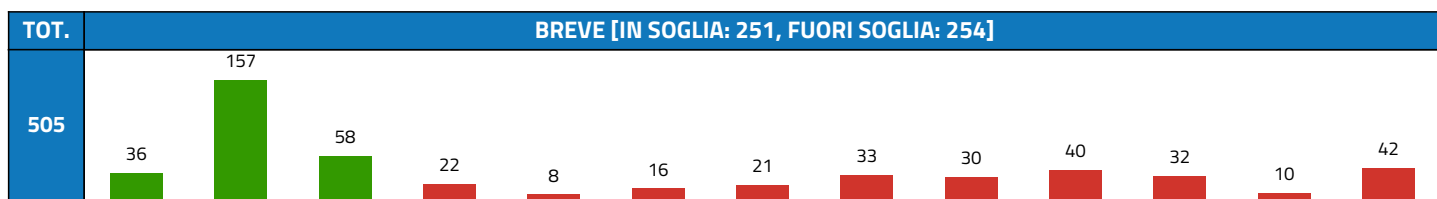
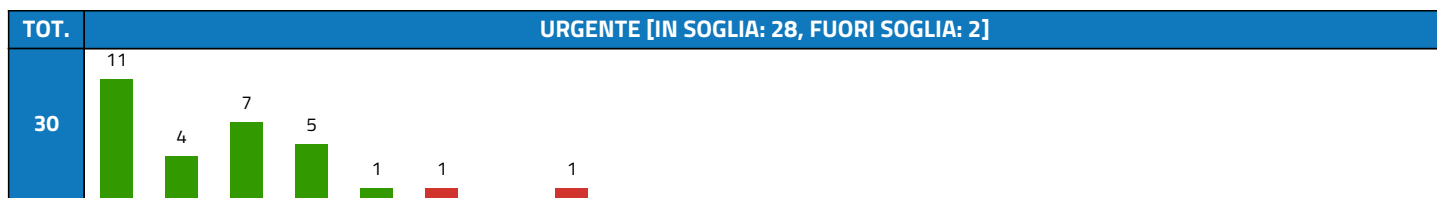
APP.	IN SOGLIA	FUORI	%	MEDIA	DEV.ST.	CRIT.	
723	378	345	52,28%	63	80	14,17	
CLASSE	APP.	IN SOGLIA	FUORI	%	MEDIA	DEV.ST.	MAX
URGENTE	4	4	0	100,00%	1	1	2
BREVE	332	144	188	43,37%	43	55	214
DIFFERITA	328	201	127	61,28%	77	95	583
PROGRAMMATA	59	29	30	49,15%	107	81	341



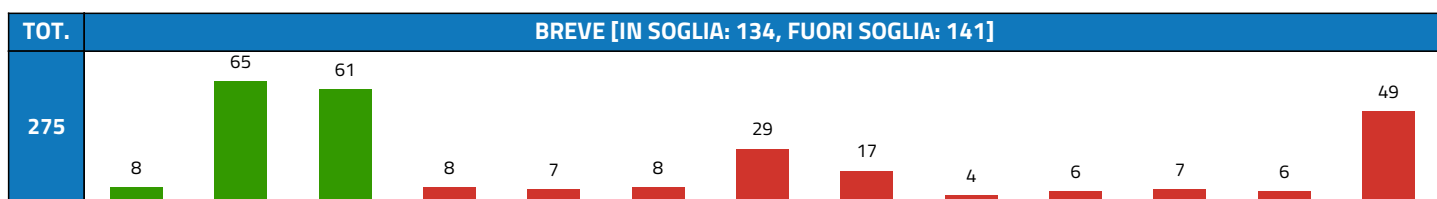
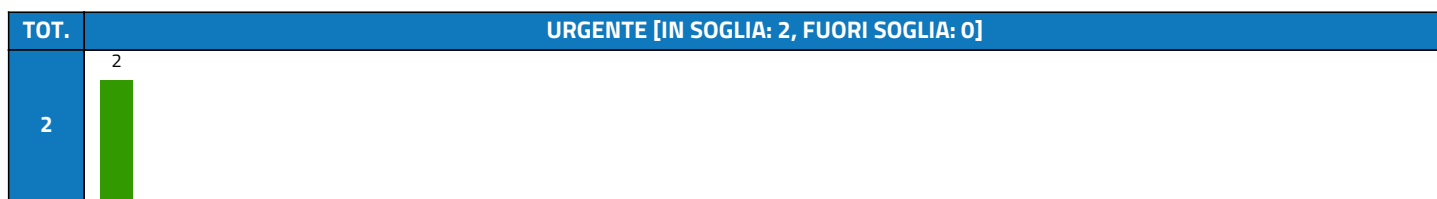
### 88.71.4 - DIAGNOSTICA ECOGRAFICA DEL CAPO E DEL COLLO

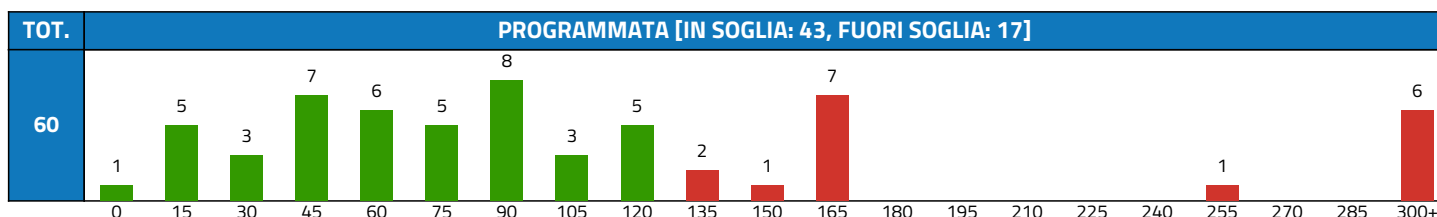
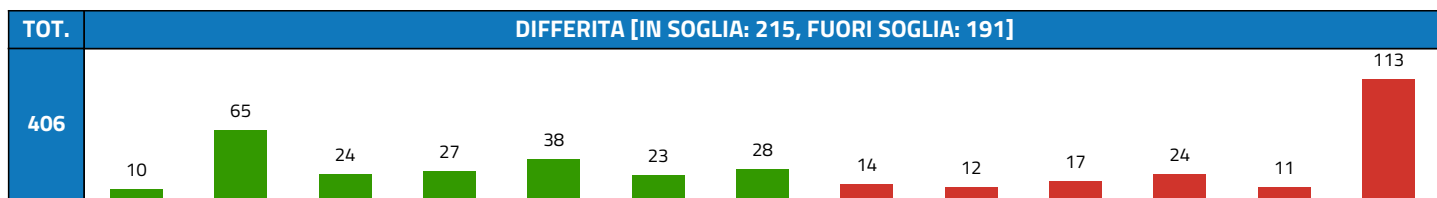
APP.	IN SOGLIA	FUORI	%	MEDIA	DEV.ST.	CRIT.	
1.140	649	491	56,93%	52	76	13,00	
CLASSE	APP.	IN SOGLIA	FUORI	%	MEDIA	DEV.ST.	MAX
URGENTE	30	28	2	93,33%	2	2	7
BREVE	505	251	254	49,70%	25	33	285
DIFFERITA	538	332	206	61,71%	73	89	496
PROGRAMMATA	67	38	29	56,72%	110	112	362






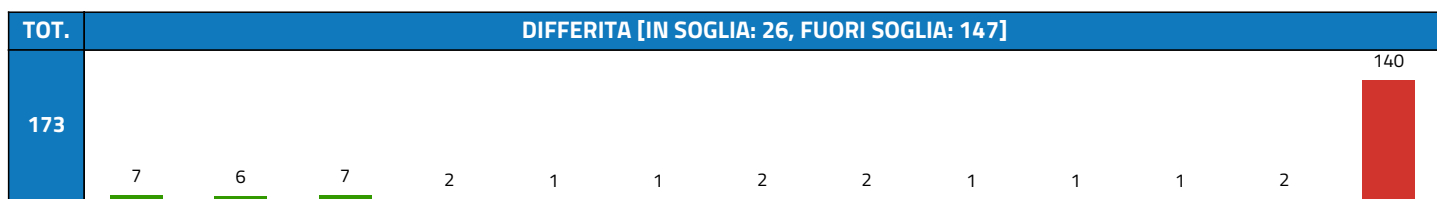
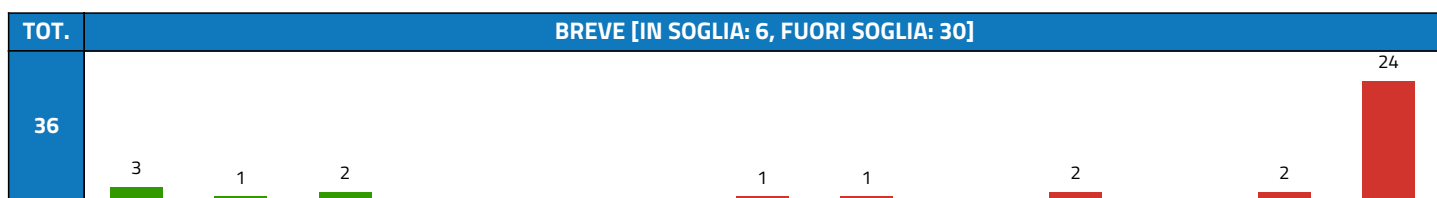
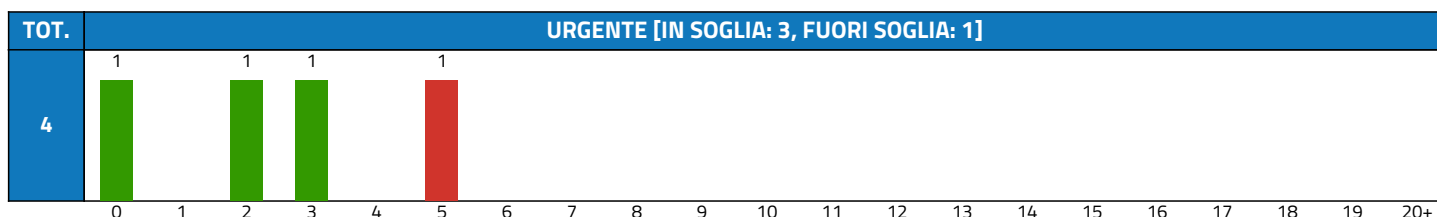
88.93.3 - RM DEL RACHIDE DORSALE							
APP.	IN SOGLIA	FUORI	%	MEDIA	DEV.ST.	CRIT.	
743	394	349	53,03%	87	156	12,53	
CLASSE	APP.	IN SOGLIA	FUORI	%	MEDIA	DEV.ST.	MAX
URGENTE	2	2	0	100,00%	0	0	0
BREVE	275	134	141	48,73%	34	64	782
DIFFERITA	406	215	191	52,96%	116	182	804
PROGRAMMATA	60	43	17	71,67%	140	191	797





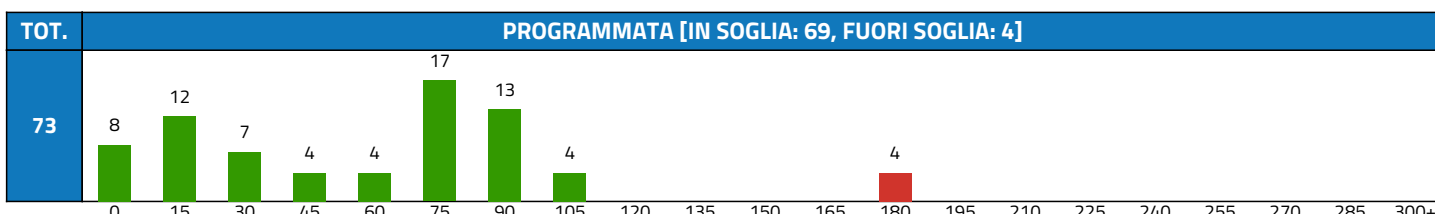
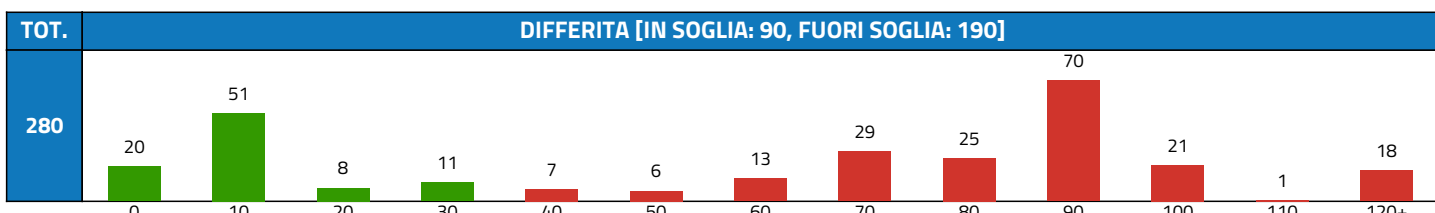
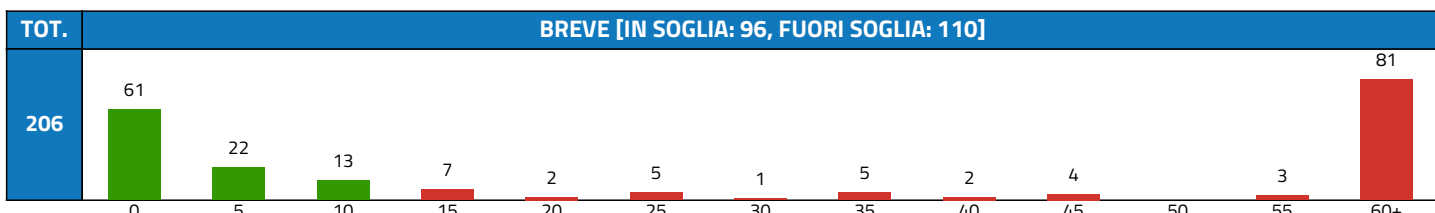
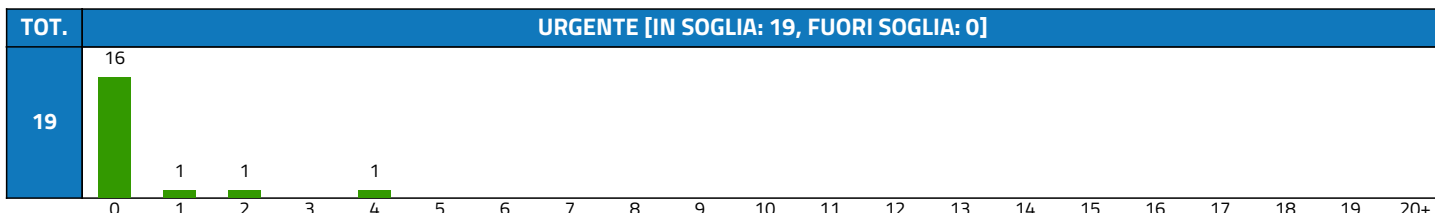
**88.76.3 - ECOCOLOR DOPPLER DEI GROSSI VASI ADDOMINALI ARTERIOSI O VENOSI**

APP.	IN SOGLIA	FUORI	%	MEDIA	DEV.ST.	CRIT.	
258	39	219	15,12%	326	321	11,63	
CLASSE	APP.	IN SOGLIA	FUORI	%	MEDIA	DEV.ST.	MAX
URGENTE	4	3	1	75,00%	3	2	5
BREVE	36	6	30	16,67%	109	163	1.019
DIFFERITA	173	26	147	15,03%	228	121	727
PROGRAMMATA	45	4	41	8,89%	905	309	1.152




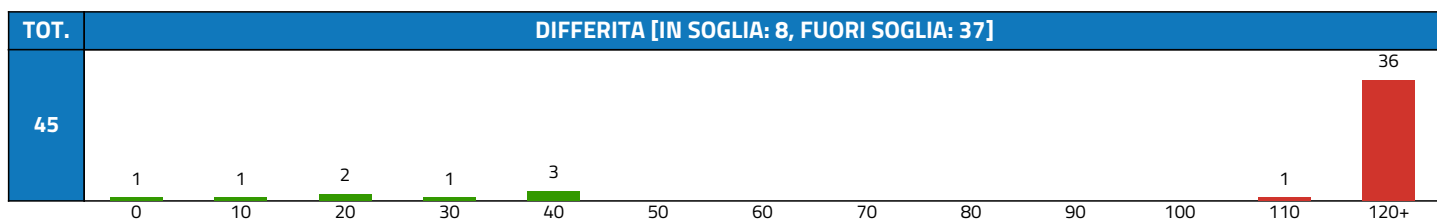
### 89.7 - PRIMA VISITA EMATOLOGICA

APP.	IN SOGLIA	FUORI	%	MEDIA	DEV.ST.	CRIT.	
578	274	304	47,40%	49	44	10,17	
CLASSE	APP.	IN SOGLIA	FUORI	%	MEDIA	DEV.ST.	MAX
URGENTE	19	19	0	100,00%	0	1	4
BREVE	206	96	110	46,60%	39	44	209
DIFFERITA	280	90	190	32,14%	58	41	219
PROGRAMMATA	73	69	4	94,52%	54	43	171

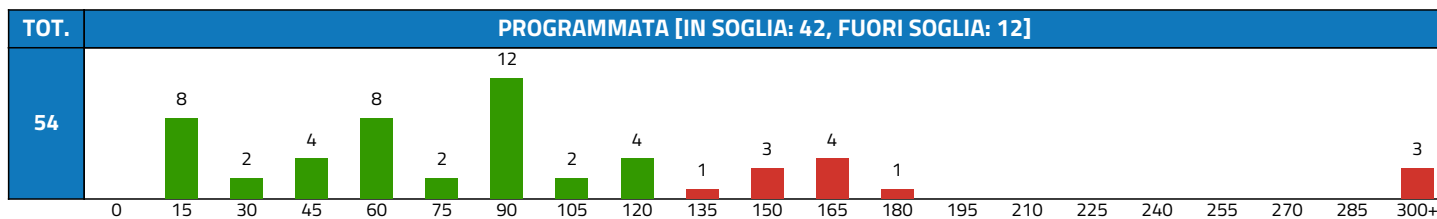
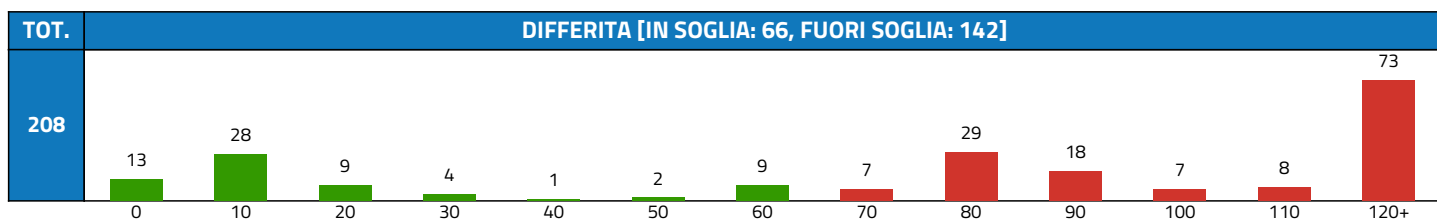
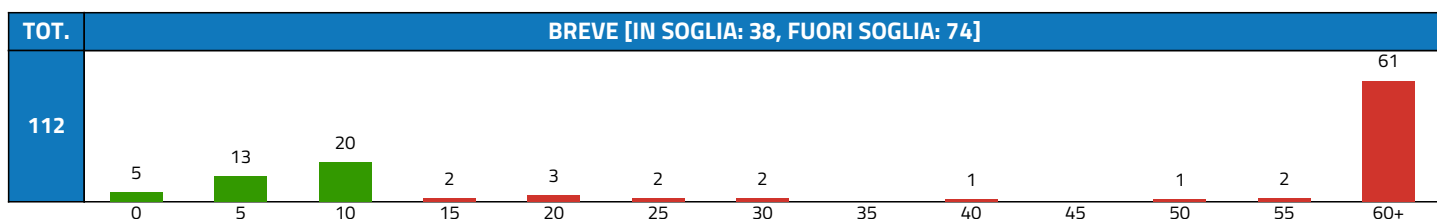


### 88.94.G - RM DEL PIEDE

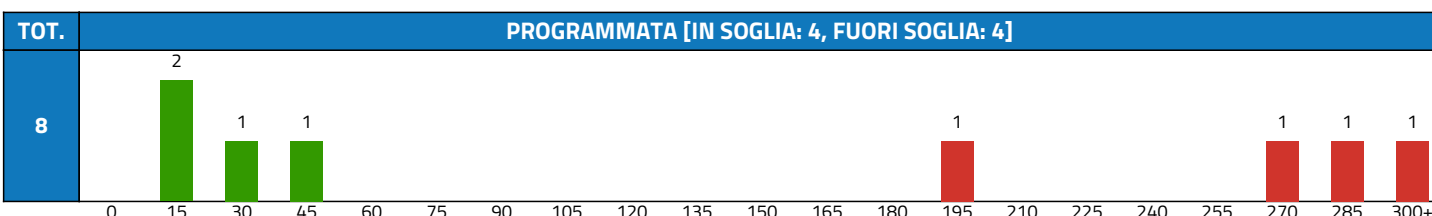

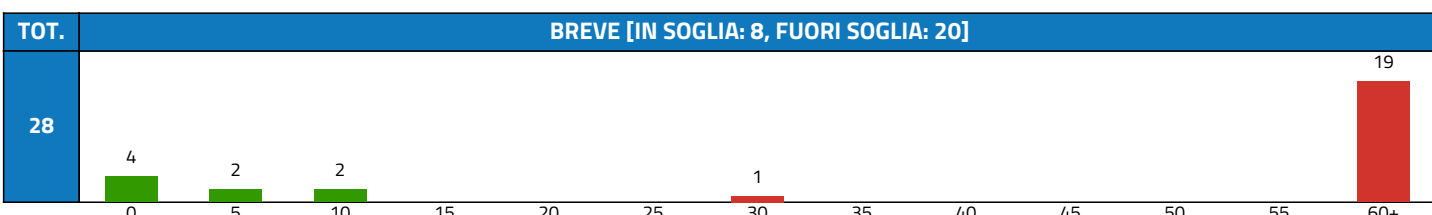
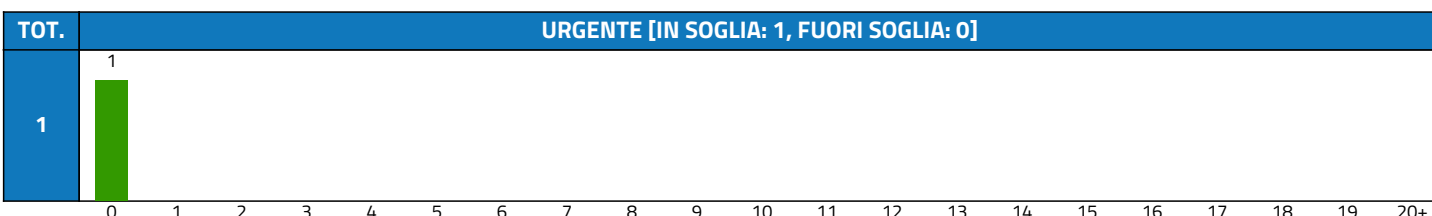
APP.	IN SOGLIA	FUORI	%	MEDIA	DEV.ST.	CRIT.	
84	22	62	26,19%	296	220	9,58	
CLASSE	APP.	IN SOGLIA	FUORI	%	MEDIA	DEV.ST.	MAX
BREVE	28	6	22	21,43%	269	221	654
DIFFERITA	45	8	37	17,78%	344	200	654
PROGRAMMATA	11	8	3	72,73%	170	232	618



88.94.A - RM DEL BACINO							
APP.	IN SOGLIA	FUORI	%	MEDIA	DEV.ST.	CRIT.	
374	146	228	39,04%	102	133	8,86	
CLASSE	APP.	IN SOGLIA	FUORI	%	MEDIA	DEV.ST.	MAX
BREVE	112	38	74	33,93%	63	86	588
DIFFERITA	208	66	142	31,73%	122	148	771
PROGRAMMATA	54	42	12	77,78%	104	133	641

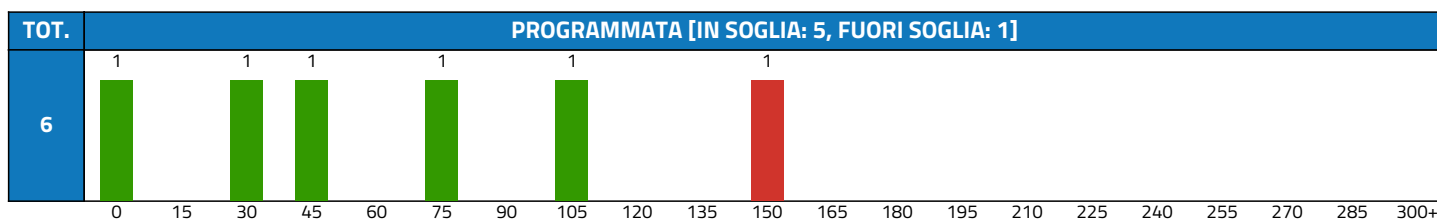
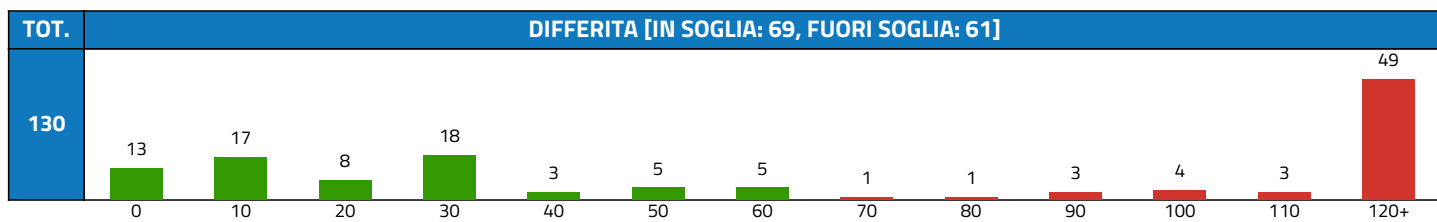
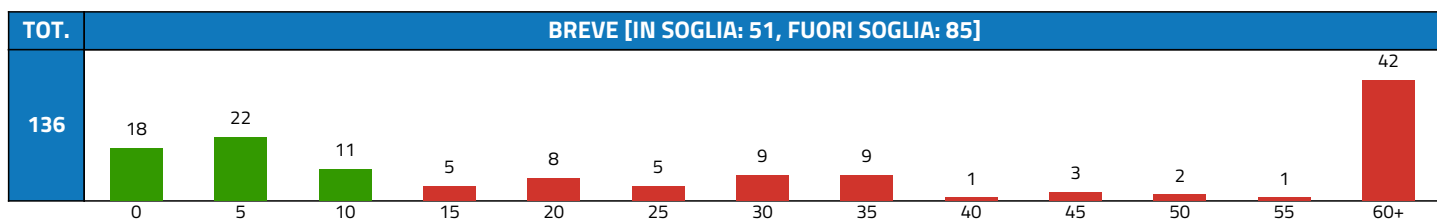
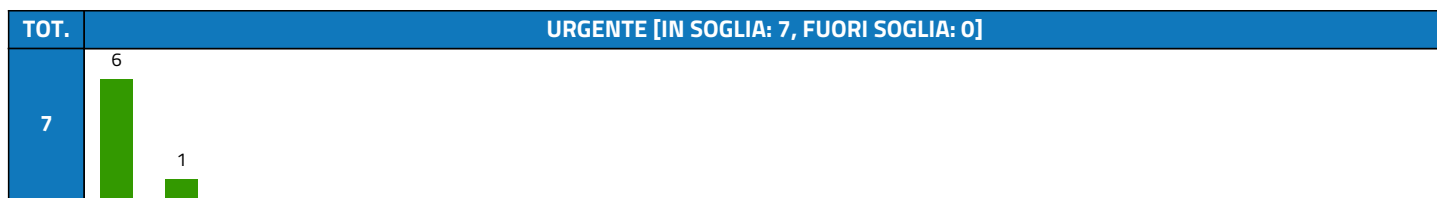


88.94.F - RM DELLA CAVIGLIA							
APP.	IN SOGLIA	FUORI	%	MEDIA	DEV.ST.	CRIT.	
79	19	60	24,05%	258	185	8,10	
CLASSE	APP.	IN SOGLIA	FUORI	%	MEDIA	DEV.ST.	MAX
URGENTE	1	1	0	100,00%	0	0	0
BREVE	28	8	20	28,57%	234	202	654
DIFFERITA	42	6	36	14,29%	296	158	636
PROGRAMMATA	8	4	4	50,00%	180	198	618

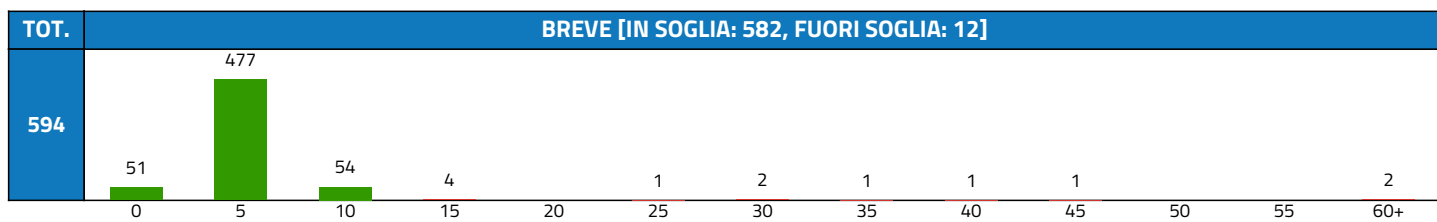



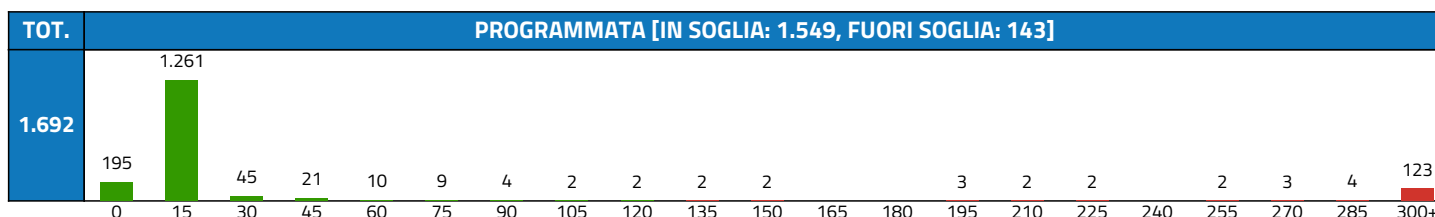
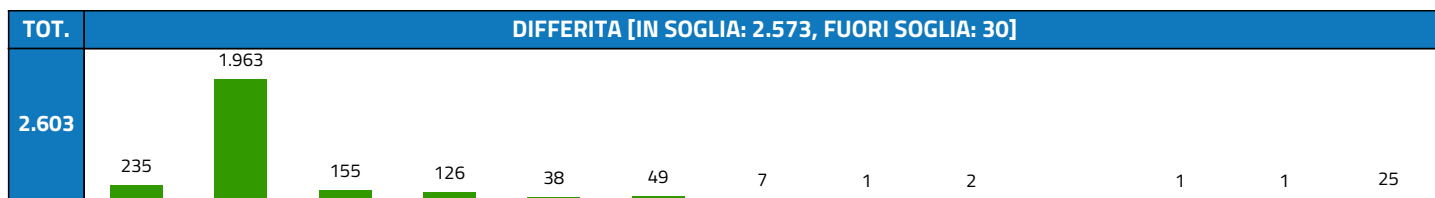
88.38.C - TC DEL RACHIDE E DELLO SPECO VERTEBRALE LOMBOSACRALE E DEL SACRO COCCIGE							
APP.	IN SOGLIA	FUORI	%	MEDIA	DEV.ST.	CRIT.	
279	132	147	47,31%	71	93	6,97	
CLASSE	APP.	IN SOGLIA	FUORI	%	MEDIA	DEV.ST.	MAX
URGENTE	7	7	0	100,00%	0	0	1
BREVE	136	51	85	37,50%	49	63	441
DIFFERITA	130	69	61	53,08%	100	113	589
PROGRAMMATA	6	5	1	83,33%	61	47	141





87.37.1 - MAMMOGRAFIA BILATERALE							
APP.	IN SOGLIA	FUORI	%	MEDIA	DEV.ST.	CRIT.	
4.894	4.709	185	96,22%	22	98	6,74	
CLASSE	APP.	IN SOGLIA	FUORI	%	MEDIA	DEV.ST.	MAX
URGENTE	5	5	0	100,00%	1	1	2
BREVE	594	582	12	97,98%	4	23	546
DIFFERITA	2.603	2.573	30	98,85%	9	34	550
PROGRAMMATA	1.692	1.549	143	91,55%	49	156	1.108

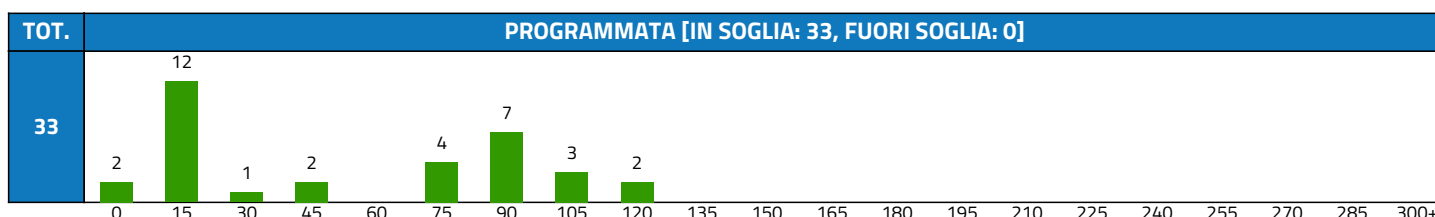
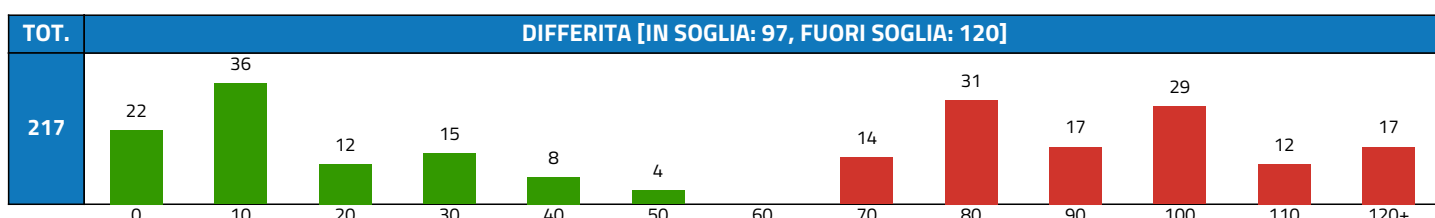
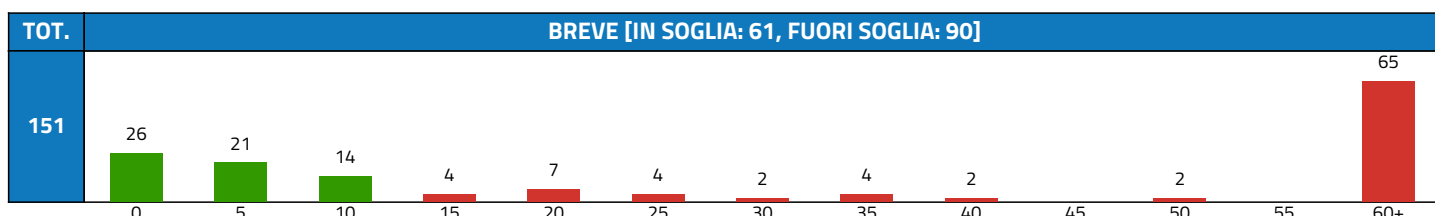





**88.27.2 - RX DEL GINOCCHIO**

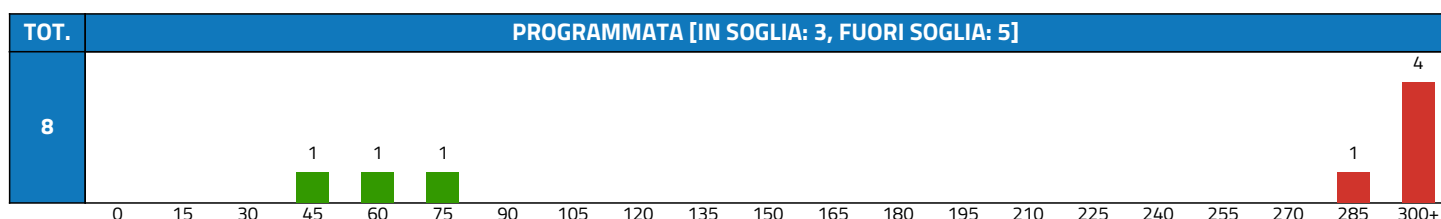
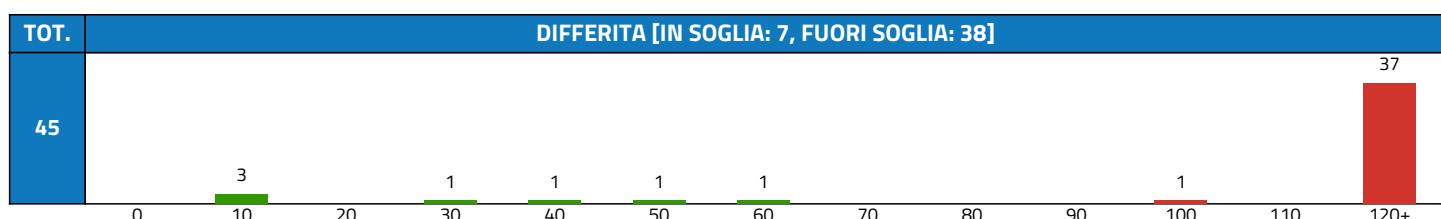
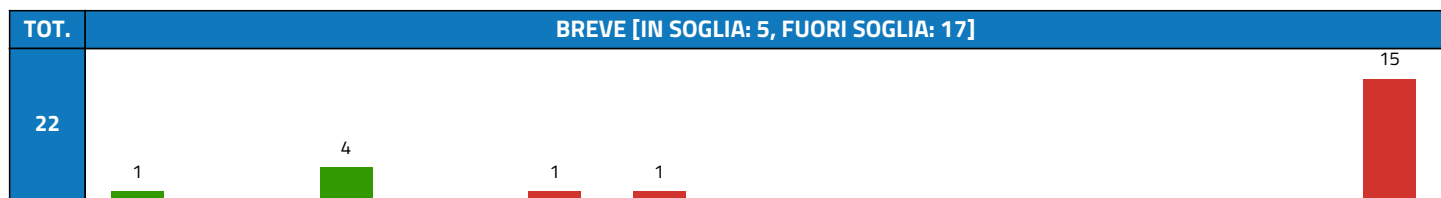
APP.	IN SOGLIA	FUORI	%	MEDIA	DEV.ST.	CRIT.
406	195	211	48,03%	51	45	6,52

CLASSE	APP.	IN SOGLIA	FUORI	%	MEDIA	DEV.ST.	MAX
URGENTE	5	4	1	80,00%	3	6	14
BREVE	151	61	90	40,40%	46	46	154
DIFFERITA	217	97	120	44,70%	57	45	221
PROGRAMMATA	33	33	0	100,00%	48	39	120




### 88.94.9 - RM DELLA MANO

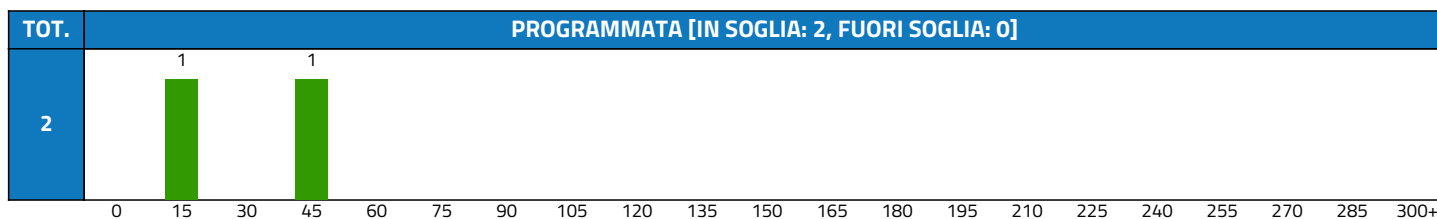
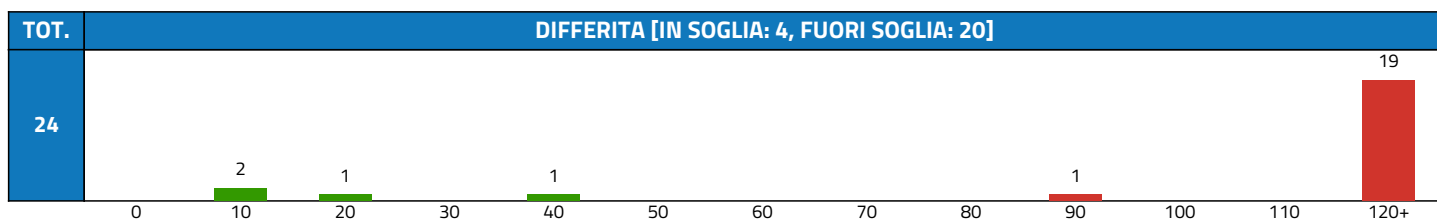
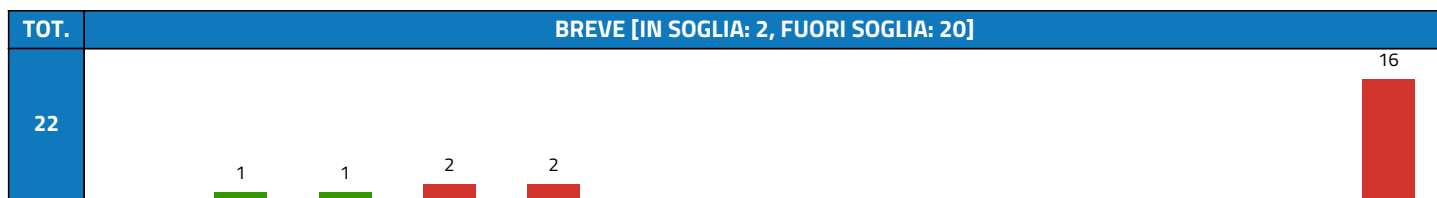
APP.	IN SOGLIA	FUORI	%	MEDIA	DEV.ST.	CRIT.	
75	15	60	20,00%	258	155	6,40	
CLASSE	APP.	IN SOGLIA	FUORI	%	MEDIA	DEV.ST.	MAX
BREVE	22	5	17	22,73%	218	172	638
DIFFERITA	45	7	38	15,56%	285	145	649
PROGRAMMATA	8	3	5	37,50%	219	129	335



### 88.94.8 - RM DEL POLSO

APP.	IN SOGLIA	FUORI	%	MEDIA	DEV.ST.	CRIT.	
49	9	40	18,37%	238	155	5,88	
CLASSE	APP.	IN SOGLIA	FUORI	%	MEDIA	DEV.ST.	MAX
URGENTE	1	1	0	100,00%	2	0	2
BREVE	22	2	20	9,09%	238	160	557
DIFFERITA	24	4	20	16,67%	267	137	440
PROGRAMMATA	2	2	0	100,00%	20	18	37

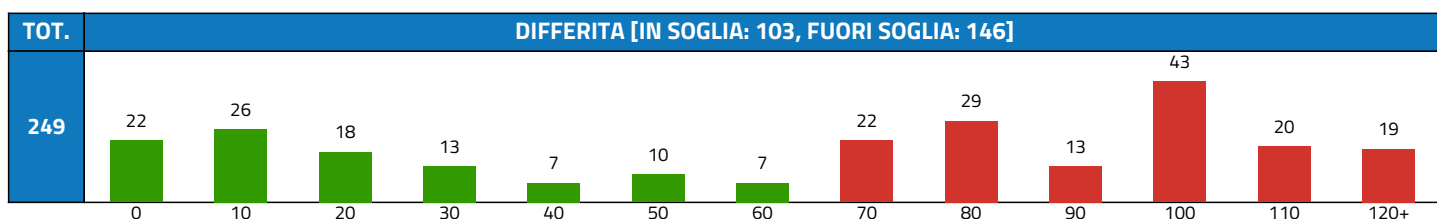
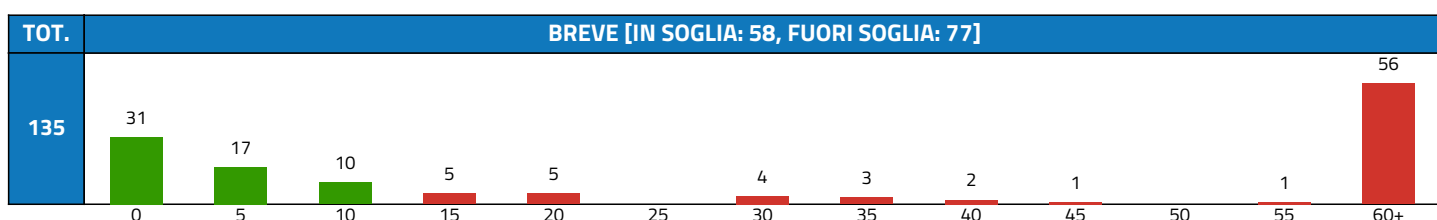



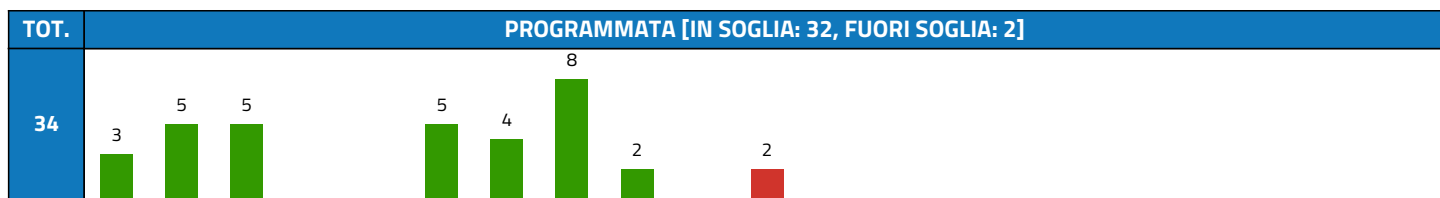


**87.24 - RX DELLA COLONNA LOMBOSACRALE**

APP.	IN SOGLIA	FUORI	%	MEDIA	DEV.ST.	CRIT.
428	203	225	47,43%	54	44	5,59

CLASSE	APP.	IN SOGLIA	FUORI	%	MEDIA	DEV.ST.	MAX
URGENTE	10	10	0	100,00%	0	0	0
BREVE	135	58	77	42,96%	42	44	158
DIFFERITA	249	103	146	41,37%	61	41	157
PROGRAMMATA	34	32	2	94,12%	62	44	150



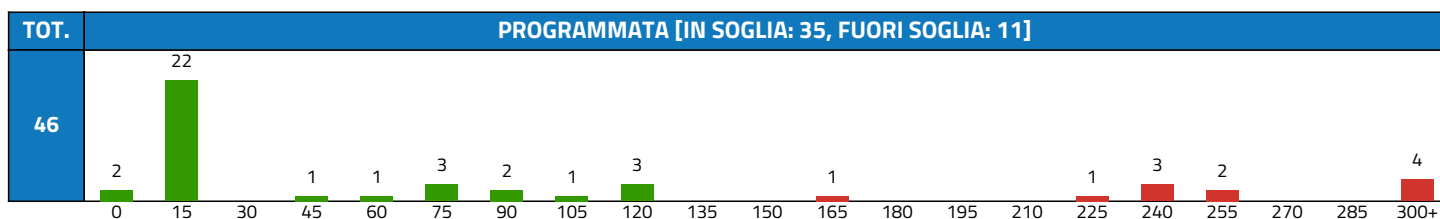
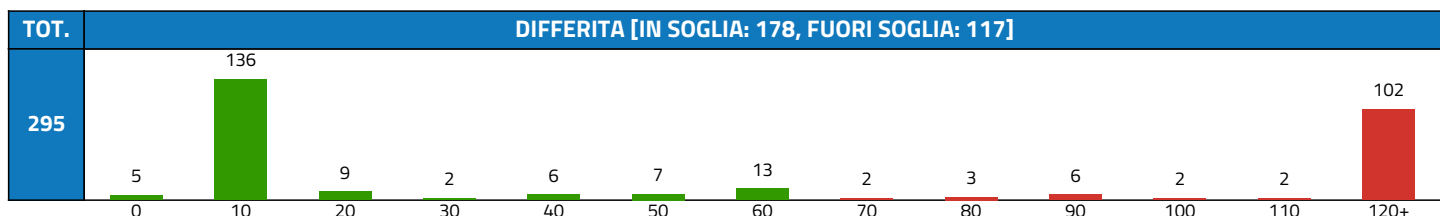
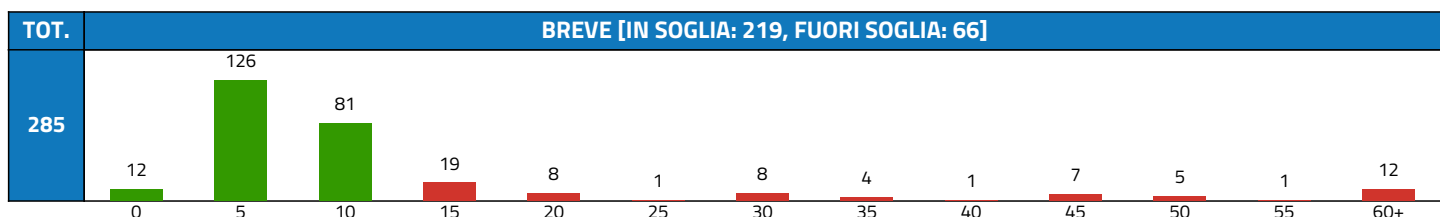



**88.75.1 - ECOGRAFIA DELL'ADDOME INFERIORE**

APP.	IN SOGLIA	FUORI	%	MEDIA	DEV.ST.	CRIT.
637	442	195	69,39%	56	103	5,03

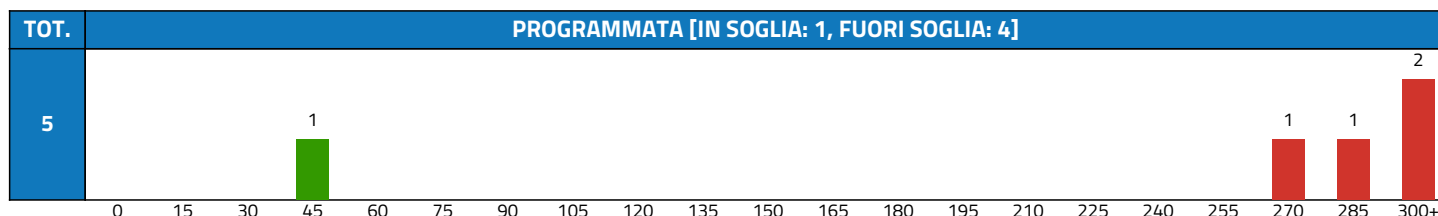
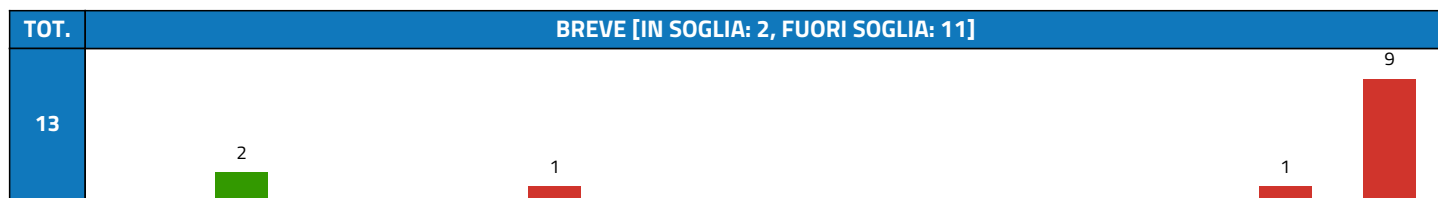
  

CLASSE	APP.	IN SOGLIA	FUORI	%	MEDIA	DEV.ST.	MAX
URGENTE	11	10	1	90,91%	2	2	6
BREVE	285	219	66	76,84%	12	20	202
DIFFERITA	295	178	117	60,34%	92	117	460
PROGRAMMATA	46	35	11	76,09%	110	183	804




### 88.94.6 - RM DEL GOMITO

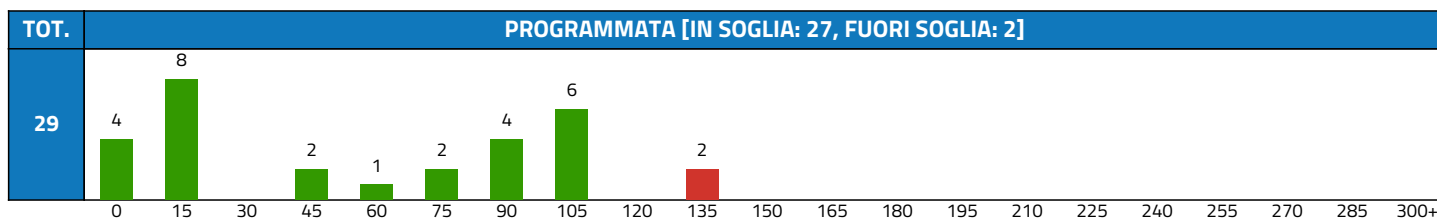
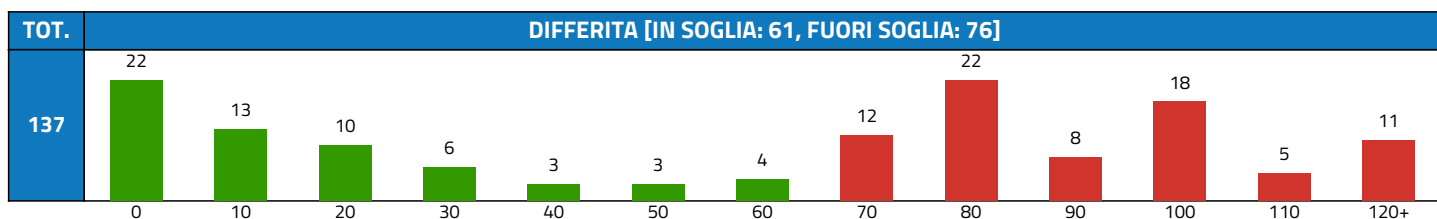
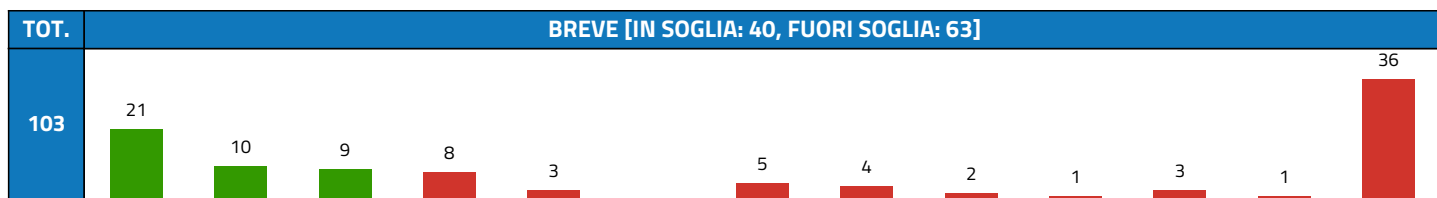
APP.	IN SOGLIA	FUORI	%	MEDIA	DEV.ST.	CRIT.	
41	7	34	17,07%	265	166	3,75	
CLASSE	APP.	IN SOGLIA	FUORI	%	MEDIA	DEV.ST.	MAX
BREVE	13	2	11	15,38%	225	151	413
DIFFERITA	23	4	19	17,39%	274	162	636
PROGRAMMATA	5	1	4	20,00%	326	196	645




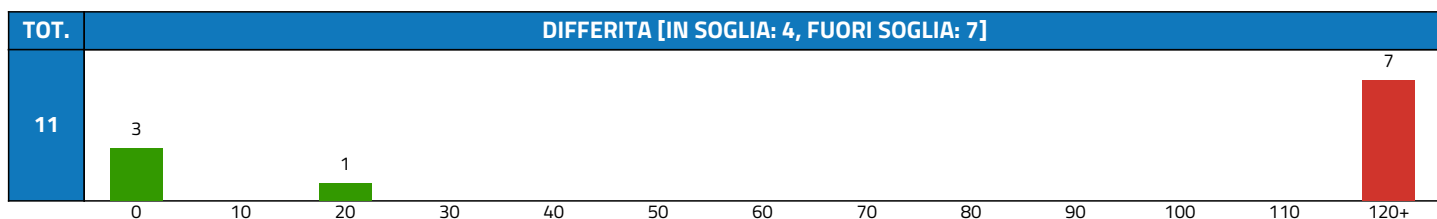

### 88.28.2 - RX DEL PIEDE [CALCAGNO]

APP.	IN SOGLIA	FUORI	%	MEDIA	DEV.ST.	CRIT.	
281	139	142	49,47%	47	42	3,70	
CLASSE	APP.	IN SOGLIA	FUORI	%	MEDIA	DEV.ST.	MAX
URGENTE	12	11	1	91,67%	1	4	13
BREVE	103	40	63	38,83%	39	39	135
DIFFERITA	137	61	76	44,53%	56	43	166
PROGRAMMATA	29	27	2	93,10%	52	44	127



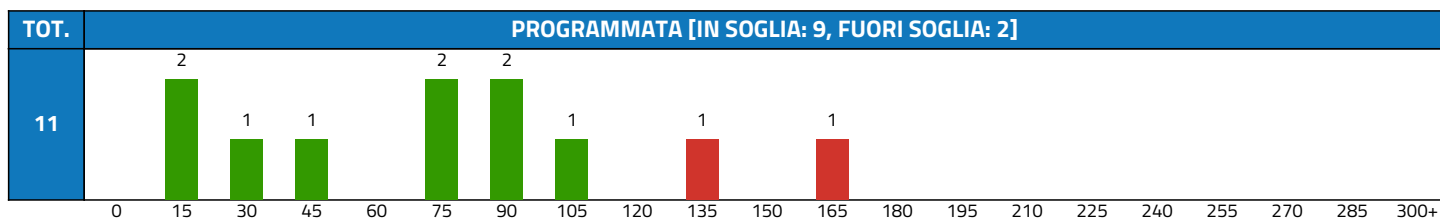
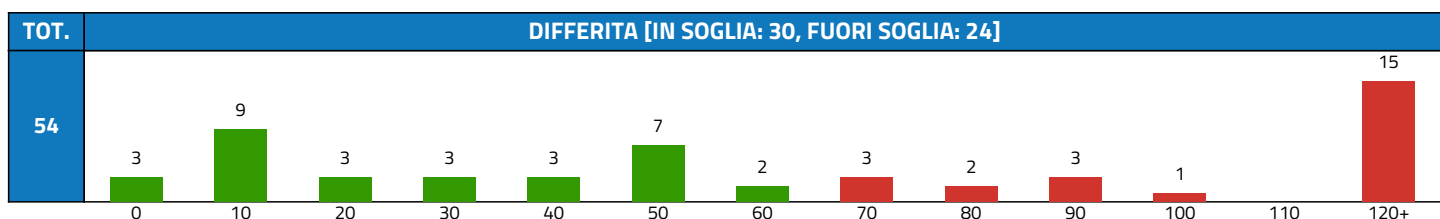
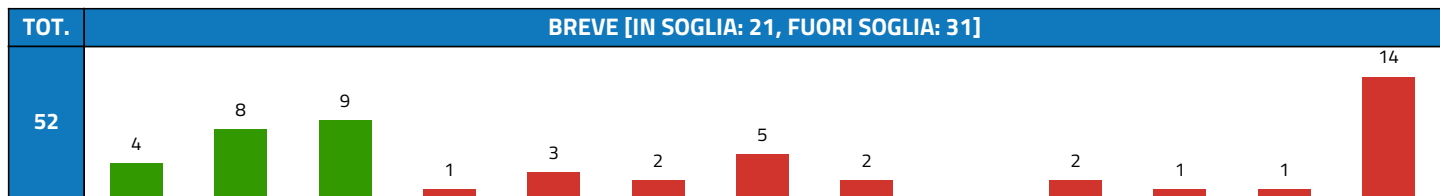


88.94.C - RM DELLA COSCIA (RM DEL FEMORE)							
APP.	IN SOGLIA	FUORI	%	MEDIA	DEV.ST.	CRIT.	
22	6	16	27,27%	350	226	3,58	
CLASSE	APP.	IN SOGLIA	FUORI	%	MEDIA	DEV.ST.	MAX
BREVE	8	1	7	12,50%	384	178	629
DIFFERITA	11	4	7	36,36%	316	239	574
PROGRAMMATA	3	1	2	33,33%	385	269	653



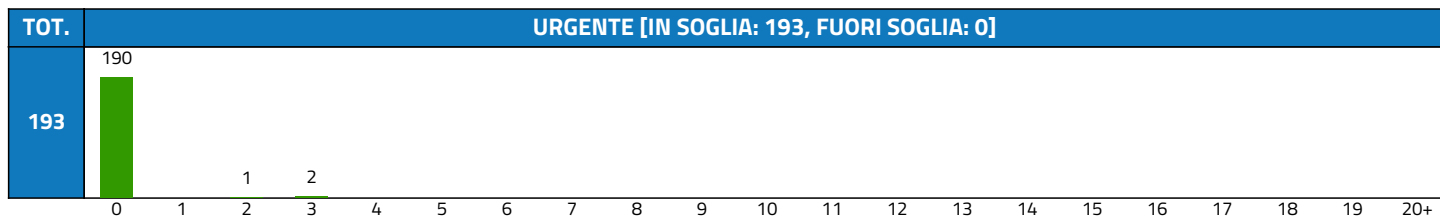
### 88.95.4 - RM DI ADDOME INFERIORE E SCAVO PELVICO

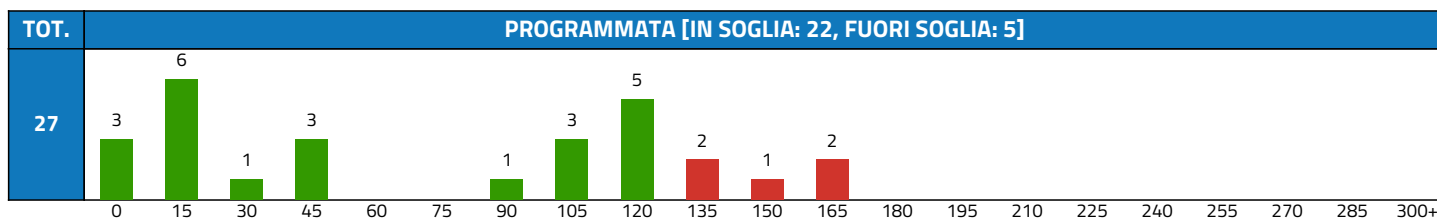
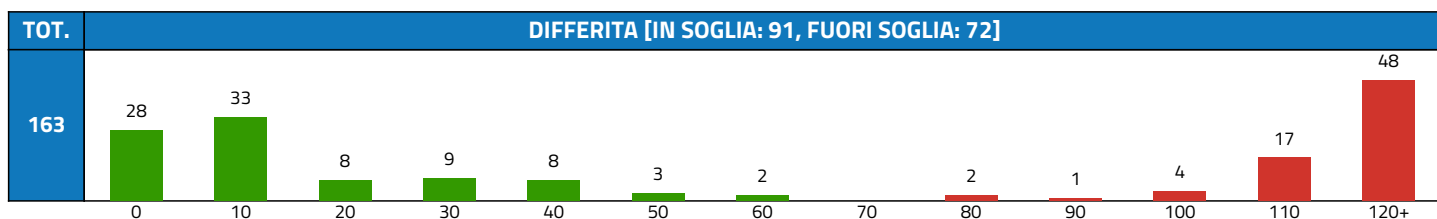
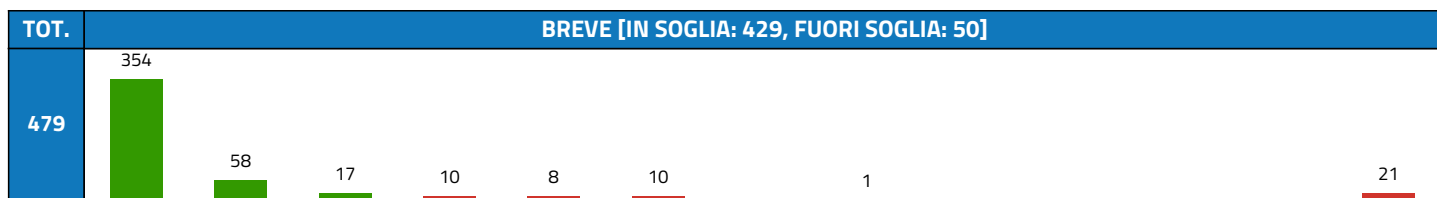
APP.	IN SOGLIA	FUORI	%	MEDIA	DEV.ST.	CRIT.	
117	60	57	51,28%	82	139	3,27	
CLASSE	APP.	IN SOGLIA	FUORI	%	MEDIA	DEV.ST.	MAX
BREVE	52	21	31	40,38%	59	121	603
DIFFERITA	54	30	24	55,56%	107	161	597
PROGRAMMATA	11	9	2	81,82%	72	46	164



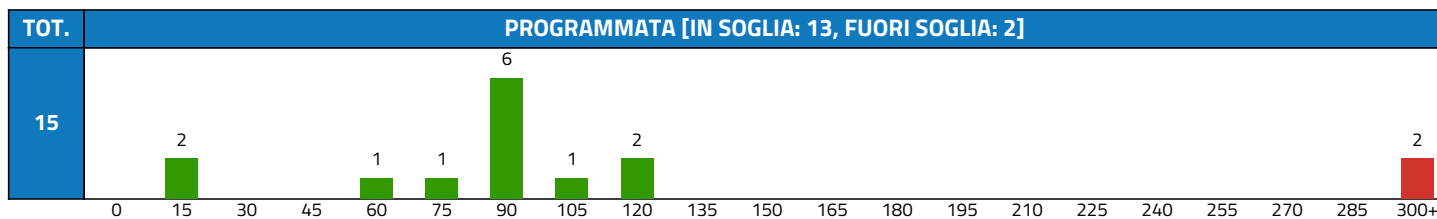
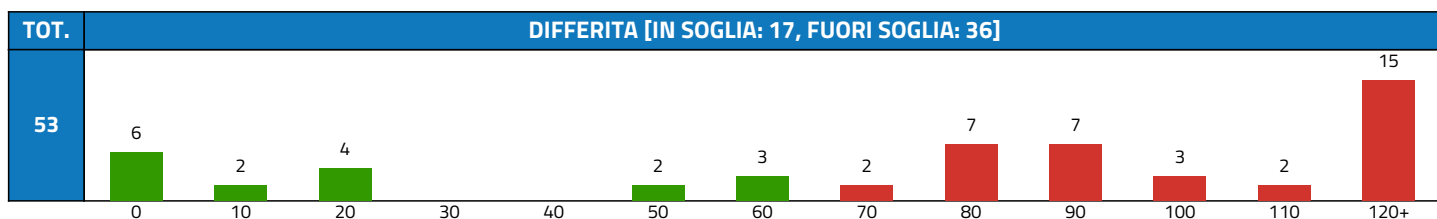
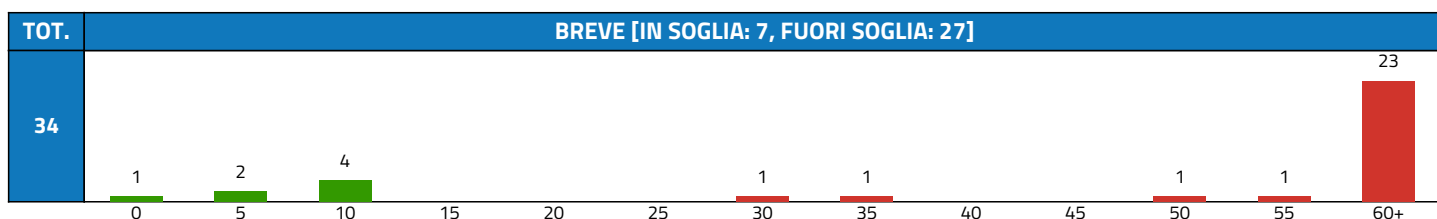
### 87.44.1 - RX DEL TORACE

APP.	IN SOGLIA	FUORI	%	MEDIA	DEV.ST.	CRIT.	
862	735	127	85,27%	17	41	3,26	
CLASSE	APP.	IN SOGLIA	FUORI	%	MEDIA	DEV.ST.	MAX
URGENTE	193	193	0	100,00%	0	0	3
BREVE	479	429	50	89,56%	7	24	144
DIFFERITA	163	91	72	55,83%	61	60	292
PROGRAMMATA	27	22	5	81,48%	69	56	152



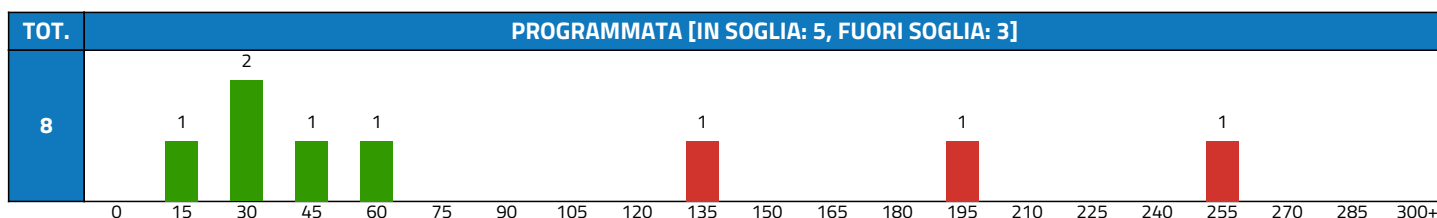
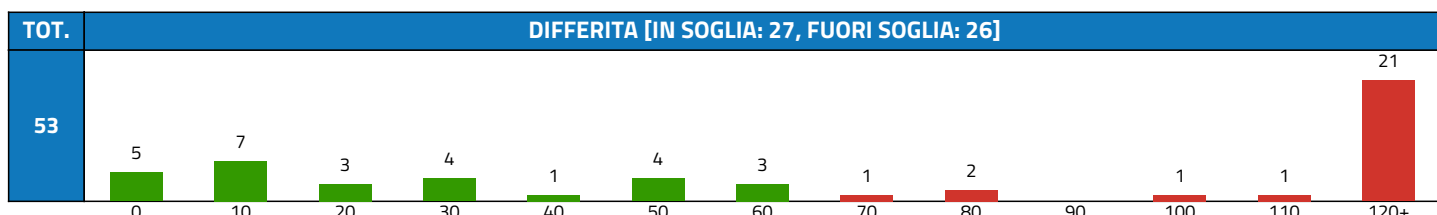
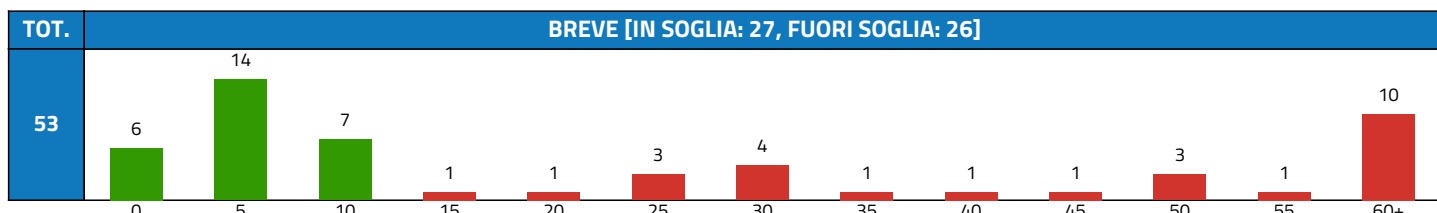
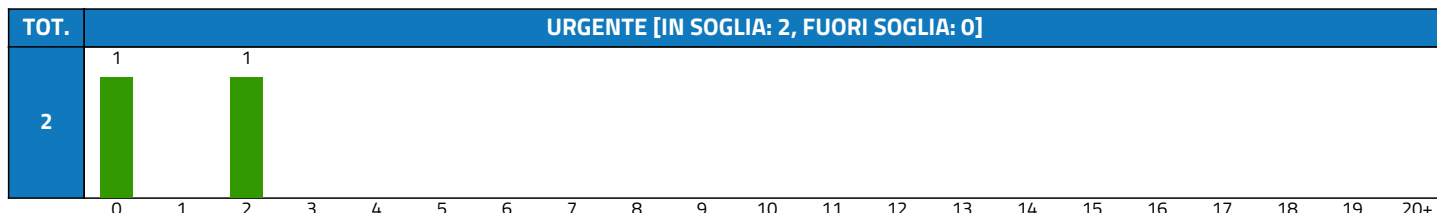


88.95.1 - RM DELL'ADDOME SUPERIORE							
APP.	IN SOGLIA	FUORI	%	MEDIA	DEV.ST.	CRIT.	
102	37	65	36,27%	92	99	2,95	
CLASSE	APP.	IN SOGLIA	FUORI	%	MEDIA	DEV.ST.	MAX
BREVE	34	7	27	20,59%	84	102	603
DIFFERITA	53	17	36	32,08%	87	66	318
PROGRAMMATA	15	13	2	86,67%	132	159	546



### 88.38.A - TC DEL RACHIDE E DELLO SPECO VERTEBRALE CERVICALE

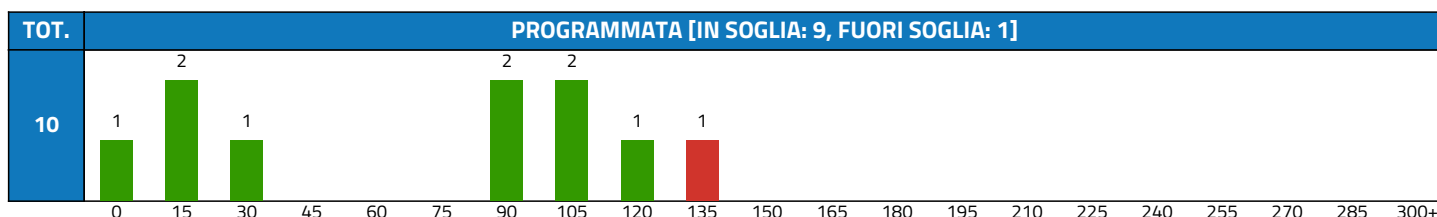
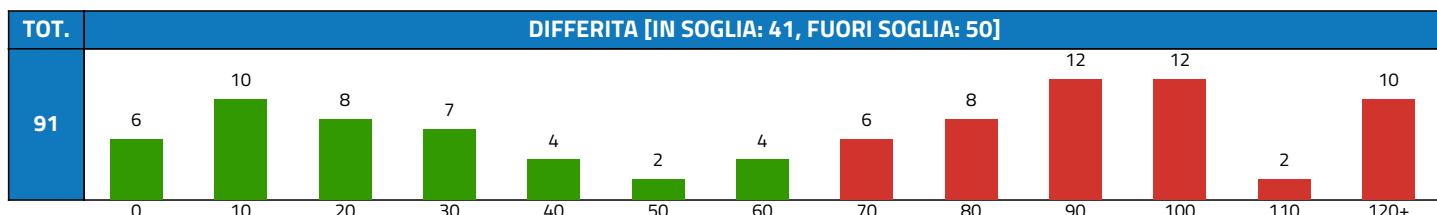
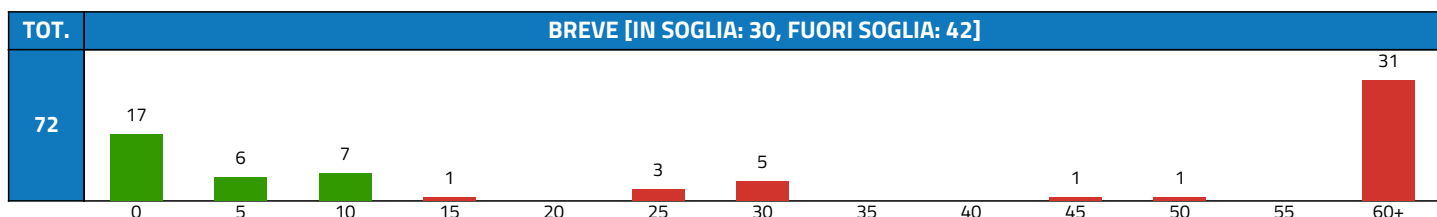
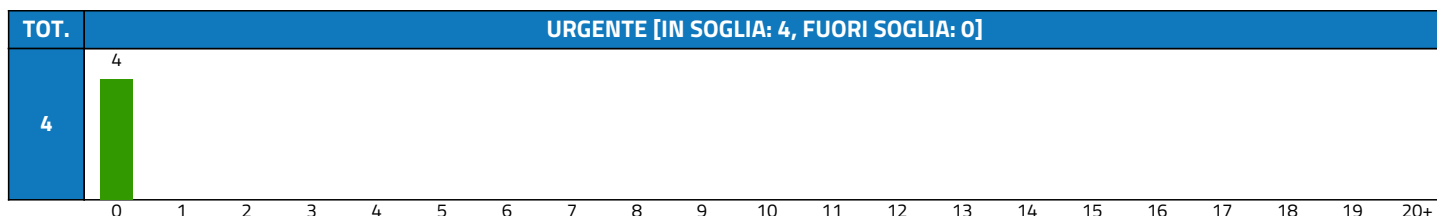
APP.	IN SOGLIA	FUORI	%	MEDIA	DEV.ST.	CRIT.	
116	61	55	52,59%	81	112	2,88	
CLASSE	APP.	IN SOGLIA	FUORI	%	MEDIA	DEV.ST.	MAX
URGENTE	2	2	0	100,00%	1	1	2
BREVE	53	27	26	50,94%	48	83	441
DIFFERITA	53	27	26	50,94%	114	131	541
PROGRAMMATA	8	5	3	62,50%	88	84	246





### 88.21.2 - RX DELLA SPALLA

APP.	IN SOGLIA	FUORI	%	MEDIA	DEV.ST.	CRIT.	
177	84	93	47,46%	52	44	2,81	
CLASSE	APP.	IN SOGLIA	FUORI	%	MEDIA	DEV.ST.	MAX
URGENTE	4	4	0	100,00%	0	0	0
BREVE	72	30	42	41,67%	42	41	164
DIFFERITA	91	41	50	45,05%	61	43	159
PROGRAMMATA	10	9	1	90,00%	65	46	133



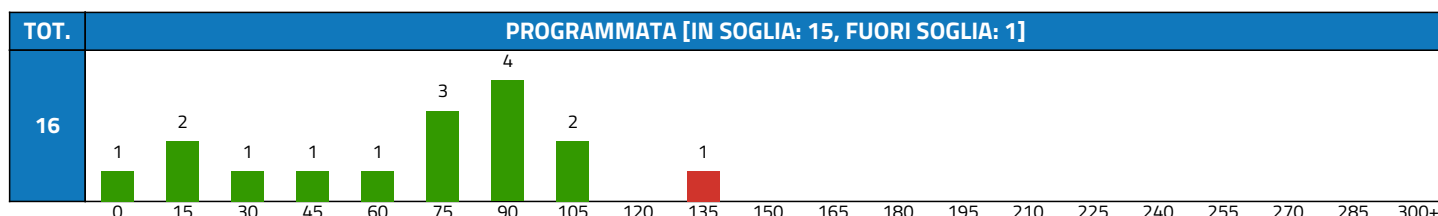
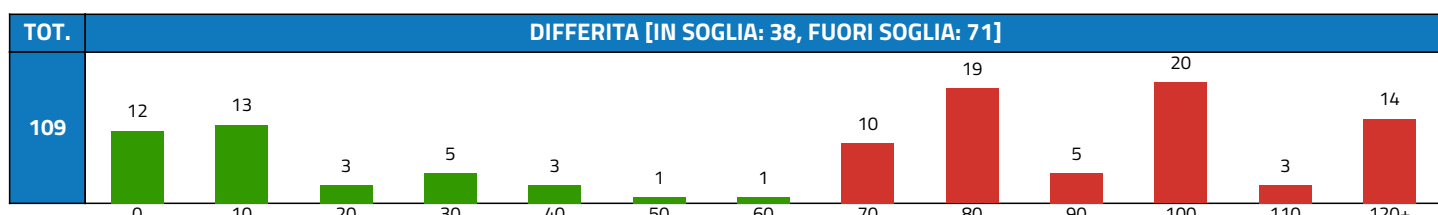
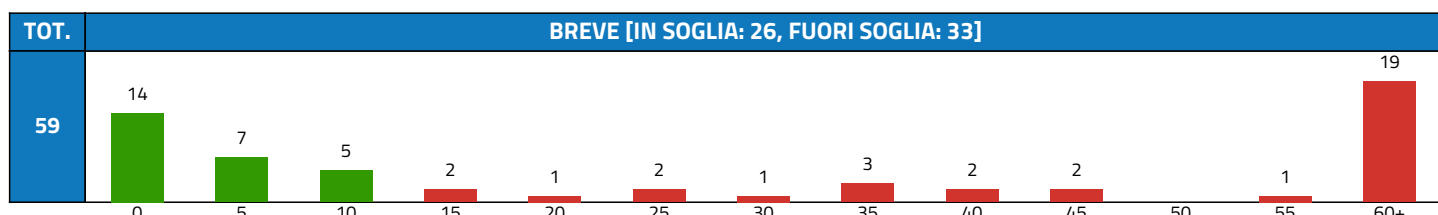



88.94.E - RM DELLA GAMBA							
APP.	IN SOGLIA	FUORI	%	MEDIA	DEV.ST.	CRIT.	
12	2	10	16,67%	321	230	2,27	
CLASSE	APP.	IN SOGLIA	FUORI	%	MEDIA	DEV.ST.	MAX
BREVE	7	1	6	14,29%	297	202	532
DIFFERITA	5	1	4	20,00%	353	261	628



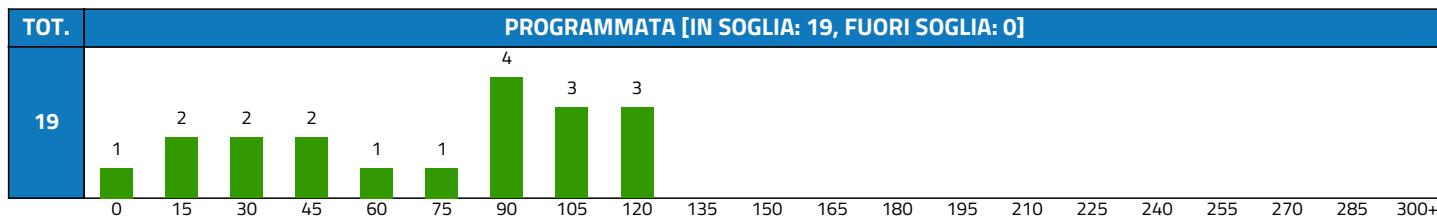
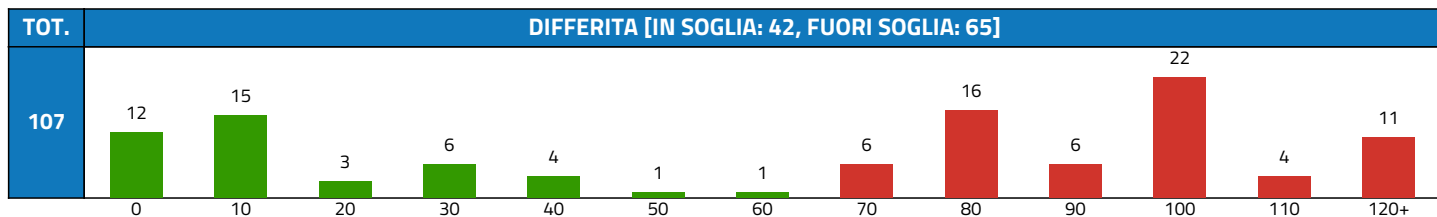
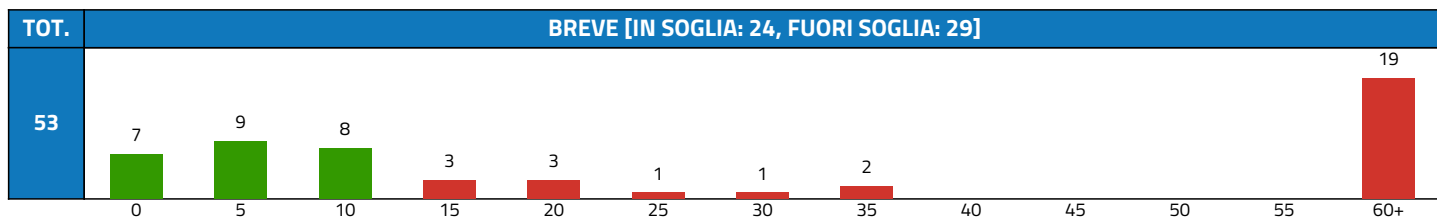
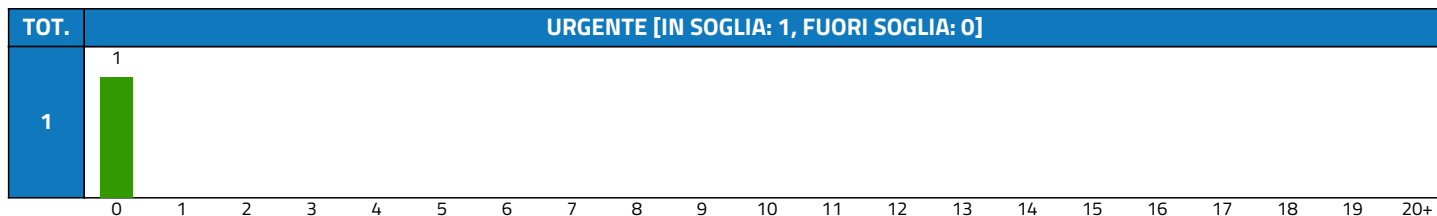
## 88.23.2 - RX DELLA MANO

APP.	IN SOGLIA	FUORI	%	MEDIA	DEV.ST.	CRIT.	
192	87	105	45,31%	54	46	2,17	
CLASSE	APP.	IN SOGLIA	FUORI	%	MEDIA	DEV.ST.	MAX
URGENTE	8	8	0	100,00%	0	0	0
BREVE	59	26	33	44,07%	36	39	155
DIFFERITA	109	38	71	34,86%	66	47	160
PROGRAMMATA	16	15	1	93,75%	62	38	133



## 87.22 - RX DELLA COLONNA CERVICALE

APP.	IN SOGLIA	FUORI	%	MEDIA	DEV.ST.	CRIT.	
180	86	94	47,78%	55	46	2,12	
CLASSE	APP.	IN SOGLIA	FUORI	%	MEDIA	DEV.ST.	MAX
URGENTE	1	1	0	100,00%	0	0	0
BREVE	53	24	29	45,28%	40	46	158
DIFFERITA	107	42	65	39,25%	62	44	154
PROGRAMMATA	19	19	0	100,00%	64	38	117

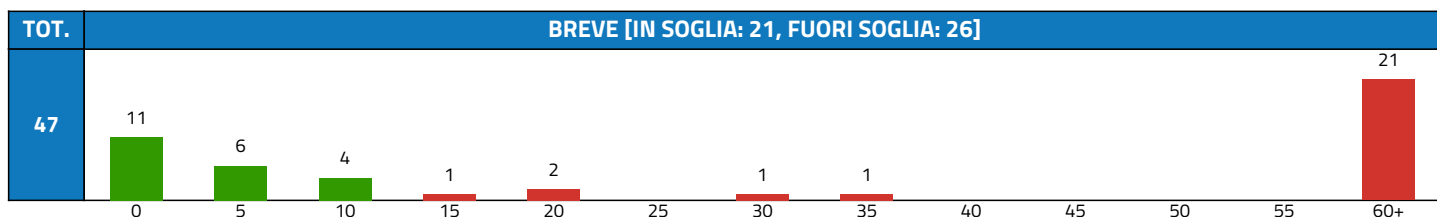



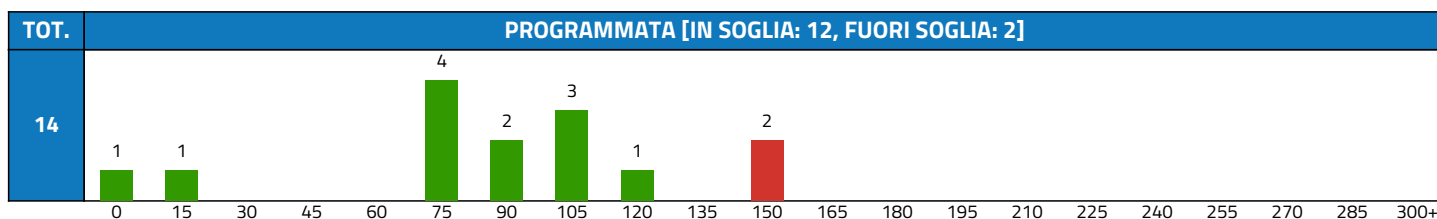
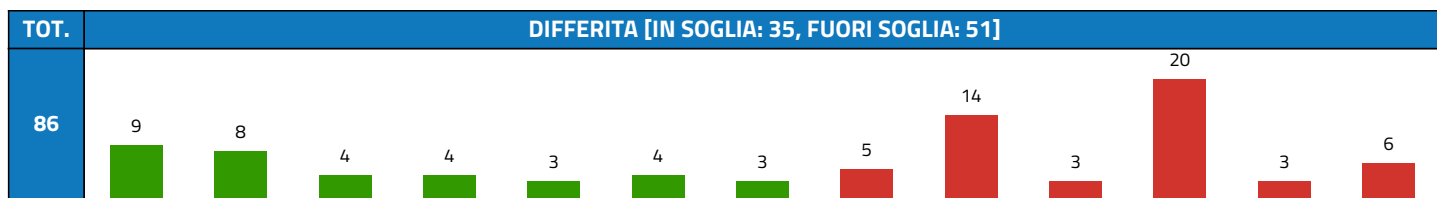
**87.23 - RX DELLA COLONNA DORSALE**

APP.	IN SOGLIA	FUORI	%	MEDIA	DEV.ST.	CRIT.
153	74	79	48,37%	56	45	2,04

CLASSE	APP.	IN SOGLIA	FUORI	%	MEDIA	DEV.ST.	MAX
URGENTE	6	6	0	100,00%	0	0	0
BREVE	47	21	26	44,68%	44	46	157
DIFFERITA	86	35	51	40,70%	62	41	152
PROGRAMMATA	14	12	2	85,71%	80	40	150

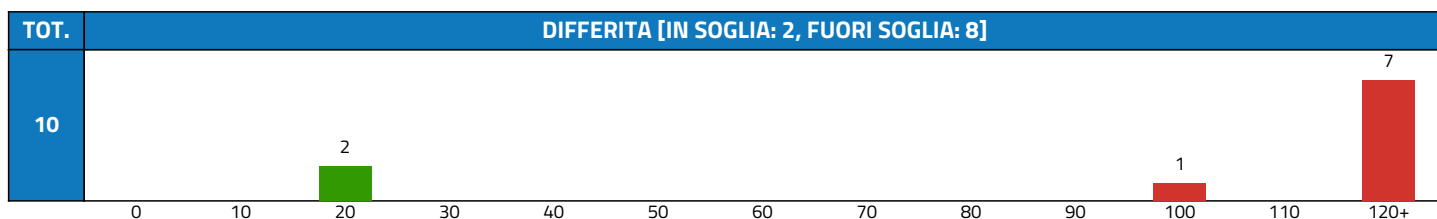






**88.79.E - ECOCOLORDOPPLER SCROTALE**


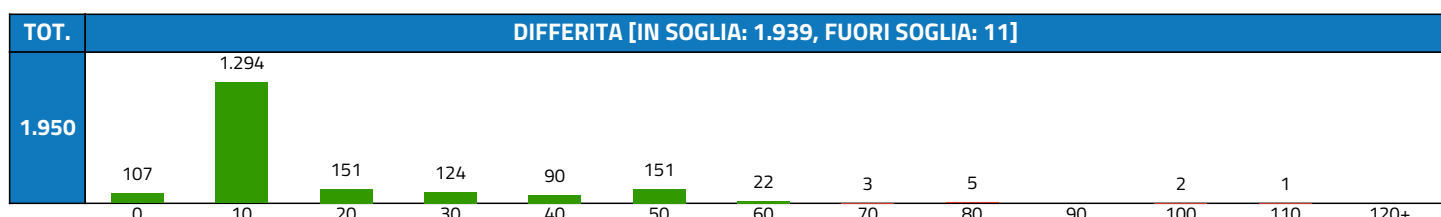
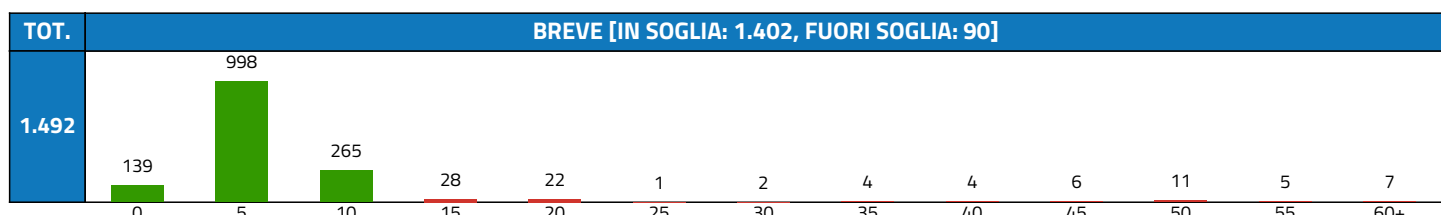
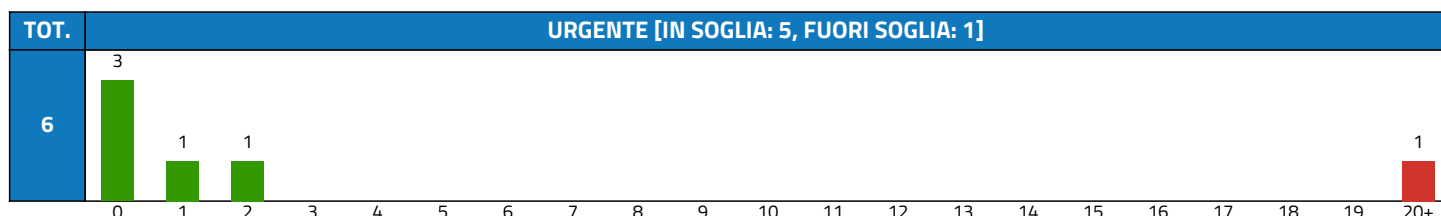
APP.	IN SOGLIA	FUORI	%	MEDIA	DEV.ST.	CRIT.
19	7	12	36,84%	219	188	2,03

CLASSE	APP.	IN SOGLIA	FUORI	%	MEDIA	DEV.ST.	MAX
URGENTE	3	3	0	100,00%	0	0	0
BREVE	6	2	4	33,33%	292	215	504
DIFFERITA	10	2	8	20,00%	242	146	405




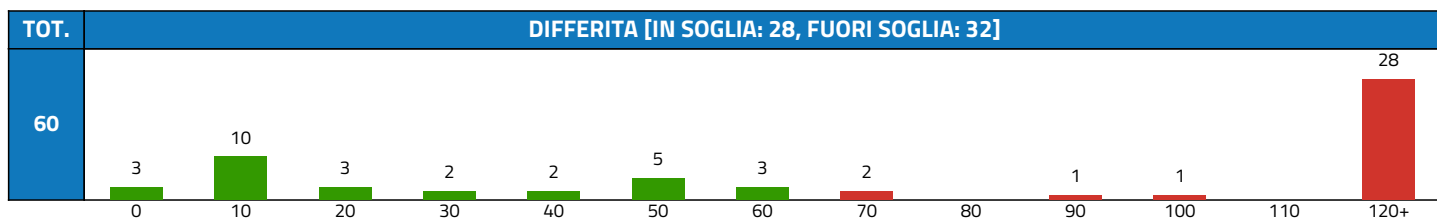
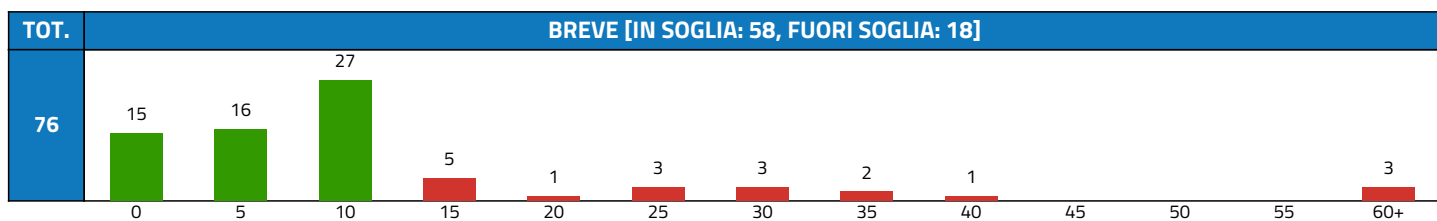
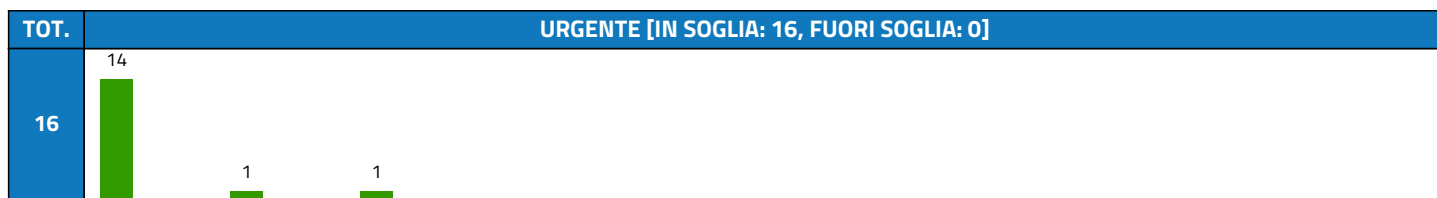
### 89.50 - ELETTROCARDIOGRAMMA DINAMICO (secondo Holter)

APP.	IN SOGLIA	FUORI	%	MEDIA	DEV.ST.	CRIT.	
3.724	3.621	103	97,23%	9	15	1,91	
CLASSE	APP.	IN SOGLIA	FUORI	%	MEDIA	DEV.ST.	MAX
URGENTE	6	5	1	83,33%	5	10	28
BREVE	1.492	1.402	90	93,97%	5	9	154
DIFFERITA	1.950	1.939	11	99,44%	11	15	106
PROGRAMMATA	276	275	1	99,64%	16	25	140

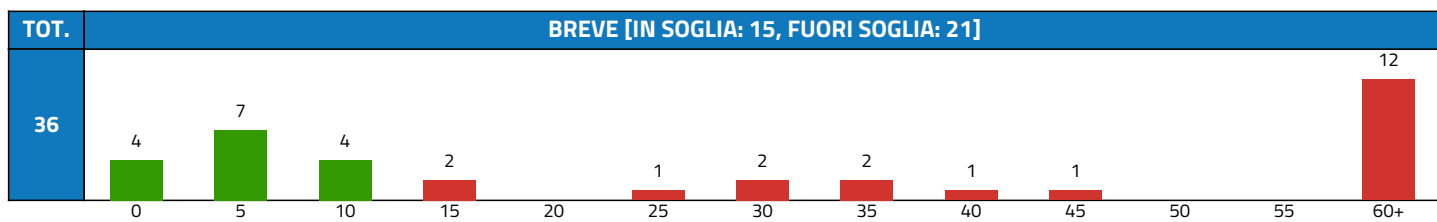




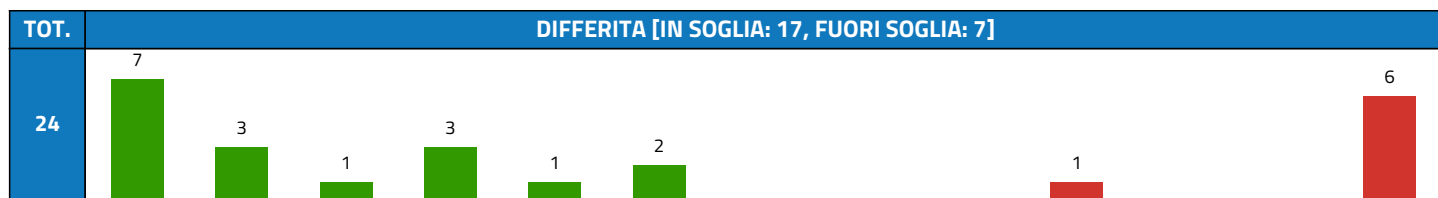
### 88.77.6 - ECOCOLORDOPPLER DEGLI ARTI SUPERIORI ARTERIOSO E/O VENOSO

APP.	IN SOGLIA	FUORI	%	MEDIA	DEV.ST.	CRIT.	
160	105	55	65,63%	89	195	1,85	
CLASSE	APP.	IN SOGLIA	FUORI	%	MEDIA	DEV.ST.	MAX
URGENTE	16	16	0	100,00%	0	1	4
BREVE	76	58	18	76,32%	13	26	154
DIFFERITA	60	28	32	46,67%	134	118	344
PROGRAMMATA	8	3	5	37,50%	651	495	1.099



88.38.5 - TC DI BACINO E ARTICOLAZIONI SACROILIACHE							
APP.	IN SOGLIA	FUORI	%	MEDIA	DEV.ST.	CRIT.	
64	35	29	54,69%	62	96	1,80	
CLASSE	APP.	IN SOGLIA	FUORI	%	MEDIA	DEV.ST.	MAX
URGENTE	3	3	0	100,00%	0	0	0
BREVE	36	15	21	41,67%	52	63	215
DIFFERITA	24	17	7	70,83%	63	84	241
PROGRAMMATA	1	0	1	0,00%	578	0	578


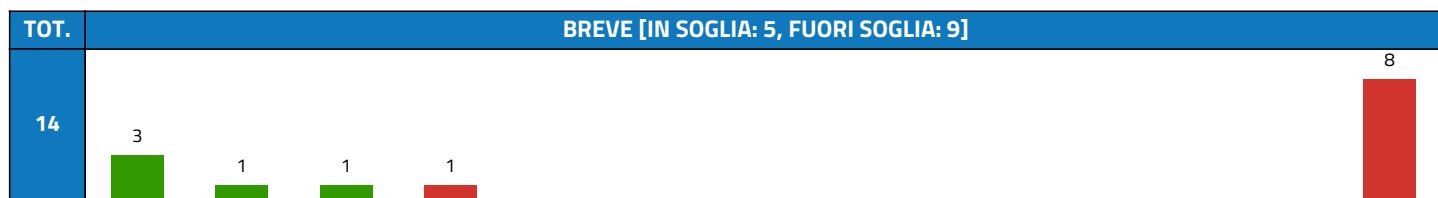




**88.38.G - TC DELLA SPALLA**

APP.	IN SOGLIA	FUORI	%	MEDIA	DEV.ST.	CRIT.
31	8	23	25,81%	140	92	1,77


CLASSE	APP.	IN SOGLIA	FUORI	%	MEDIA	DEV.ST.	MAX
BREVE	14	5	9	35,71%	110	97	239
DIFFERITA	17	3	14	17,65%	165	80	236

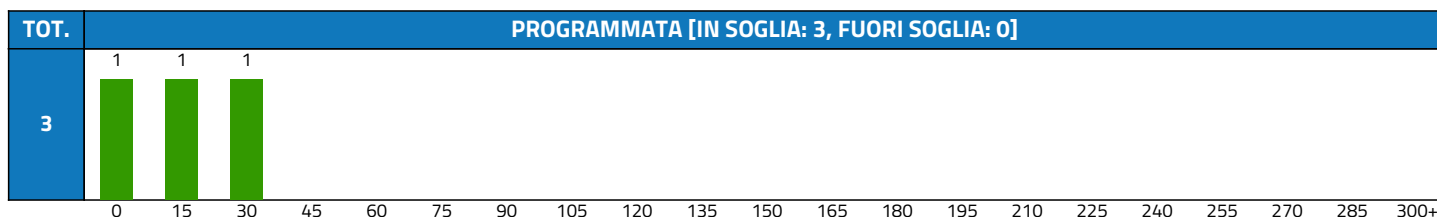
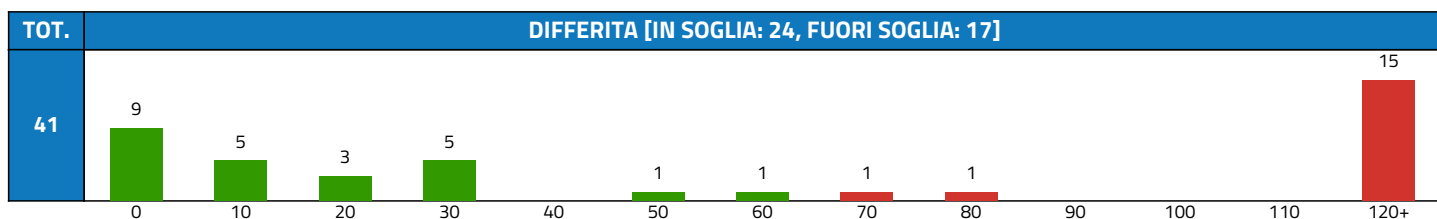
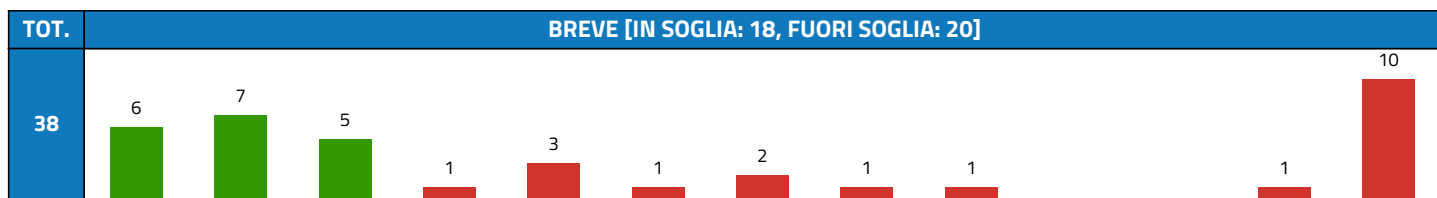


**88.38.B - TC DEL RACHIDE E DELLO SPECO VERTEBRALE TORACICO**




APP.	IN SOGLIA	FUORI	%	MEDIA	DEV.ST.	CRIT.
86	49	37	56,98%	59	82	1,69

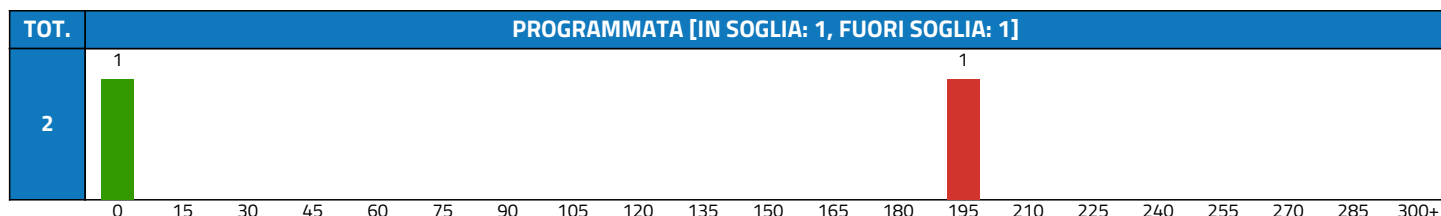
CLASSE	APP.	IN SOGLIA	FUORI	%	MEDIA	DEV.ST.	MAX
URGENTE	4	4	0	100,00%	0	0	1
BREVE	38	18	20	47,37%	42	58	213
DIFFERITA	41	24	17	58,54%	85	97	301
PROGRAMMATA	3	3	0	100,00%	8	9	21






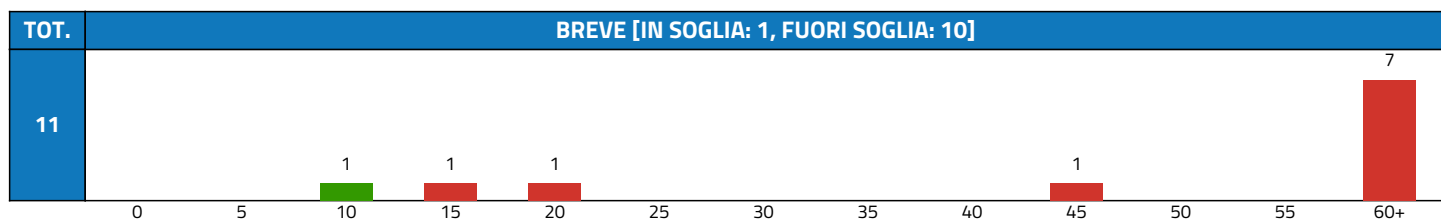
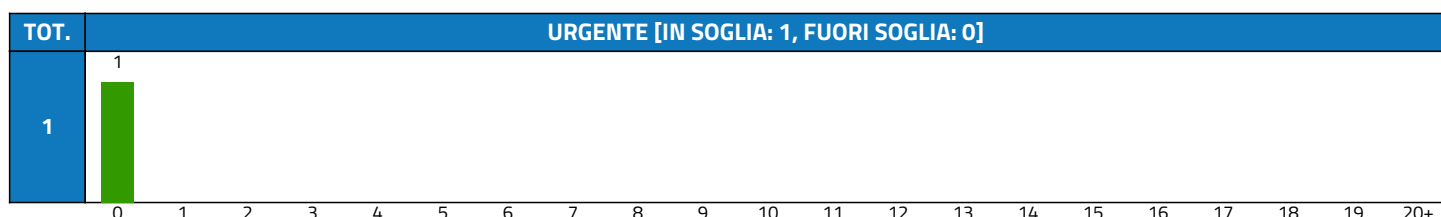
88.39.4 - TC DEL GINOCCHIO							
APP.	IN SOGLIA	FUORI	%	MEDIA	DEV.ST.	CRIT.	
28	7	21	25,00%	139	91	1,66	
CLASSE	APP.	IN SOGLIA	FUORI	%	MEDIA	DEV.ST.	MAX
URGENTE	1	1	0	100,00%	0	0	0
BREVE	10	1	9	10,00%	150	89	218
DIFFERITA	15	4	11	26,67%	148	85	242
PROGRAMMATA	2	1	1	50,00%	93	93	185





**88.39.7 - TC DEL PIEDE**


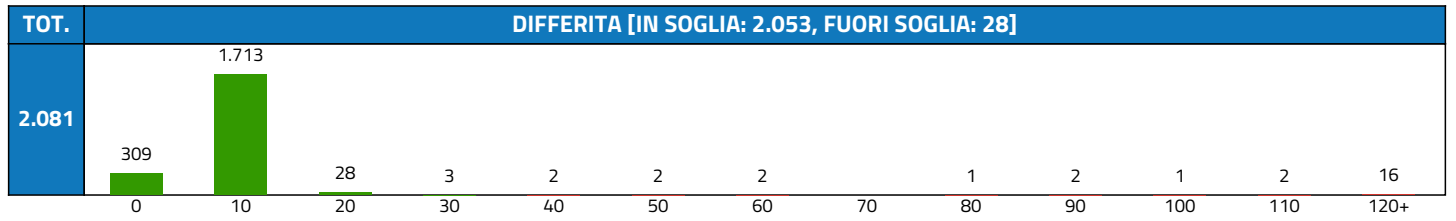
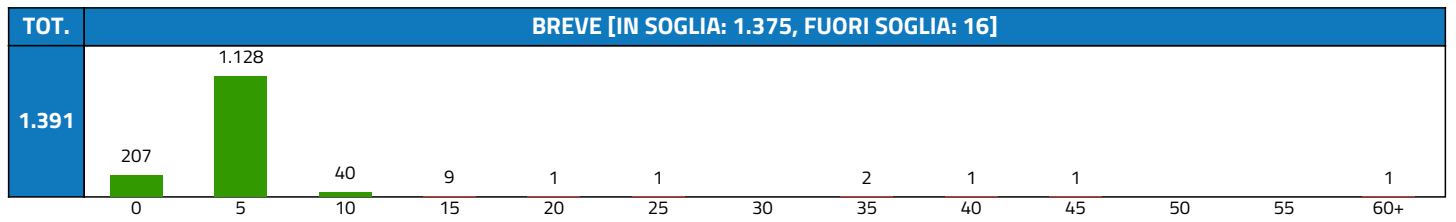
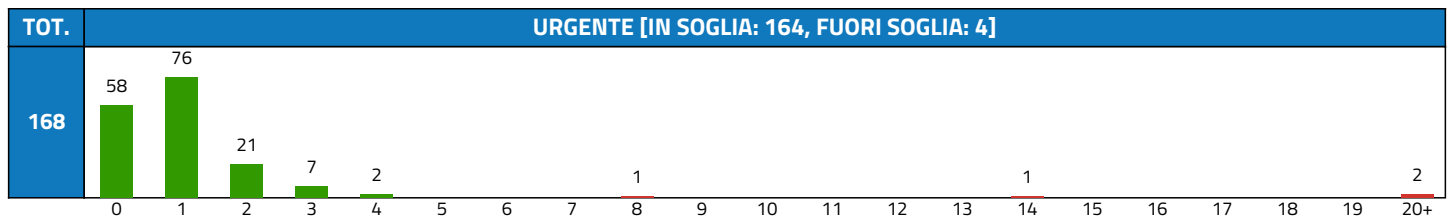
APP.	IN SOGLIA	FUORI	%	MEDIA	DEV.ST.	CRIT.	
15	3	12	20,00%	123	93	1,43	
CLASSE	APP.	IN SOGLIA	FUORI	%	MEDIA	DEV.ST.	MAX
URGENTE	1	1	0	100,00%	0	0	0
BREVE	11	1	10	9,09%	137	90	232
DIFFERITA	3	1	2	33,33%	113	88	216



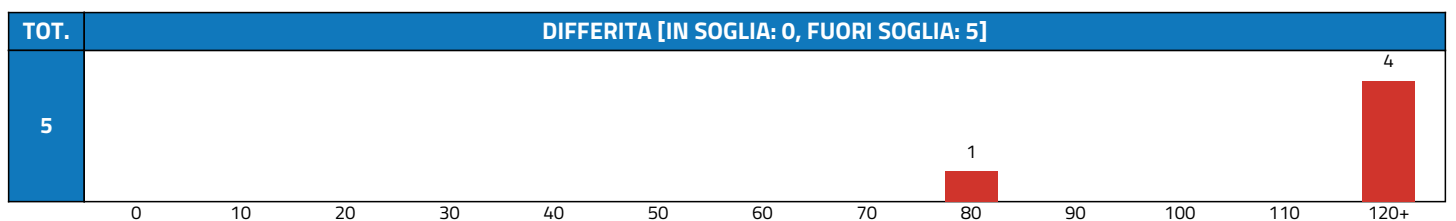
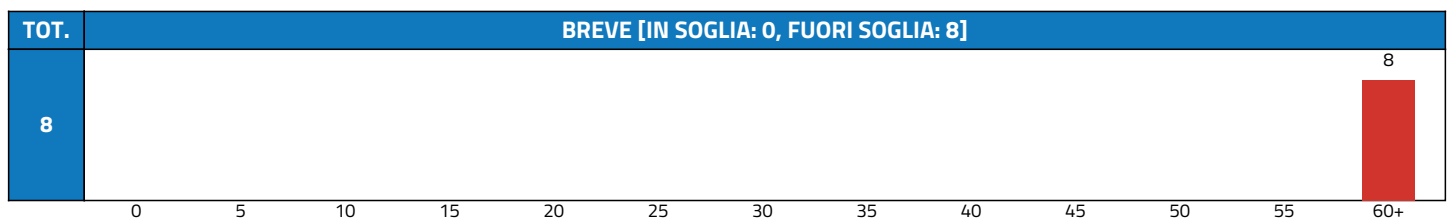
**89.13 - PRIMA VISITA NEUROLOGICA**

APP.	IN SOGLIA	FUORI	%	MEDIA	DEV.ST.	CRIT.	
4.042	3.987	55	98,64%	3	15	1,35	
CLASSE	APP.	IN SOGLIA	FUORI	%	MEDIA	DEV.ST.	MAX
URGENTE	168	164	4	97,62%	1	4	36
BREVE	1.391	1.375	16	98,85%	2	5	157
DIFFERITA	2.081	2.053	28	98,65%	3	15	233
PROGRAMMATA	402	395	7	98,26%	6	32	449



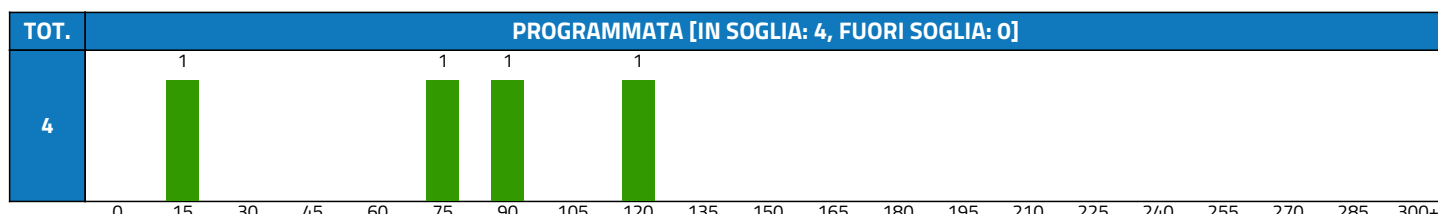

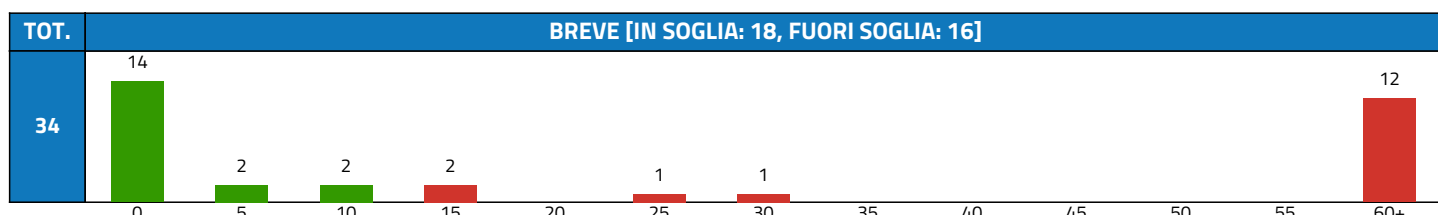



88.91.6 - RM DEL COLLO							
APP.	IN SOGLIA	FUORI	%	MEDIA	DEV.ST.	CRIT.	
13	0	13	0,00%	199	201	1,28	
CLASSE	APP.	IN SOGLIA	FUORI	%	MEDIA	DEV.ST.	MAX
BREVE	8	0	8	0,00%	147	188	645
DIFFERITA	5	0	5	0,00%	282	193	527




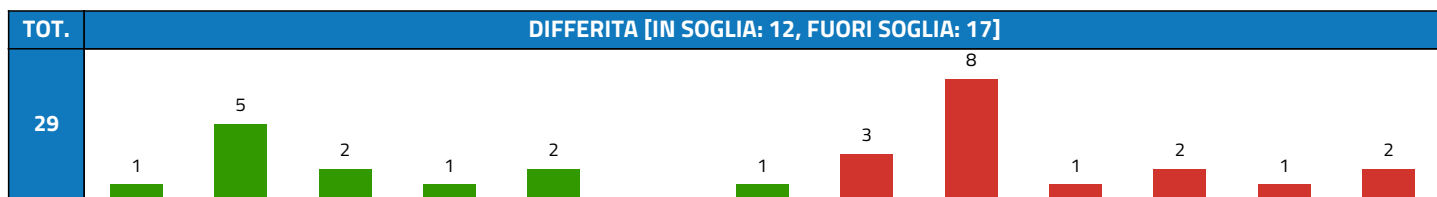
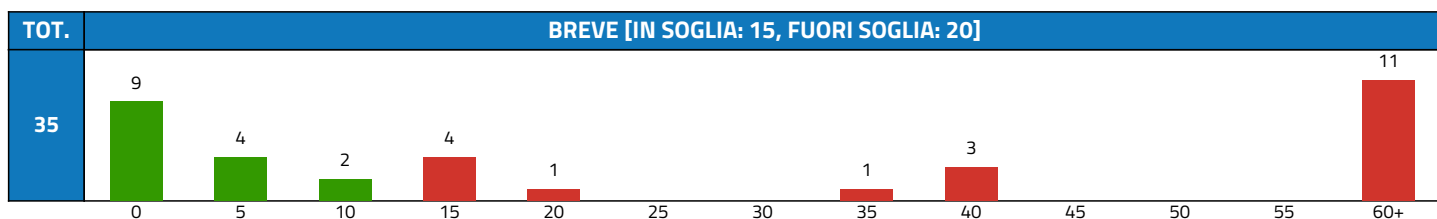
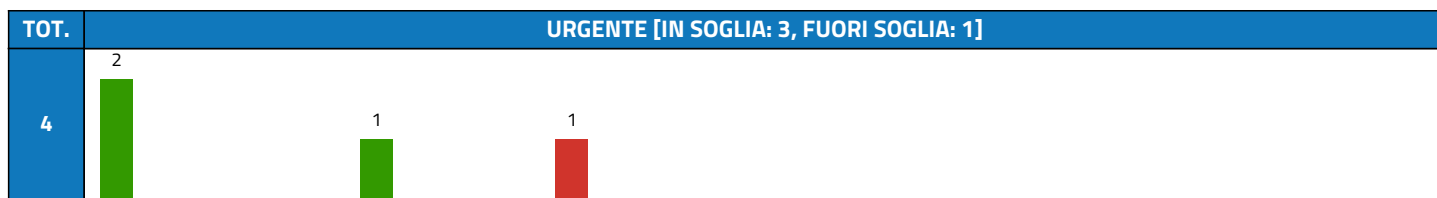
### 88.28.1 - RX DELLA CAVIGLIA

APP.	IN SOGLIA	FUORI	%	MEDIA	DEV.ST.	CRIT.	
59	36	23	61,02%	40	44	1,13	
CLASSE	APP.	IN SOGLIA	FUORI	%	MEDIA	DEV.ST.	MAX
URGENTE	3	3	0	100,00%	0	0	0
BREVE	34	18	16	52,94%	38	47	155
DIFFERITA	18	11	7	61,11%	46	37	99
PROGRAMMATA	4	4	0	100,00%	70	37	116


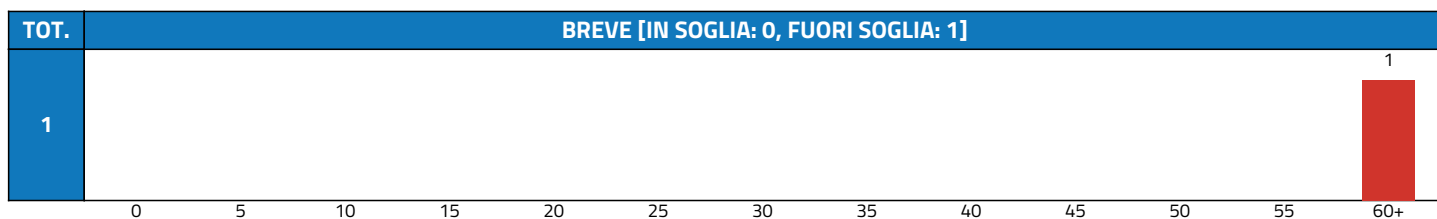


### 88.23.1 - RX DEL POLSO

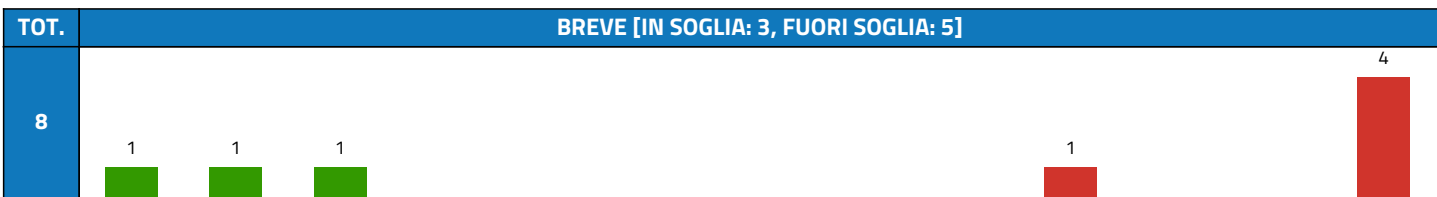
APP.	IN SOGLIA	FUORI	%	MEDIA	DEV.ST.	CRIT.	
69	31	38	44,93%	43	41	1,01	
CLASSE	APP.	IN SOGLIA	FUORI	%	MEDIA	DEV.ST.	MAX
URGENTE	4	3	1	75,00%	3	3	7
BREVE	35	15	20	42,86%	33	36	101
DIFFERITA	29	12	17	41,38%	58	41	155
PROGRAMMATA	1	1	0	100,00%	93	0	93



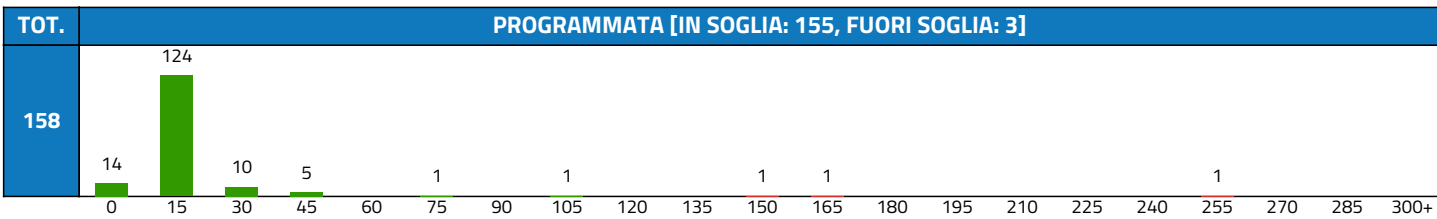
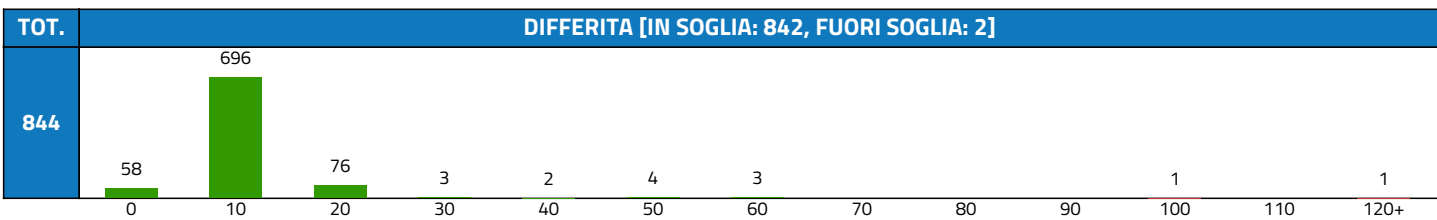
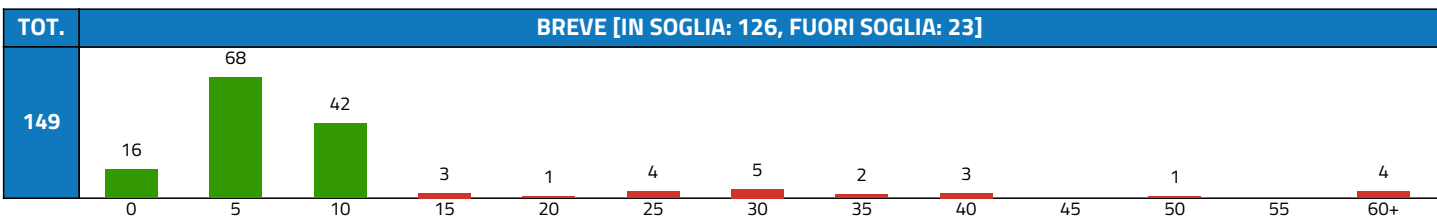
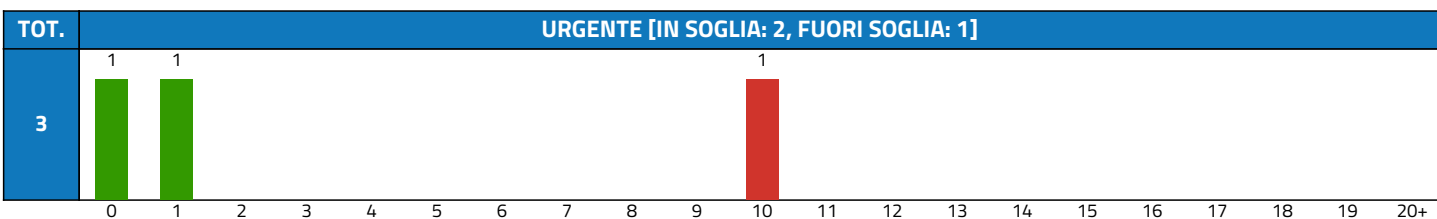
88.94.5 - RM DEL BRACCIO							
APP.	IN SOGLIA	FUORI	%	MEDIA	DEV.ST.	CRIT.	
8	2	6	25,00%	361	226	0,88	
CLASSE	APP.	IN SOGLIA	FUORI	%	MEDIA	DEV.ST.	MAX
BREVE	1	0	1	0,00%	556	0	556
DIFFERITA	7	2	5	28,57%	333	228	649



88.39.6 - TC DELLA CAVIGLIA							
APP.	IN SOGLIA	FUORI	%	MEDIA	DEV.ST.	CRIT.	
8	3	5	37,50%	109	99	0,81	
CLASSE	APP.	IN SOGLIA	FUORI	%	MEDIA	DEV.ST.	MAX
BREVE	8	3	5	37,50%	109	99	226


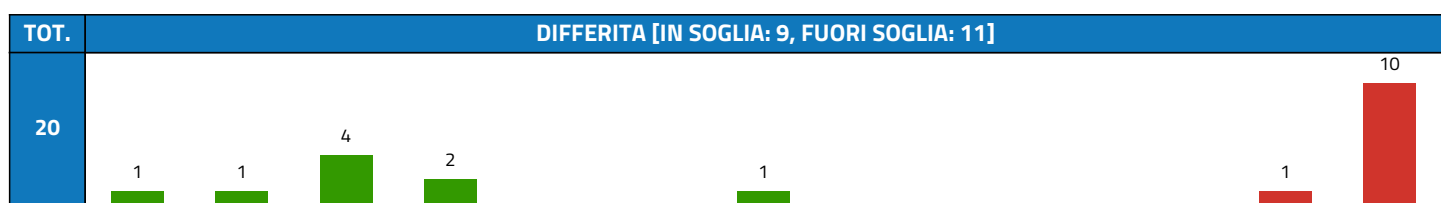
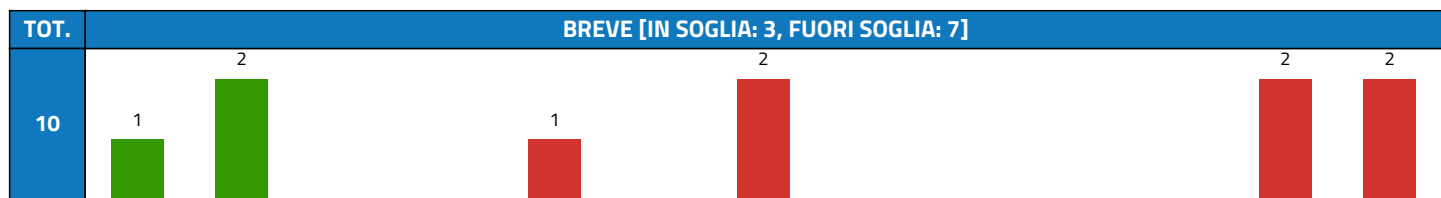


89.37.2 - SPIROMETRIA GLOBALE							
APP.	IN SOGLIA	FUORI	%	MEDIA	DEV.ST.	CRIT.	
1.154	1.125	29	97,49%	6	18	0,75	
CLASSE	APP.	IN SOGLIA	FUORI	%	MEDIA	DEV.ST.	MAX
URGENTE	3	2	1	66,67%	4	4	10
BREVE	149	126	23	84,56%	9	19	178
DIFFERITA	844	842	2	99,76%	5	15	387
PROGRAMMATA	158	155	3	98,10%	10	28	249



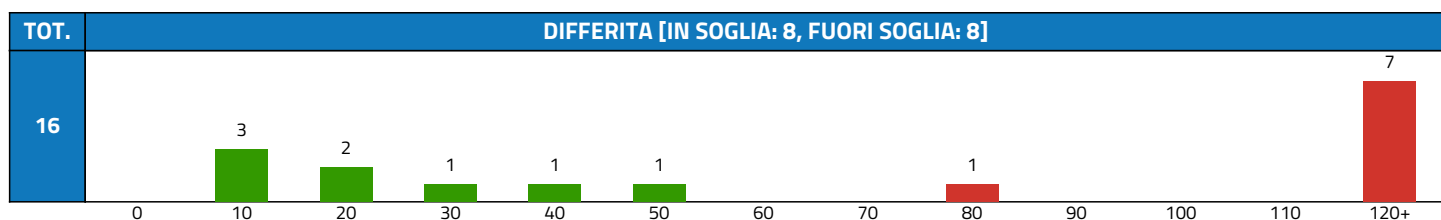
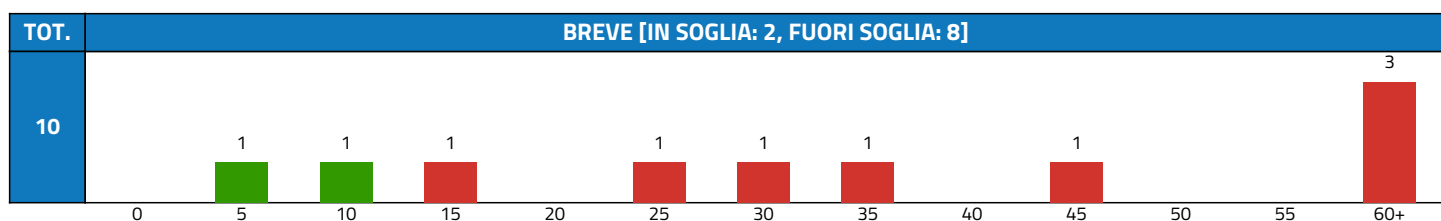
### 88.01.1 - TC DELL'ADDOME SUPERIORE

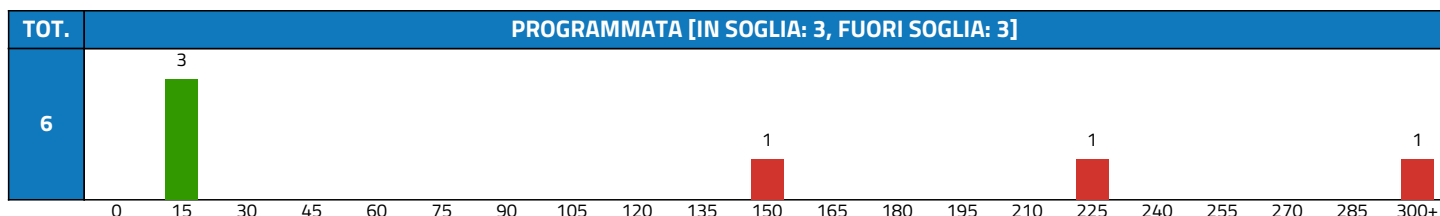
APP.	IN SOGLIA	FUORI	%	MEDIA	DEV.ST.	CRIT.	
34	14	20	41,18%	88	80	0,67	
CLASSE	APP.	IN SOGLIA	FUORI	%	MEDIA	DEV.ST.	MAX
BREVE	10	3	7	30,00%	56	69	218
DIFFERITA	20	9	11	45,00%	92	72	237
PROGRAMMATA	4	2	2	50,00%	152	101	281



### 88.01.3 - TC DELL'ADDOME INFERIORE

APP.	IN SOGLIA	FUORI	%	MEDIA	DEV.ST.	CRIT.	
32	13	19	40,63%	84	84	0,66	
CLASSE	APP.	IN SOGLIA	FUORI	%	MEDIA	DEV.ST.	MAX
BREVE	10	2	8	20,00%	59	63	196
DIFFERITA	16	8	8	50,00%	90	79	207
PROGRAMMATA	6	3	3	50,00%	112	112	287



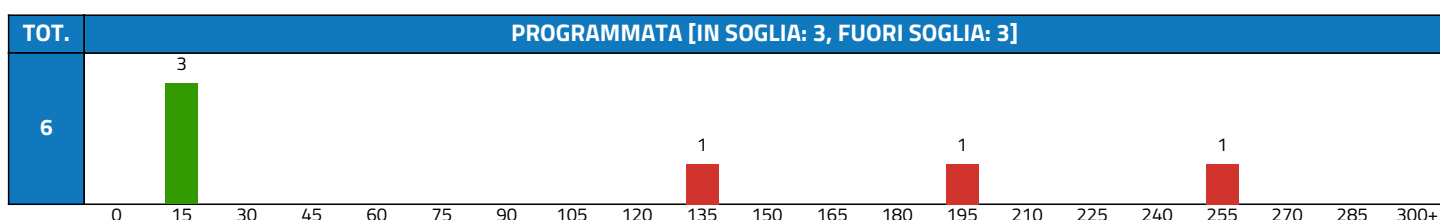
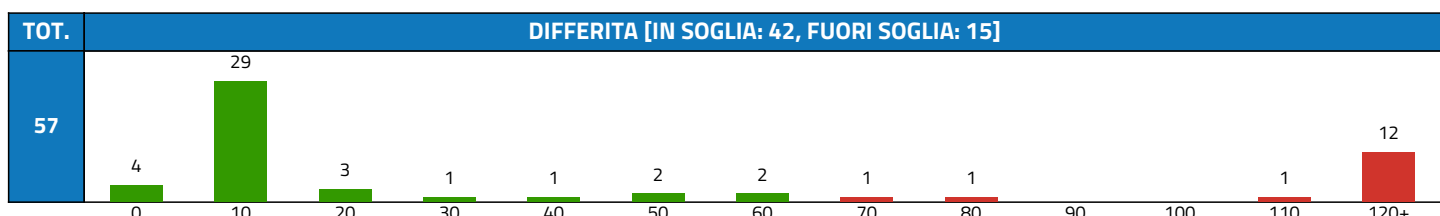
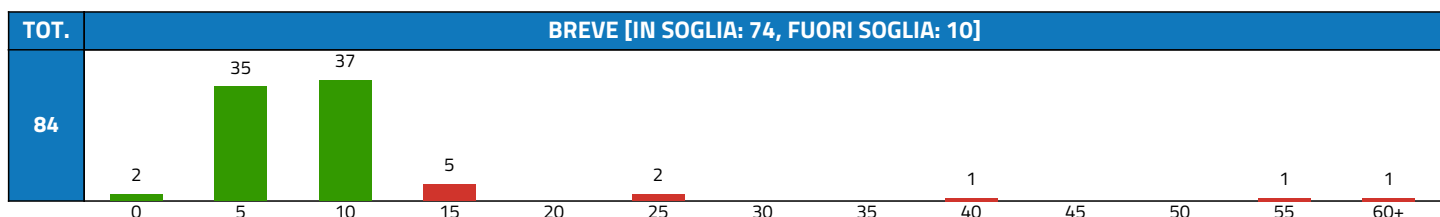
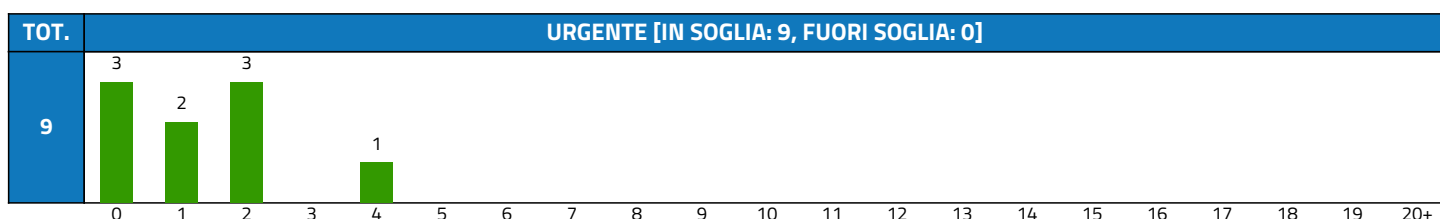


**88.79.6 - ECOGRAFIA SCROTALE**

APP.	IN SOGLIA	FUORI	%	MEDIA	DEV.ST.	CRIT.
156	128	28	82,05%	28	62	0,49


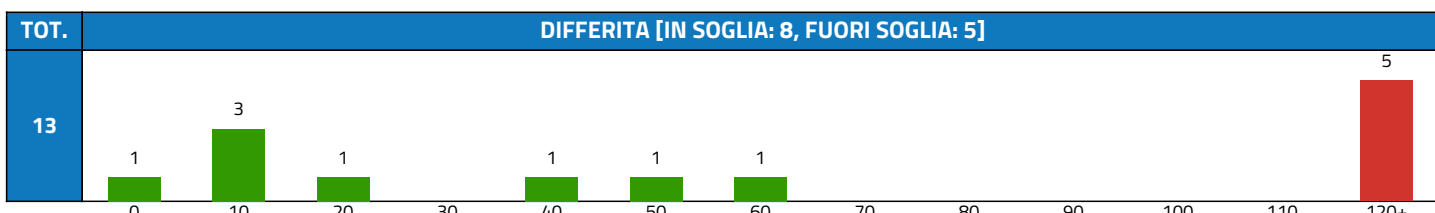
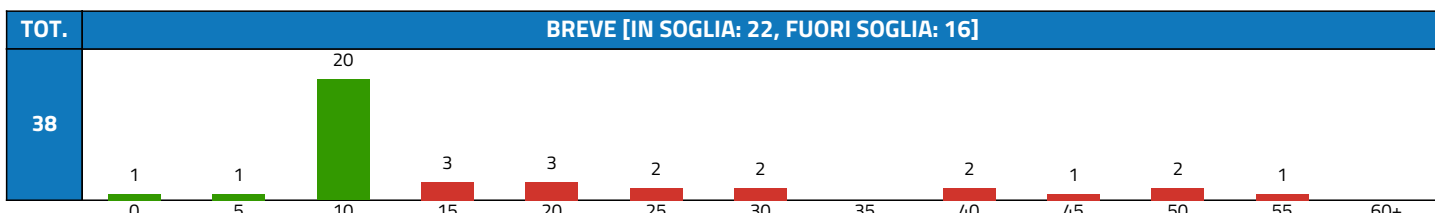

  

CLASSE	APP.	IN SOGLIA	FUORI	%	MEDIA	DEV.ST.	MAX
URGENTE	9	9	0	100,00%	1	1	4
BREVE	84	74	10	88,10%	8	10	65
DIFFERITA	57	42	15	73,68%	54	86	351
PROGRAMMATA	6	3	3	50,00%	97	99	253



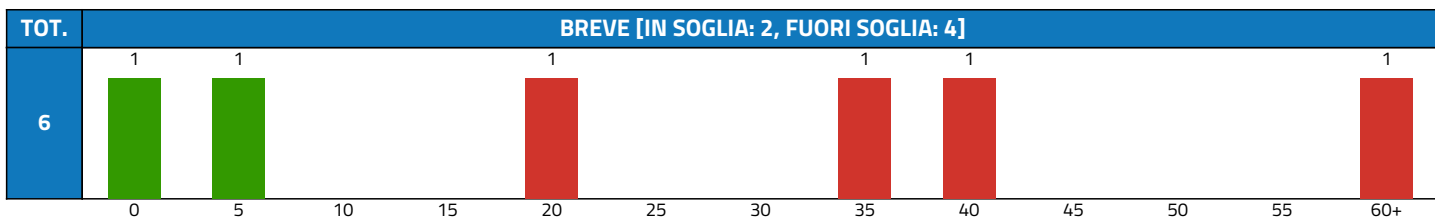
### 88.73.2 - ECOGRAFIA MONOLATERALE DELLA MAMMELLA

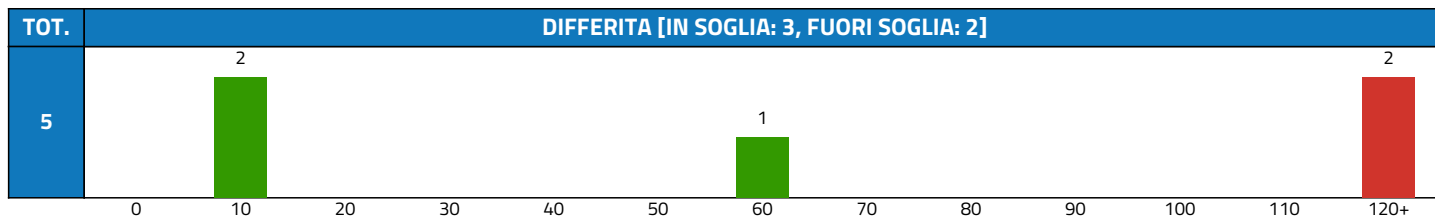
APP.	IN SOGLIA	FUORI	%	MEDIA	DEV.ST.	CRIT.	
54	33	21	61,11%	39	78	0,47	
CLASSE	APP.	IN SOGLIA	FUORI	%	MEDIA	DEV.ST.	MAX
URGENTE	1	1	0	100,00%	0	0	0
BREVE	38	22	16	57,89%	16	14	52
DIFFERITA	13	8	5	61,54%	112	133	453
PROGRAMMATA	2	2	0	100,00%	19	11	29



### 88.93.5 - RM DEL RACHIDE SACROCCIGEO

APP.	IN SOGLIA	FUORI	%	MEDIA	DEV.ST.	CRIT.	
11	5	6	45,45%	117	203	0,28	
CLASSE	APP.	IN SOGLIA	FUORI	%	MEDIA	DEV.ST.	MAX
BREVE	6	2	4	33,33%	28	26	78
DIFFERITA	5	3	2	60,00%	224	263	660



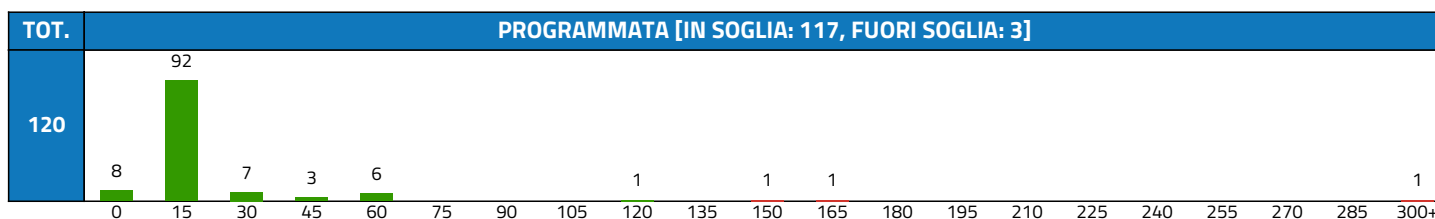
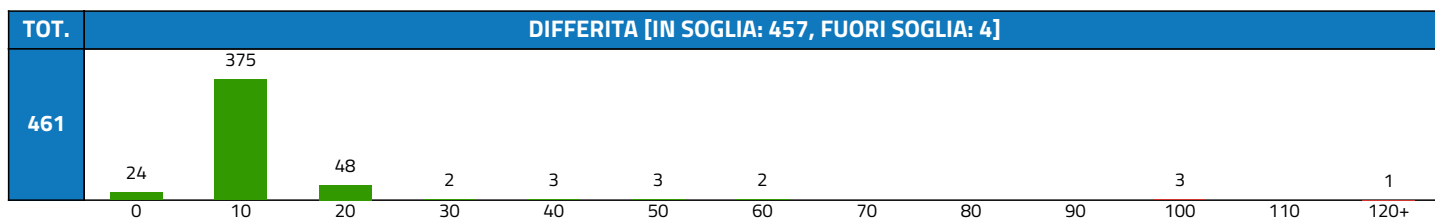
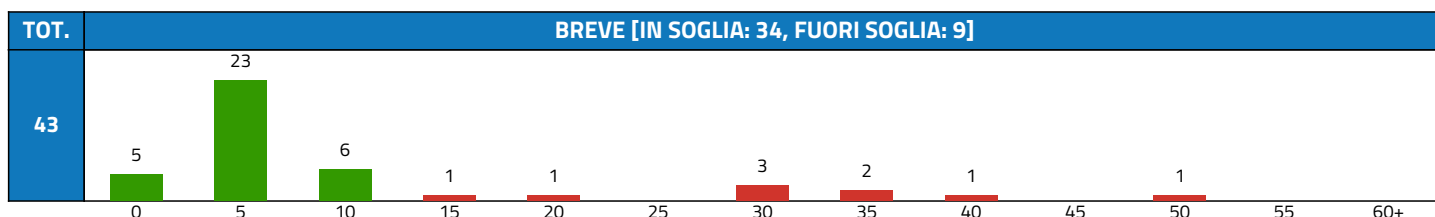



**89.37.1 - SPIROMETRIA SEMPLICE**

APP.	IN SOGLIA	FUORI	%	MEDIA	DEV.ST.	CRIT.
627	610	17	97,29%	7	19	0,28

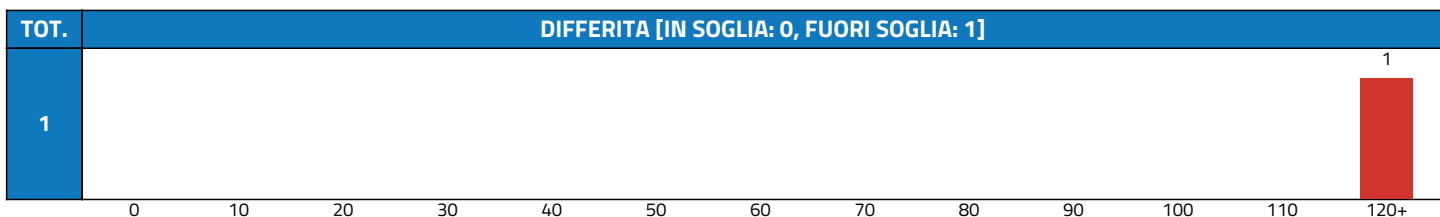
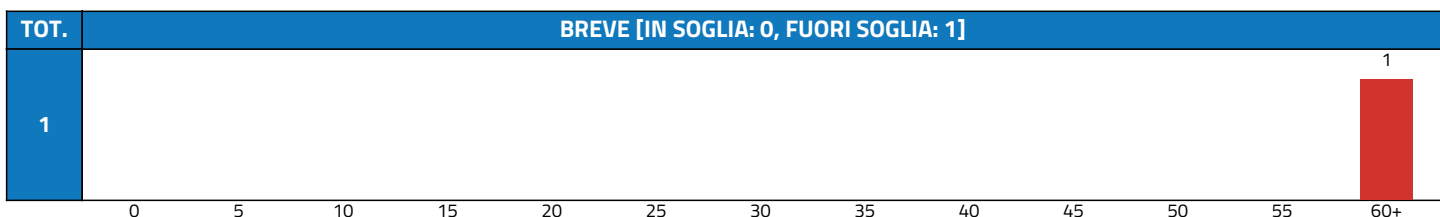
  

CLASSE	APP.	IN SOGLIA	FUORI	%	MEDIA	DEV.ST.	MAX
URGENTE	3	2	1	66,67%	10	12	27
BREVE	43	34	9	79,07%	8	12	47
DIFFERITA	461	457	4	99,13%	5	11	114
PROGRAMMATA	120	117	3	97,50%	14	37	322



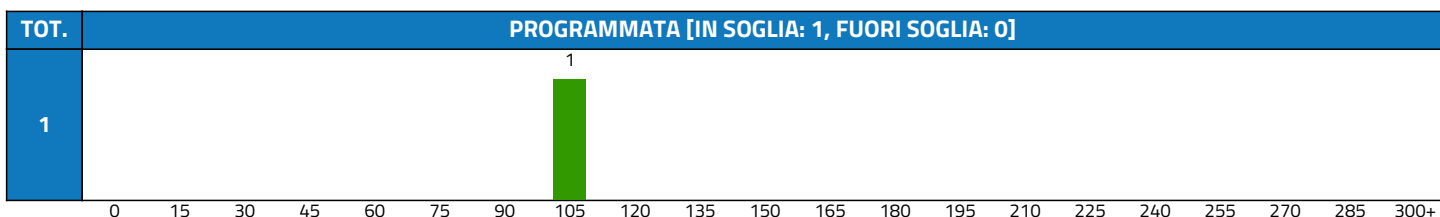

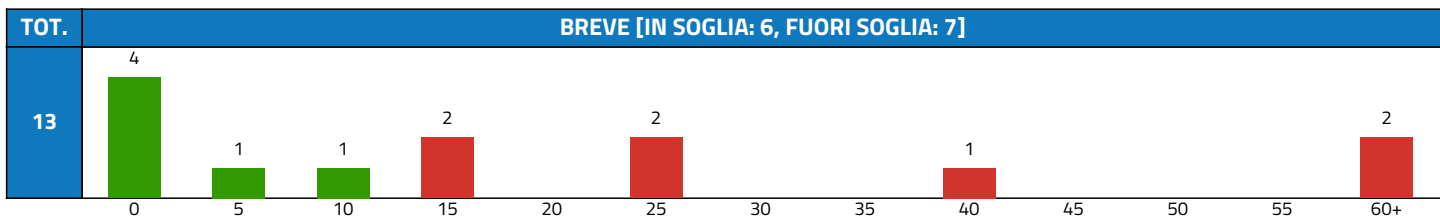
### 88.38.M - TC DELLA MANO

APP.	IN SOGLIA	FUORI	%	MEDIA	DEV.ST.	CRIT.	
2	0	2	0,00%	269	20	0,28	
CLASSE	APP.	IN SOGLIA	FUORI	%	MEDIA	DEV.ST.	MAX
BREVE	1	0	1	0,00%	249	0	249
DIFFERITA	1	0	1	0,00%	288	0	288



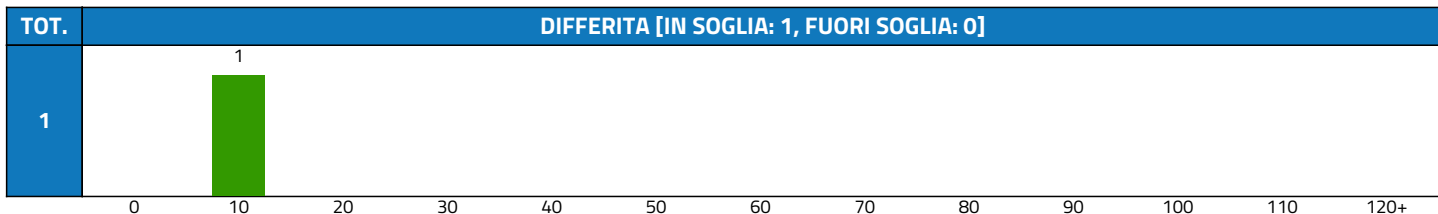
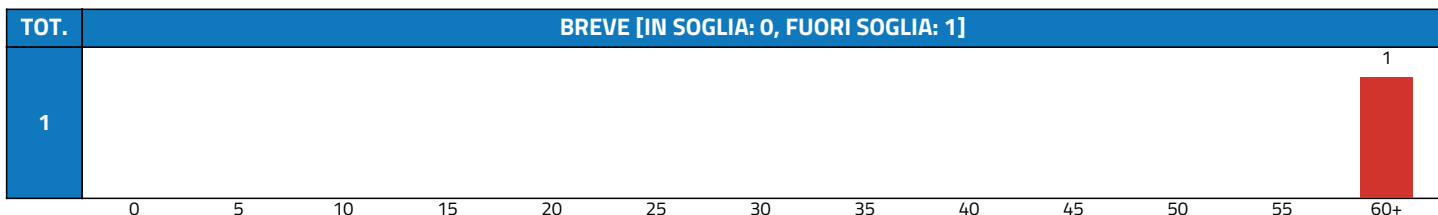
### 88.22.1 - RX DEL GOMITO

APP.	IN SOGLIA	FUORI	%	MEDIA	DEV.ST.	CRIT.	
25	13	12	52,00%	38	41	0,26	
CLASSE	APP.	IN SOGLIA	FUORI	%	MEDIA	DEV.ST.	MAX
BREVE	13	6	7	46,15%	24	33	98
DIFFERITA	11	6	5	54,55%	50	45	130
PROGRAMMATA	1	1	0	100,00%	91	0	91



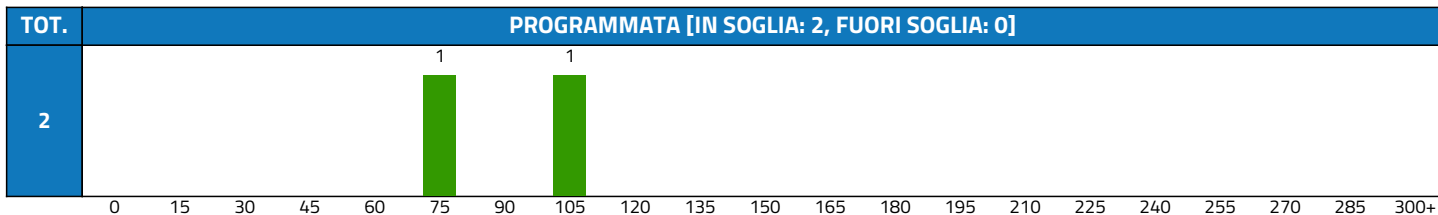


### 88.94.7 - RM DELL'AVAMBRACCIO

APP.	IN SOGLIA	FUORI	%	MEDIA	DEV.ST.	CRIT.	
2	1	1	50,00%	120	118	0,23	
CLASSE	APP.	IN SOGLIA	FUORI	%	MEDIA	DEV.ST.	MAX
BREVE	1	0	1	0,00%	237	0	237
DIFFERITA	1	1	0	100,00%	2	0	2



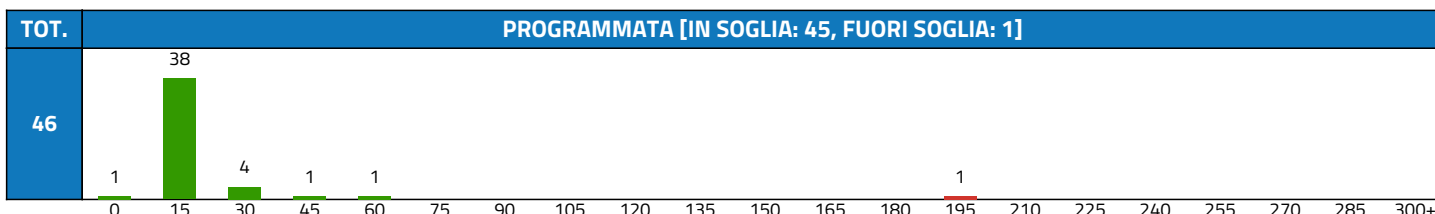
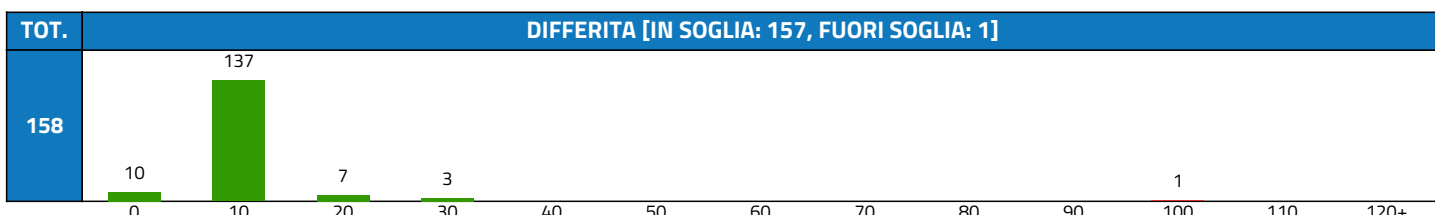
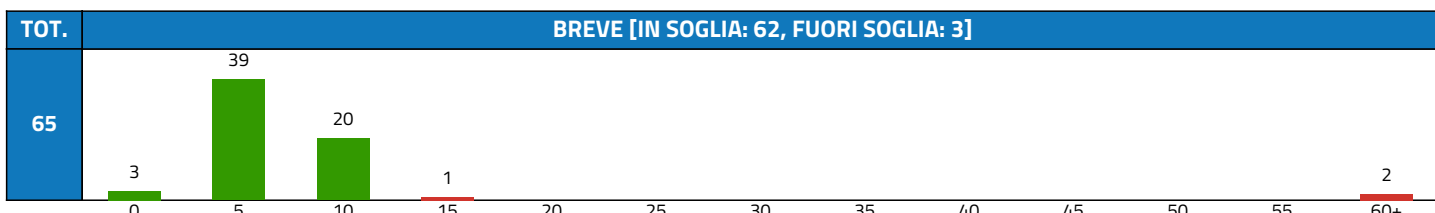
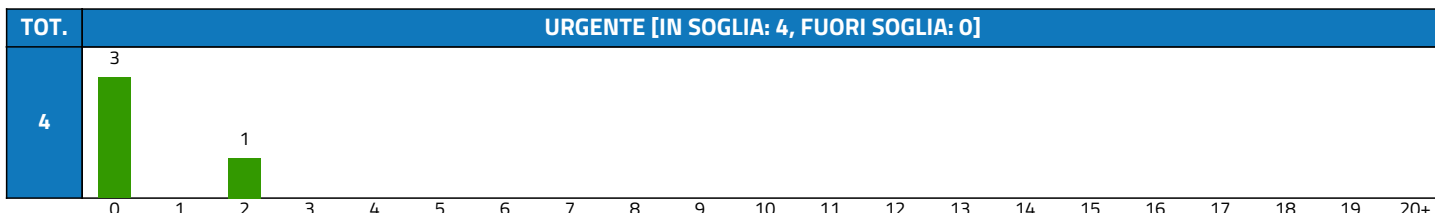
### 88.27.1 - RX DEL FEMORE

APP.	IN SOGLIA	FUORI	%	MEDIA	DEV.ST.	CRIT.	
14	7	7	50,00%	58	41	0,23	
CLASSE	APP.	IN SOGLIA	FUORI	%	MEDIA	DEV.ST.	MAX
BREVE	5	2	3	40,00%	47	39	93
DIFFERITA	7	3	4	42,86%	60	44	120
PROGRAMMATA	2	2	0	100,00%	80	16	96



### 87.11.3 - ORTOPANORAMICA DELLE ARCADE DENTARIE

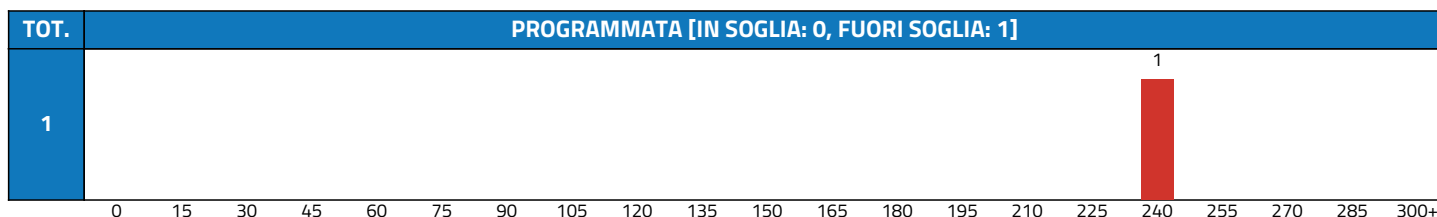


APP.	IN SOGLIA	FUORI	%	MEDIA	DEV.ST.	CRIT.	
273	268	5	98,17%	7	17	0,22	
CLASSE	APP.	IN SOGLIA	FUORI	%	MEDIA	DEV.ST.	MAX
URGENTE	4	4	0	100,00%	1	1	2
BREVE	65	62	3	95,38%	8	20	151
DIFFERITA	158	157	1	99,37%	6	9	97
PROGRAMMATA	46	45	1	97,83%	13	29	192



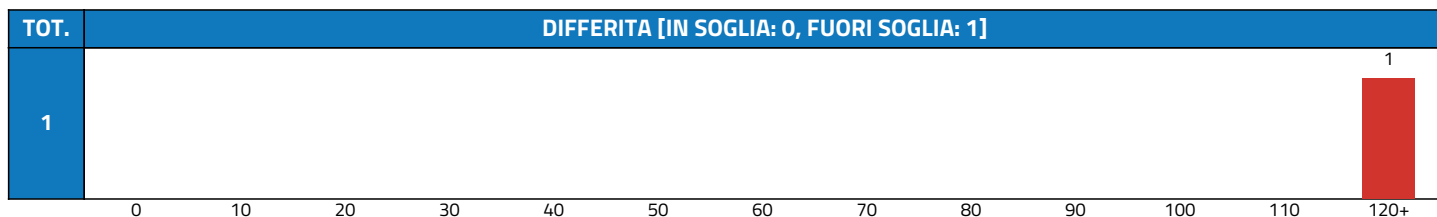


### 88.39.3 - TC DELLA COSCIA [TC DEL FEMORE]

APP.	IN SOGLIA	FUORI	%	MEDIA	DEV.ST.	CRIT.	
5	0	5	0,00%	200	28	0,22	
CLASSE	APP.	IN SOGLIA	FUORI	%	MEDIA	DEV.ST.	MAX
BREVE	1	0	1	0,00%	148	0	148
DIFFERITA	3	0	3	0,00%	207	4	213
PROGRAMMATA	1	0	1	0,00%	230	0	230



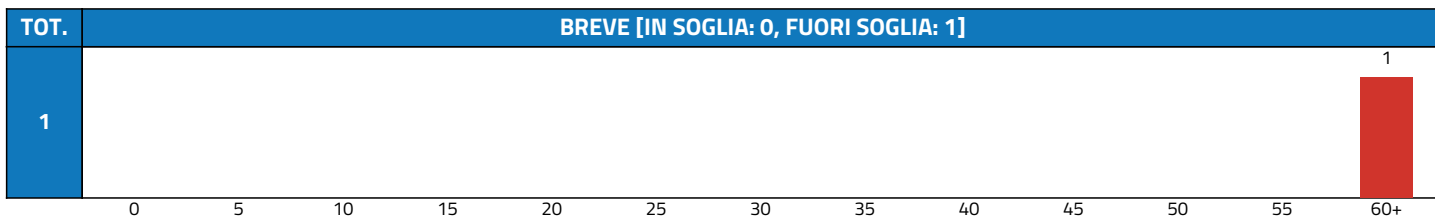


88.39.5 - TC DELLA GAMBA							
APP.	IN SOGLIA	FUORI	%	MEDIA	DEV.ST.	CRIT.	
5	3	2	60,00%	80	98	0,22	
CLASSE	APP.	IN SOGLIA	FUORI	%	MEDIA	DEV.ST.	MAX
URGENTE	2	2	0	100,00%	0	0	0
BREVE	2	1	1	50,00%	104	104	208
DIFFERITA	1	0	1	0,00%	192	0	192




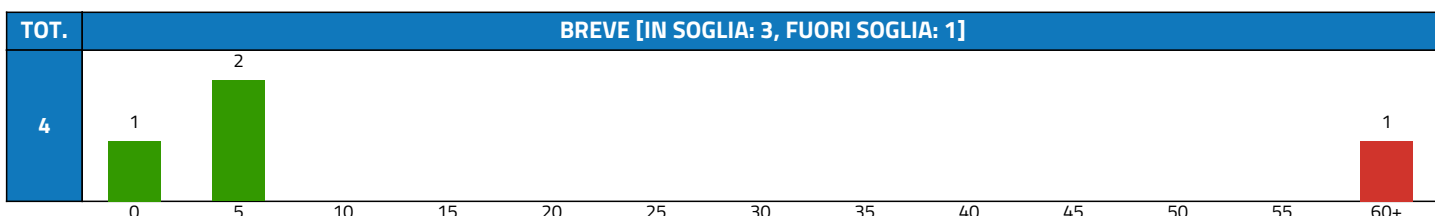
### 88.38.Q - TC DI POLSO E MANO

APP.	IN SOGLIA	FUORI	%	MEDIA	DEV.ST.	CRIT.	
1	0	1	0,00%	224	0	0,21	
CLASSE	APP.	IN SOGLIA	FUORI	%	MEDIA	DEV.ST.	MAX
BREVE	1	0	1	0,00%	224	0	224




### 88.38.L - TC DEL POLSO


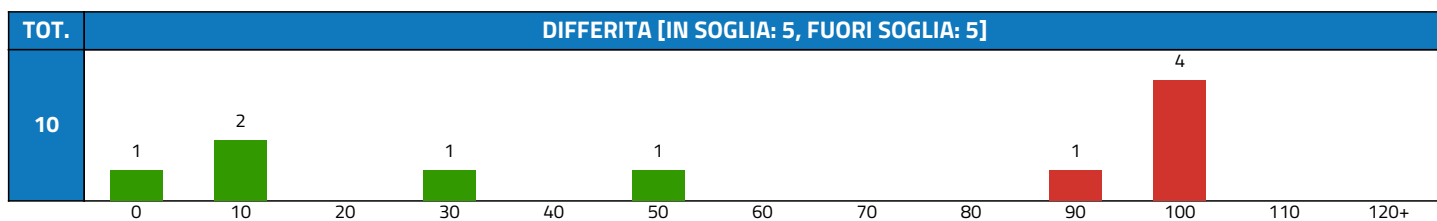
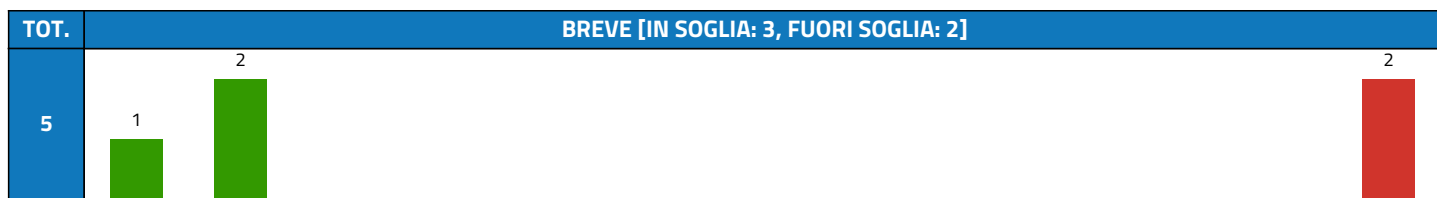
APP.	IN SOGLIA	FUORI	%	MEDIA	DEV.ST.	CRIT.	
5	4	1	80,00%	41	78	0,19	
CLASSE	APP.	IN SOGLIA	FUORI	%	MEDIA	DEV.ST.	MAX
BREVE	4	3	1	75,00%	50	84	196
DIFFERITA	1	1	0	100,00%	2	0	2



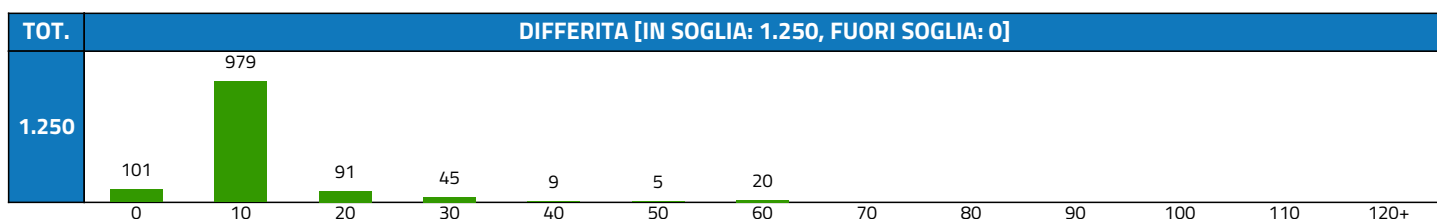
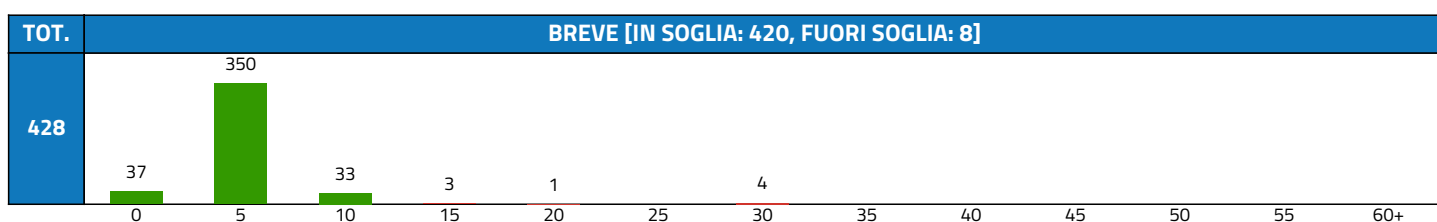

### 88.27.3 - RX DELLA GAMBA

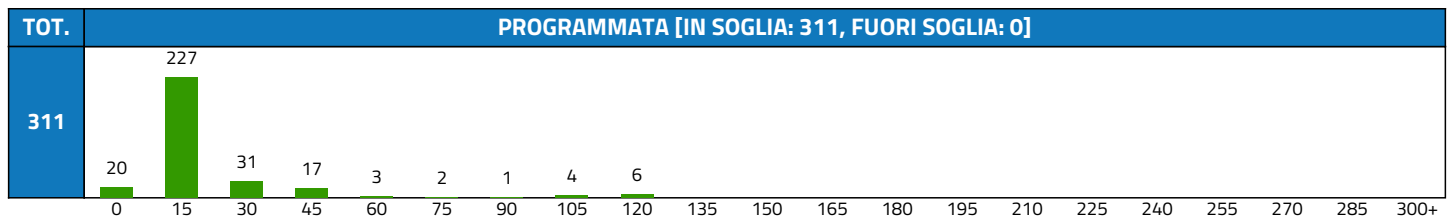
APP.	IN SOGLIA	FUORI	%	MEDIA	DEV.ST.	CRIT.	
19	12	7	63,16%	42	40	0,17	
CLASSE	APP.	IN SOGLIA	FUORI	%	MEDIA	DEV.ST.	MAX
URGENTE	1	1	0	100,00%	0	0	0
BREVE	5	3	2	60,00%	34	39	85
DIFFERITA	10	5	5	50,00%	55	39	97
PROGRAMMATA	3	3	0	100,00%	26	29	66





95.41.1 - ESAME AUDIOMETRICO TONALE							
APP.	IN SOGLIA	FUORI	%	MEDIA	DEV.ST.	CRIT.	
2.113	2.102	11	99,48%	5	11	0,15	
CLASSE	APP.	IN SOGLIA	FUORI	%	MEDIA	DEV.ST.	MAX
URGENTE	124	121	3	97,58%	1	3	27
BREVE	428	420	8	98,13%	3	3	28
DIFFERITA	1.250	1.250	0	100,00%	5	9	60
PROGRAMMATA	311	311	0	100,00%	11	22	118

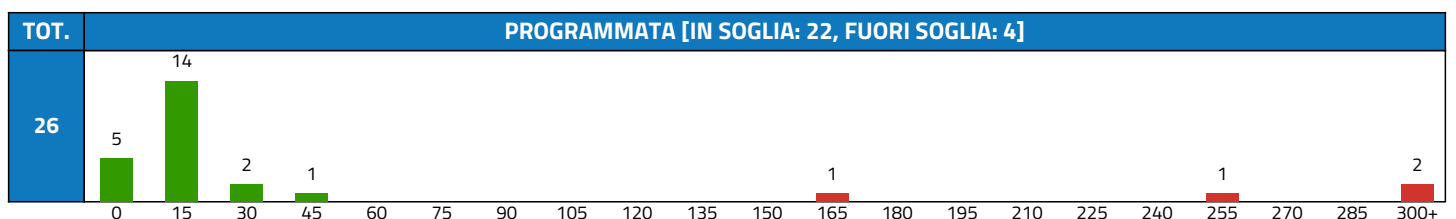
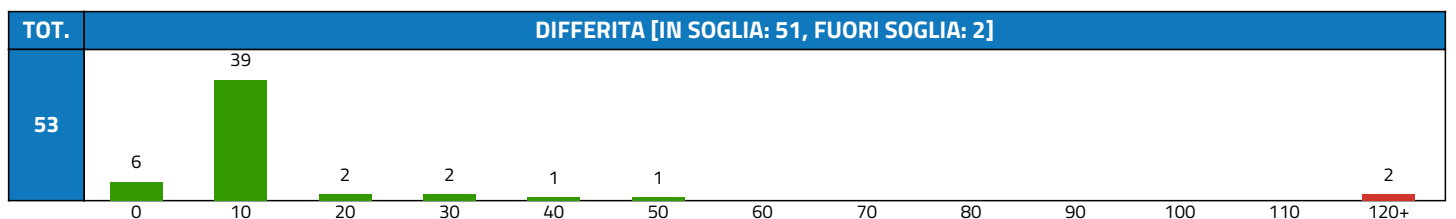
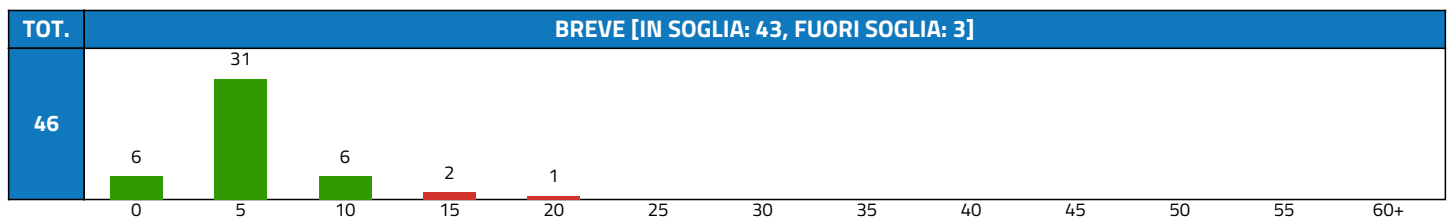




**87.37.2 - MAMMOGRAFIA MONOLATERALE**

APP.	IN SOGLIA	FUORI	%	MEDIA	DEV.ST.	CRIT.
125	116	9	92,80%	20	78	0,15

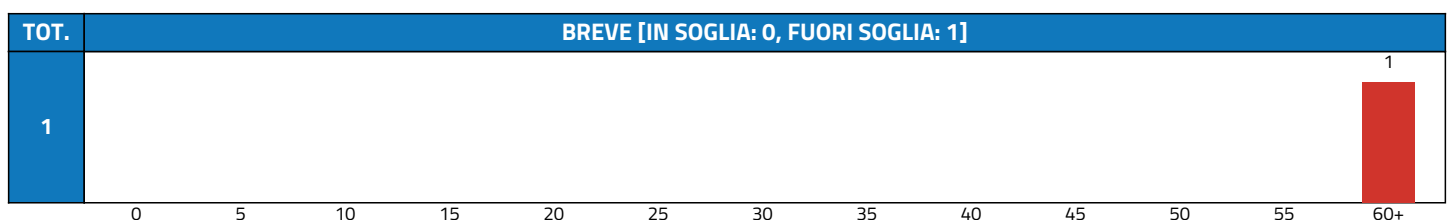
CLASSE	APP.	IN SOGLIA	FUORI	%	MEDIA	DEV.ST.	MAX
BREVE	46	43	3	93,48%	4	3	16
DIFFERITA	53	51	2	96,23%	13	44	267
PROGRAMMATA	26	22	4	84,62%	63	151	560



**93.08.D - ELETTROMIOGRAFIA SEMPLICE [EMG] DEL TRONCO**

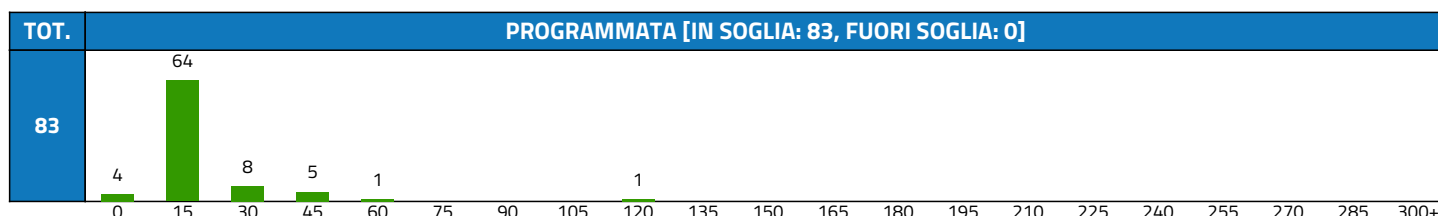
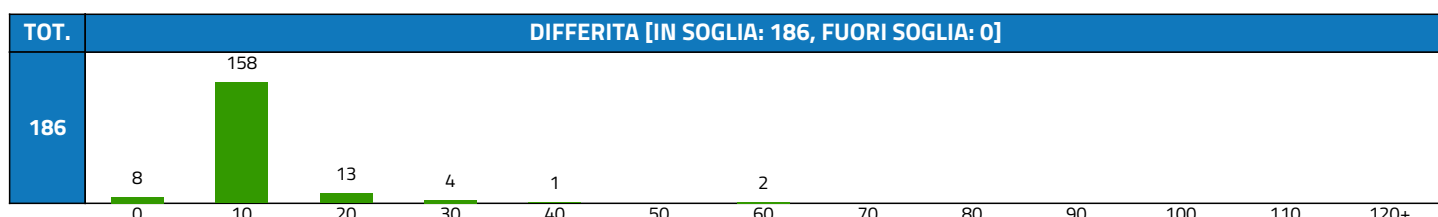

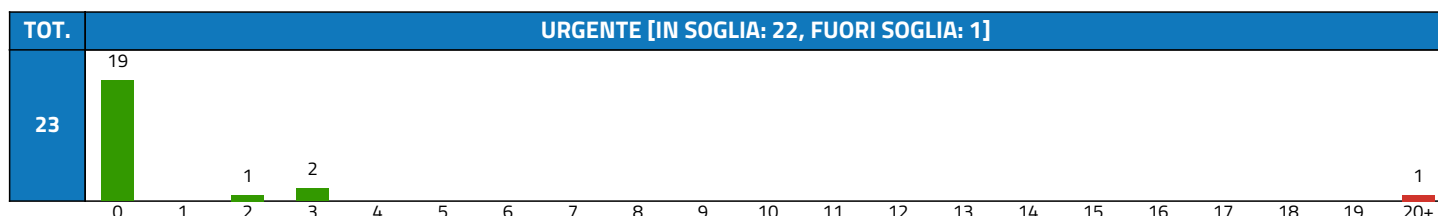
APP.	IN SOGLIA	FUORI	%	MEDIA	DEV.ST.	CRIT.
1	0	1	0,00%	108	0	0,10

CLASSE	APP.	IN SOGLIA	FUORI	%	MEDIA	DEV.ST.	MAX
BREVE	1	0	1	0,00%	108	0	108




## 95.42 - IMPEDENZOMETRIA

APP.	IN SOGLIA	FUORI	%	MEDIA	DEV.ST.	CRIT.	
368	365	3	99,18%	5	10	0,09	
CLASSE	APP.	IN SOGLIA	FUORI	%	MEDIA	DEV.ST.	MAX
URGENTE	23	22	1	95,65%	2	6	27
BREVE	76	74	2	97,37%	3	4	28
DIFFERITA	186	186	0	100,00%	4	7	55
PROGRAMMATA	83	83	0	100,00%	9	16	118





## 87.24.6 - RX STANDARD SACROCOCCIGEA

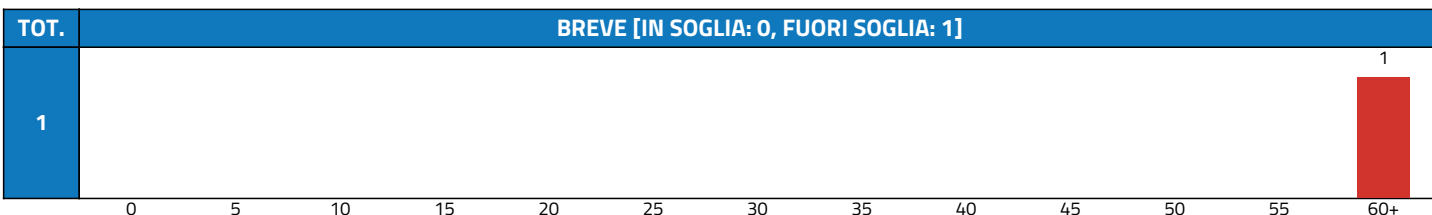
APP.	IN SOGLIA	FUORI	%	MEDIA	DEV.ST.	CRIT.	
4	2	2	50,00%	29	30	0,09	
CLASSE	APP.	IN SOGLIA	FUORI	%	MEDIA	DEV.ST.	MAX
BREVE	4	2	2	50,00%	29	30	77



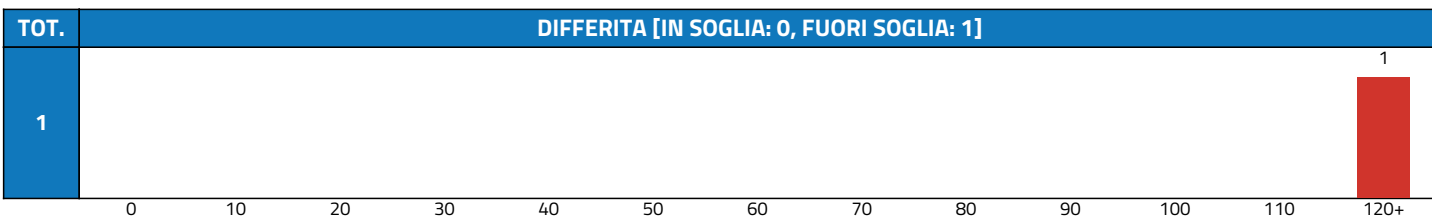
88.39.8 - TC DI GINOCCHIO E GAMBA							
APP.	IN SOGLIA	FUORI	%	MEDIA	DEV.ST.	CRIT.	
5	2	3	40,00%	99	103	0,09	
CLASSE	APP.	IN SOGLIA	FUORI	%	MEDIA	DEV.ST.	MAX
BREVE	2	1	1	50,00%	25	19	43
DIFFERITA	3	1	2	33,33%	149	106	231



88.22.2 - RX DELL'AVAMBRACCIO							
APP.	IN SOGLIA	FUORI	%	MEDIA	DEV.ST.	CRIT.	
1	0	1	0,00%	72	0	0,06	
CLASSE	APP.	IN SOGLIA	FUORI	%	MEDIA	DEV.ST.	MAX
BREVE	1	0	1	0,00%	72	0	72

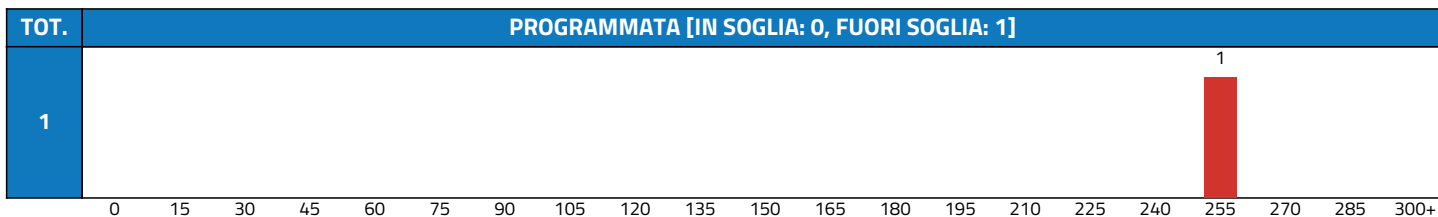


88.39.9 - TC DI CAVIGLIA E PIEDE							
APP.	IN SOGLIA	FUORI	%	MEDIA	DEV.ST.	CRIT.	
1	0	1	0,00%	192	0	0,02	
CLASSE	APP.	IN SOGLIA	FUORI	%	MEDIA	DEV.ST.	MAX
DIFFERITA	1	0	1	0,00%	192	0	192



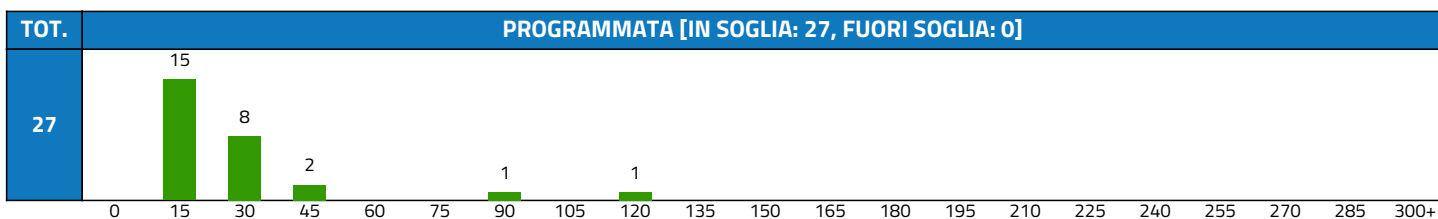
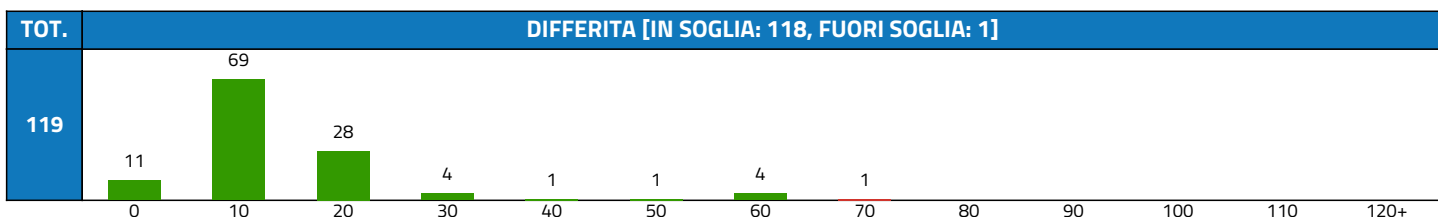
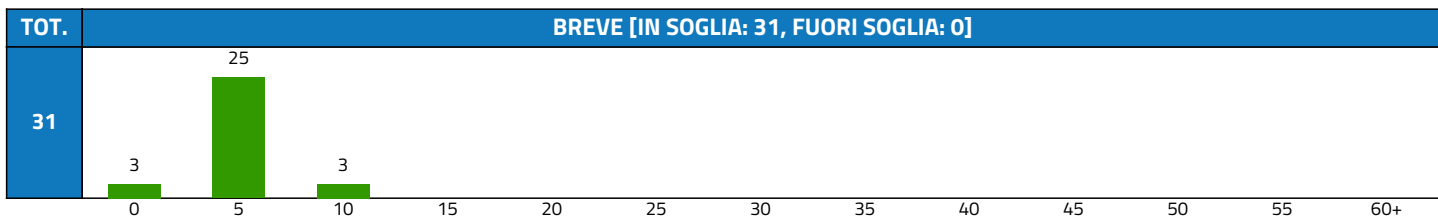

### 88.38.N - TC DI SPALLA E BRACCIO

APP.	IN SOGLIA	FUORI	%	MEDIA	DEV.ST.	CRIT.	
1	0	1	0,00%	246	0	0,01	
CLASSE	APP.	IN SOGLIA	FUORI	%	MEDIA	DEV.ST.	MAX
PROGRAMMATA	1	0	1	0,00%	246	0	246





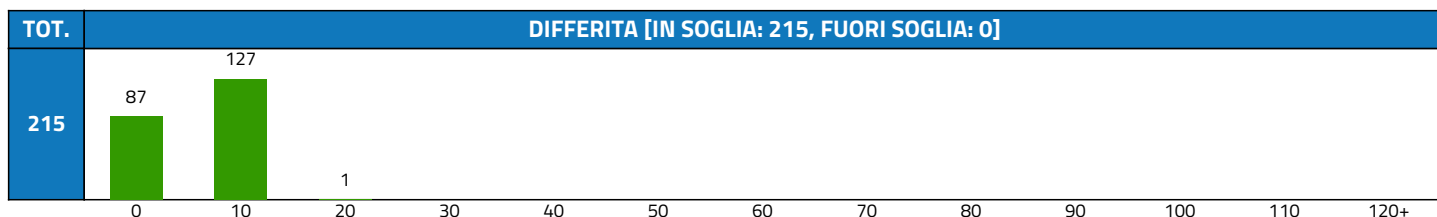
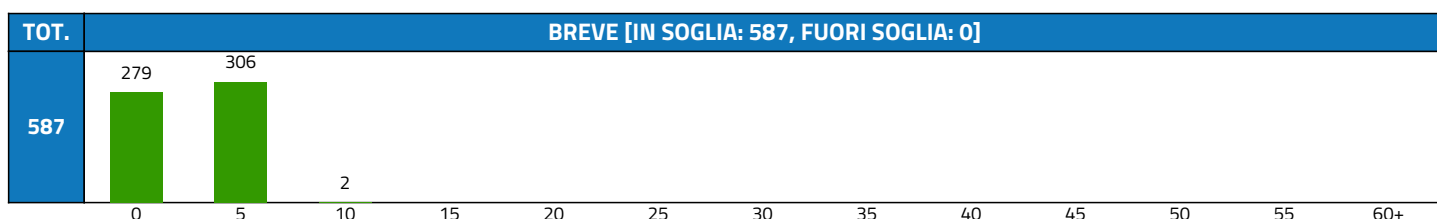
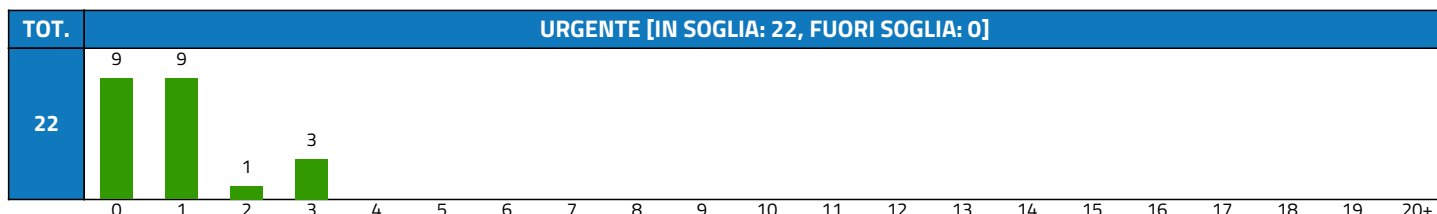
### 95.41.2 - ESAME AUDIOMETRICO VOCALE

APP.	IN SOGLIA	FUORI	%	MEDIA	DEV.ST.	CRIT.	
180	178	2	98,89%	9	15	0,00	
CLASSE	APP.	IN SOGLIA	FUORI	%	MEDIA	DEV.ST.	MAX
URGENTE	3	2	1	66,67%	2	2	5
BREVE	31	31	0	100,00%	3	2	6
DIFFERITA	119	118	1	99,16%	8	13	68
PROGRAMMATA	27	27	0	100,00%	18	26	114

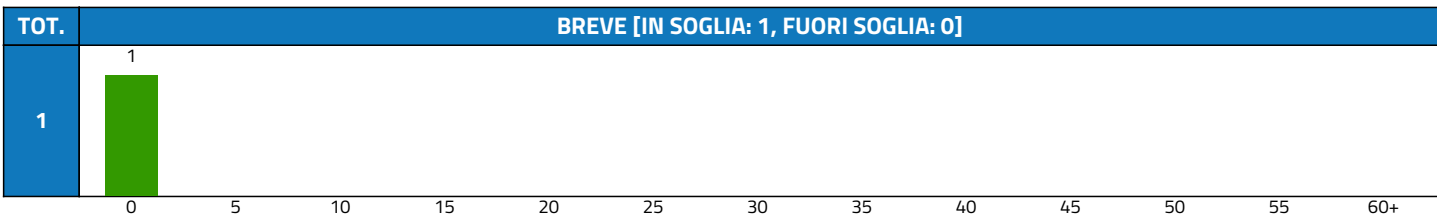



## 89.7B.6 - PRIMA VISITA ONCOLOGICA

APP.	IN SOGLIA	FUORI	%	MEDIA	DEV.ST.	CRIT.	
892	892	0	100,00%	1	1	0,00	
CLASSE	APP.	IN SOGLIA	FUORI	%	MEDIA	DEV.ST.	MAX
URGENTE	22	22	0	100,00%	1	1	3
BREVE	587	587	0	100,00%	1	1	7
DIFFERITA	215	215	0	100,00%	1	1	13
PROGRAMMATA	66	66	0	100,00%	1	1	5
NON INDICATA	2	2	0	100,00%	1	1	1



88.38.H - TC DEL BRACCIO							
APP.	IN SOGLIA	FUORI	%	MEDIA	DEV.ST.	CRIT.	
2	2	0	100,00%	0	0	0,00	
CLASSE	APP.	IN SOGLIA	FUORI	%	MEDIA	DEV.ST.	MAX
URGENTE	1	1	0	100,00%	0	0	0
BREVE	1	1	0	100,00%	0	0	0



88.38.J - TC DEL GOMITO							
APP.	IN SOGLIA	FUORI	%	MEDIA	DEV.ST.	CRIT.	
1	1	0	100,00%	0	0	0,00	
CLASSE	APP.	IN SOGLIA	FUORI	%	MEDIA	DEV.ST.	MAX
DIFFERITA	1	1	0	100,00%	0	0	0

