

# ANALISI COMPLESSIVA

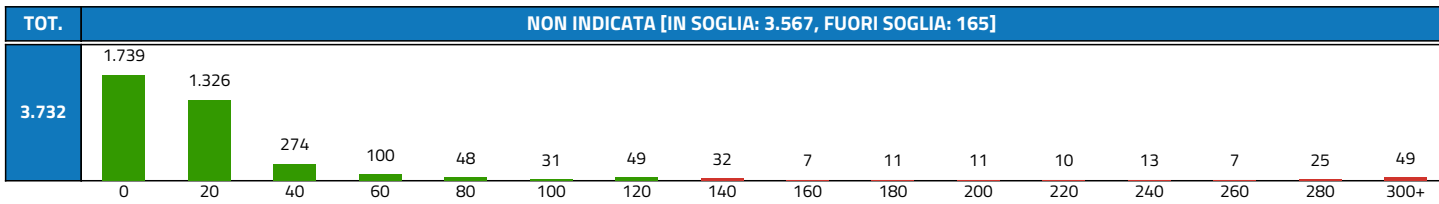
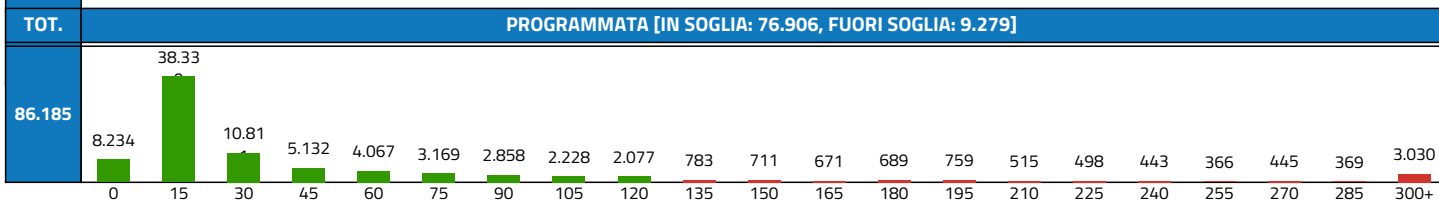
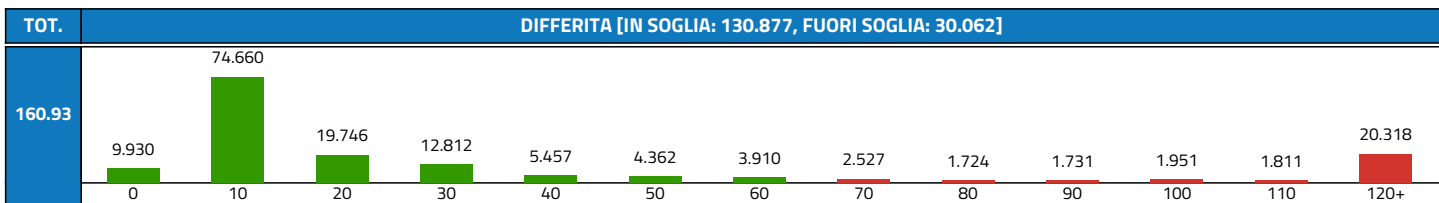
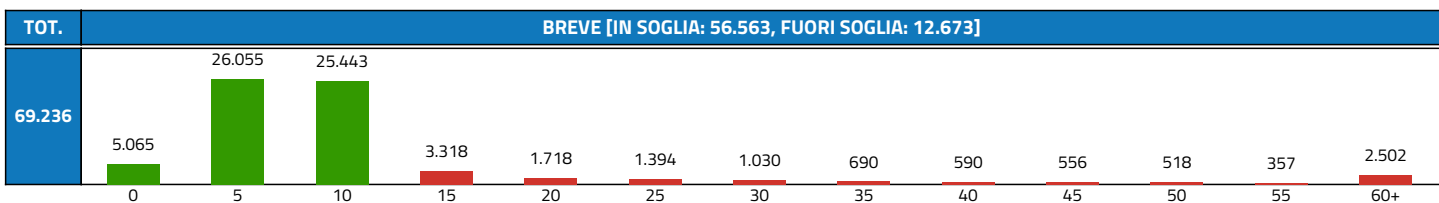
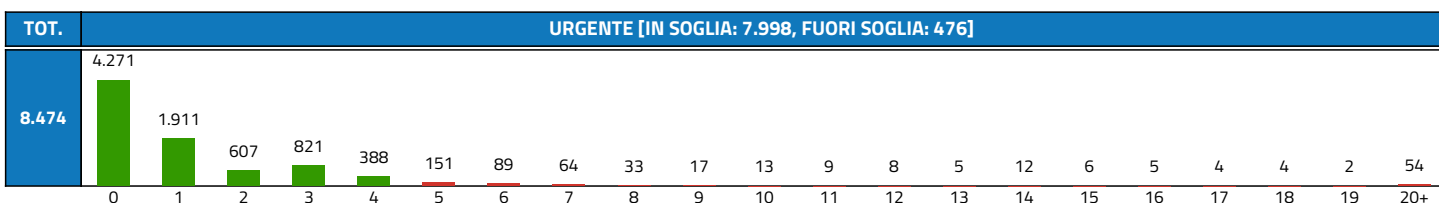
**ANNUALITA' 2025**  
ASL CHIETI

# RIEPILOGO COMPLESSIVO DATI

RIEPILOGO COMPLESSIVO DATI							
PRESTAZIONI	113	PREST. ANALIZZATE	113	RECORD	506.951	MONITORATI	328.566
ALPI	20.576	ACCESSI SUCCESSIVI	100.620	FUORI AMBITO GARANZIA	0	RIFIUTI / NON ACCETTATI	57.189

PRIMI ACCESSI ACCETTATI							
CLASSE	APP.	IN SOGLIA	FUORI	%	MEDIA	DEV.ST.	MAX
URGENTE	8.474	7.998	476	94,38%	2	8	335
BREVE	69.236	56.563	12.673	81,70%	11	21	446
DIFFERITA	160.939	127.850	33.089	79,44%	40	70	806
PROGRAMMATA	86.185	76.906	9.279	89,23%	47	84	819
NON INDICATA	3.732	3.567	165	95,58%	21	62	630

## DISTRIBUZIONE TEMPI DI ATTESA - TUTTE LE PRESTAZIONI



# PRENOTAZIONI FUORI SOGLIA PER CLASSE DI PRIORITA'

*Sono riportate le prenotazioni fuori soglia con maggiore tempo di attesa, ordinate in ordine decrescente di attesa e limitate alle prime 45 per ciascuna classe di priorita'.*



URGENTE			
#	PRENOTAZIONE	PRESTAZIONE	ATTESA
1	2298181/2025	89.7A.7 - PRIMA VISITA DERMATOLOGICA/ALLERGologica	335
2	2783152/2025	45.13 - ESOFAGOGASTRODUODENOSCOPIA [EGDS]	276
3	1200307/2025	89.7A.7 - PRIMA VISITA DERMATOLOGICA/ALLERGologica	267
4	936532/2025	89.7A.7 - PRIMA VISITA DERMATOLOGICA/ALLERGologica	212
5	1169328/2025	88.79.3 - ECOGRAFIA MUSCOLOTENDINEA E OSTEOARTICOLARE	168
6	852099/2025	88.73.1 - ECOGRAFIA BILATERALE DELLA MAMMELLA	147
7	852099/2025	87.37.1 - MAMMOGRAFIA BILATERALE	147
8	1662654/2025	89.26.1 - PRIMA VISITA GINECOLOGICA	119
9	247024/2025	89.7A.7 - PRIMA VISITA DERMATOLOGICA/ALLERGologica	98
10	2559662/2025	89.7 - PRIMA VISITA GERIATRICA	90
11	1838230/2025	89.7A.9 - PRIMA VISITA GASTROENTEROLOGICA	84
12	2752860/2025	89.7 - PRIMA VISITA GERIATRICA	84
13	2647930/2025	89.7A.7 - PRIMA VISITA DERMATOLOGICA/ALLERGologica	68
14	1701860/2025	89.7A.7 - PRIMA VISITA DERMATOLOGICA/ALLERGologica	65
15	387611/2025	88.73.1 - ECOGRAFIA BILATERALE DELLA MAMMELLA	58
16	387611/2025	87.37.1 - MAMMOGRAFIA BILATERALE	58
17	965447/2025	89.41 - TEST CARDIOVASCOLARE DA SFORZO CON CICLOERGOMETRO O CON PEDANA MOBILE	56
18	2748849/2025	87.44.1 - RX DEL TORACE	52
19	1804341/2025	88.94.4 - RM DELLA SPALLA	47
20	2192620/2025	89.7A.8 - PRIMA VISITA ENDOCRINOLOGICA*	47
21	1217435/2025	89.13 - PRIMA VISITA NEUROLOGICA	46
22	398634/2025	89.13 - PRIMA VISITA NEUROLOGICA	43
23	522578/2025	89.13 - PRIMA VISITA NEUROLOGICA	43
24	163781/2025	89.7B.7 - PRIMA VISITA ORTOPEDICA	43
25	1625190/2025	89.7A.7 - PRIMA VISITA DERMATOLOGICA/ALLERGologica	40
26	1636207/2025	89.7A.7 - PRIMA VISITA DERMATOLOGICA/ALLERGologica	39
27	242502/2025	89.13 - PRIMA VISITA NEUROLOGICA	33
28	374339/2025	89.13 - PRIMA VISITA NEUROLOGICA	32
29	2690674/2025	95.02 - PRIMA VISITA OCULISTICA	31
30	2181325/2025	88.01.5 - TC DELL'ADDOME COMPLETO	30
31	2470450/2025	89.7 - PRIMA VISITA REUMATOLOGICA	29
32	1731176/2025	89.7A.3 - PRIMA VISITA CARDIOLOGICA	28
33	2790192/2025	89.7A.3 - PRIMA VISITA CARDIOLOGICA	28
34	1784400/2025	89.7A.7 - PRIMA VISITA DERMATOLOGICA/ALLERGologica	28
35	2148103/2025	89.7A.9 - PRIMA VISITA GASTROENTEROLOGICA	28
36	2418640/2025	87.11.3 - ORTOPANORAMICA DELLE ARCATE DENTARIE	28
37	684042/2025	88.93.4 - RM DEL RACHIDE LOMBOSACRALE	28
38	2759483/2025	95.02 - PRIMA VISITA OCULISTICA	27
39	1544055/2025	89.13 - PRIMA VISITA NEUROLOGICA	26
40	2543768/2025	95.02 - PRIMA VISITA OCULISTICA	26
41	2729067/2025	89.7 - PRIMA VISITA EMATOLOGICA	26
42	1106686/2025	89.13 - PRIMA VISITA NEUROLOGICA	25
43	854748/2025	89.7 - PRIMA VISITA EMATOLOGICA	25
44	800590/2025	89.7B.7 - PRIMA VISITA ORTOPEDICA	24
45	819408/2025	89.7 - PRIMA VISITA EMATOLOGICA	23

BREVE			
#	PRENOTAZIONE	PRESTAZIONE	ATTESA
1	1820553/2025	88.95.4 - RM DI ADDOME INFERIORE E SCAVO PELVICO	446
2	1918065/2025	88.91.1 - RM DI ENCEFALO E TRONCO ENCEFALICO, GIUNZIONE CRANIO SPINALE E RELATIVO DISTRETTO	444
3	2347306/2025	88.79.3 - ECOGRAFIA MUSCOLOTENDINEA E OSTEOARTICOLARE	442
4	1702359/2025	88.95.4 - RM DI ADDOME INFERIORE E SCAVO PELVICO	430
5	2541313/2025	89.50 - ELETTROCARDIOGRAMMA DINAMICO (secondo Holter)	415
6	2666136/2025	89.50 - ELETTROCARDIOGRAMMA DINAMICO (secondo Holter)	404
7	1849458/2025	88.91.1 - RM DI ENCEFALO E TRONCO ENCEFALICO, GIUNZIONE CRANIO SPINALE E RELATIVO DISTRETTO	404
8	2748600/2025	89.50 - ELETTROCARDIOGRAMMA DINAMICO (secondo Holter)	401
9	2386272/2025	89.50 - ELETTROCARDIOGRAMMA DINAMICO (secondo Holter)	384
10	1893160/2025	88.91.1 - RM DI ENCEFALO E TRONCO ENCEFALICO, GIUNZIONE CRANIO SPINALE E RELATIVO DISTRETTO	384
11	2369236/2025	89.50 - ELETTROCARDIOGRAMMA DINAMICO (secondo Holter)	378
12	2216453/2025	89.50 - ELETTROCARDIOGRAMMA DINAMICO (secondo Holter)	370
13	1537079/2025	88.91.1 - RM DI ENCEFALO E TRONCO ENCEFALICO, GIUNZIONE CRANIO SPINALE E RELATIVO DISTRETTO	369
14	1953201/2025	89.7A.8 - PRIMA VISITA ENDOCRINOLOGICA*	364
15	1186420/2025	89.50 - ELETTROCARDIOGRAMMA DINAMICO (secondo Holter)	357
16	2289266/2025	89.37.1 - SPIROMETRIA SEMPLICE	356
17	2289266/2025	89.7B.9 - PRIMA VISITA PNEUMOLOGICA	356
18	1952995/2025	88.71.4 - DIAGNOSTICA ECOGRAFICA DEL CAPO E DEL COLLO	356
19	2115262/2025	89.50 - ELETTROCARDIOGRAMMA DINAMICO (secondo Holter)	355
20	1665512/2025	95.02 - PRIMA VISITA OCULISTICA	352
21	1022030/2025	89.50 - ELETTROCARDIOGRAMMA DINAMICO (secondo Holter)	349
22	1933469/2025	89.50 - ELETTROCARDIOGRAMMA DINAMICO (secondo Holter)	349
23	2007429/2025	89.50 - ELETTROCARDIOGRAMMA DINAMICO (secondo Holter)	347
24	1924456/2025	89.50 - ELETTROCARDIOGRAMMA DINAMICO (secondo Holter)	343
25	1373622/2025	95.02 - PRIMA VISITA OCULISTICA	343
26	2340124/2025	89.37.2 - SPIROMETRIA GLOBALE	336
27	1864311/2025	89.50 - ELETTROCARDIOGRAMMA DINAMICO (secondo Holter)	336
28	1648875/2025	88.95.4 - RM DI ADDOME INFERIORE E SCAVO PELVICO	334
29	1648875/2025	88.95.1 - RM DELL'ADDOME SUPERIORE	334
30	1846743/2025	89.50 - ELETTROCARDIOGRAMMA DINAMICO (secondo Holter)	333
31	1929116/2025	89.7C.2 - PRIMA VISITA UROLOGICA	333
32	2606398/2025	88.76.1 - ECOGRAFIA DELL'ADDOME COMPLETO	329
33	1681540/2025	89.50 - ELETTROCARDIOGRAMMA DINAMICO (secondo Holter)	326
34	2237057/2025	89.37.2 - SPIROMETRIA GLOBALE	326
35	2323922/2025	89.37.2 - SPIROMETRIA GLOBALE	324
36	995807/2025	89.50 - ELETTROCARDIOGRAMMA DINAMICO (secondo Holter)	324
37	932369/2025	89.7B.9 - PRIMA VISITA PNEUMOLOGICA	321
38	932369/2025	89.37.1 - SPIROMETRIA SEMPLICE	321
39	1790330/2025	89.50 - ELETTROCARDIOGRAMMA DINAMICO (secondo Holter)	320
40	881894/2025	89.50 - ELETTROCARDIOGRAMMA DINAMICO (secondo Holter)	314
41	2582736/2025	89.7B.9 - PRIMA VISITA PNEUMOLOGICA	314
42	2365028/2025	89.7C.2 - PRIMA VISITA UROLOGICA	313
43	509110/2025	95.02 - PRIMA VISITA OCULISTICA	311
44	870115/2025	89.50 - ELETTROCARDIOGRAMMA DINAMICO (secondo Holter)	308
45	1959175/2025	89.7A.7 - PRIMA VISITA DERMATOLOGICA/ALLERGOLOGICA	307

DIFFERITA			
#	PRENOTAZIONE	PRESTAZIONE	ATTESA
1	2755915/2025	88.73.1 - ECOGRAFIA BILATERALE DELLA MAMMELLA	806
2	2755915/2025	87.37.1 - MAMMOGRAFIA BILATERALE	806
3	2539424/2025	88.73.1 - ECOGRAFIA BILATERALE DELLA MAMMELLA	795
4	2539424/2025	87.37.1 - MAMMOGRAFIA BILATERALE	795
5	2672277/2025	89.7A.3 - PRIMA VISITA CARDIOLOGICA	722
6	2360739/2025	88.73.1 - ECOGRAFIA BILATERALE DELLA MAMMELLA	707
7	2720544/2025	88.93.4 - RM DEL RACHIDE LOMBOSACRALE	698
8	2720544/2025	88.94.A - RM DEL BACINO	698
9	2720113/2025	88.93.4 - RM DEL RACHIDE LOMBOSACRALE	694
10	2720113/2025	88.94.B - RM ARTICOLAZIONE COXOFEMORALE MONO E/O BILATERALE	694
11	2639701/2025	88.93.4 - RM DEL RACHIDE LOMBOSACRALE	683
12	2687635/2025	88.91.1 - RM DI ENCEFALO E TRONCO ENCEFALICO, GIUNZIONE CRANIO SPINALE E RELATIVO DISTRETTO	682
13	2679540/2025	88.91.1 - RM DI ENCEFALO E TRONCO ENCEFALICO, GIUNZIONE CRANIO SPINALE E RELATIVO DISTRETTO	679
14	2679540/2025	88.93.2 - RM DEL RACHIDE CERVICALE	679
15	2683929/2025	88.93.4 - RM DEL RACHIDE LOMBOSACRALE	676
16	2671228/2025	88.91.1 - RM DI ENCEFALO E TRONCO ENCEFALICO, GIUNZIONE CRANIO SPINALE E RELATIVO DISTRETTO	673
17	2680356/2025	88.91.1 - RM DI ENCEFALO E TRONCO ENCEFALICO, GIUNZIONE CRANIO SPINALE E RELATIVO DISTRETTO	673
18	2668097/2025	88.91.1 - RM DI ENCEFALO E TRONCO ENCEFALICO, GIUNZIONE CRANIO SPINALE E RELATIVO DISTRETTO	670
19	2667160/2025	88.91.1 - RM DI ENCEFALO E TRONCO ENCEFALICO, GIUNZIONE CRANIO SPINALE E RELATIVO DISTRETTO	667
20	2667113/2025	88.93.2 - RM DEL RACHIDE CERVICALE	667
21	2663726/2025	88.94.B - RM ARTICOLAZIONE COXOFEMORALE MONO E/O BILATERALE	667
22	2663726/2025	88.94.A - RM DEL BACINO	667
23	2663573/2025	88.94.A - RM DEL BACINO	664
24	2691802/2025	88.91.1 - RM DI ENCEFALO E TRONCO ENCEFALICO, GIUNZIONE CRANIO SPINALE E RELATIVO DISTRETTO	661
25	2659611/2025	88.93.3 - RM DEL RACHIDE DORSALE	660
26	2659611/2025	88.93.4 - RM DEL RACHIDE LOMBOSACRALE	660
27	2678055/2025	88.93.4 - RM DEL RACHIDE LOMBOSACRALE	659
28	2678055/2025	88.94.A - RM DEL BACINO	659
29	2659353/2025	88.93.2 - RM DEL RACHIDE CERVICALE	657
30	2659352/2025	88.91.1 - RM DI ENCEFALO E TRONCO ENCEFALICO, GIUNZIONE CRANIO SPINALE E RELATIVO DISTRETTO	654
31	2658083/2025	88.93.4 - RM DEL RACHIDE LOMBOSACRALE	653
32	2679520/2025	88.91.1 - RM DI ENCEFALO E TRONCO ENCEFALICO, GIUNZIONE CRANIO SPINALE E RELATIVO DISTRETTO	652
33	2649381/2025	88.93.2 - RM DEL RACHIDE CERVICALE	649
34	2649381/2025	88.93.4 - RM DEL RACHIDE LOMBOSACRALE	649
35	2645389/2025	88.93.2 - RM DEL RACHIDE CERVICALE	647
36	2645152/2025	88.93.4 - RM DEL RACHIDE LOMBOSACRALE	644
37	2644693/2025	88.91.1 - RM DI ENCEFALO E TRONCO ENCEFALICO, GIUNZIONE CRANIO SPINALE E RELATIVO DISTRETTO	640
38	2644102/2025	88.93.4 - RM DEL RACHIDE LOMBOSACRALE	640
39	2638887/2025	88.91.1 - RM DI ENCEFALO E TRONCO ENCEFALICO, GIUNZIONE CRANIO SPINALE E RELATIVO DISTRETTO	637
40	2643089/2025	88.91.1 - RM DI ENCEFALO E TRONCO ENCEFALICO, GIUNZIONE CRANIO SPINALE E RELATIVO DISTRETTO	637
41	2643101/2025	88.93.4 - RM DEL RACHIDE LOMBOSACRALE	636
42	2638800/2025	88.91.1 - RM DI ENCEFALO E TRONCO ENCEFALICO, GIUNZIONE CRANIO SPINALE E RELATIVO DISTRETTO	634
43	2640592/2025	88.93.4 - RM DEL RACHIDE LOMBOSACRALE	633
44	2637464/2025	88.93.4 - RM DEL RACHIDE LOMBOSACRALE	630
45	2635512/2025	88.91.1 - RM DI ENCEFALO E TRONCO ENCEFALICO, GIUNZIONE CRANIO SPINALE E RELATIVO DISTRETTO	627

PROGRAMMATTA			
#	PRENOTAZIONE	PRESTAZIONE	ATTESA
1	2601788/2025	88.73.1 - ECOGRAFIA BILATERALE DELLA MAMMELLA	819
2	2601788/2025	87.37.1 - MAMMOGRAFIA BILATERALE	819
3	2605654/2025	88.73.1 - ECOGRAFIA BILATERALE DELLA MAMMELLA	812
4	2605654/2025	87.37.1 - MAMMOGRAFIA BILATERALE	812
5	2572121/2025	88.73.1 - ECOGRAFIA BILATERALE DELLA MAMMELLA	810
6	2572121/2025	87.37.1 - MAMMOGRAFIA BILATERALE	810
7	2771524/2025	88.73.1 - ECOGRAFIA BILATERALE DELLA MAMMELLA	807
8	2771524/2025	87.37.1 - MAMMOGRAFIA BILATERALE	807
9	2518633/2025	87.37.1 - MAMMOGRAFIA BILATERALE	803
10	1232237/2025	88.72.2 - ECO(COLOR)DOPPLERGRAFIA CARDIACA a riposo	799
11	2582394/2025	88.73.1 - ECOGRAFIA BILATERALE DELLA MAMMELLA	796
12	2582394/2025	87.37.1 - MAMMOGRAFIA BILATERALE	796
13	2467865/2025	88.73.1 - ECOGRAFIA BILATERALE DELLA MAMMELLA	795
14	2470347/2025	88.73.1 - ECOGRAFIA BILATERALE DELLA MAMMELLA	795
15	2467865/2025	87.37.1 - MAMMOGRAFIA BILATERALE	795
16	2470347/2025	87.37.1 - MAMMOGRAFIA BILATERALE	795
17	2529804/2025	88.73.1 - ECOGRAFIA BILATERALE DELLA MAMMELLA	791
18	2529804/2025	87.37.1 - MAMMOGRAFIA BILATERALE	791
19	2448913/2025	88.73.1 - ECOGRAFIA BILATERALE DELLA MAMMELLA	790
20	2448913/2025	87.37.1 - MAMMOGRAFIA BILATERALE	790
21	2391340/2025	88.73.1 - ECOGRAFIA BILATERALE DELLA MAMMELLA	768
22	2391340/2025	87.37.1 - MAMMOGRAFIA BILATERALE	768
23	2410908/2025	88.73.1 - ECOGRAFIA BILATERALE DELLA MAMMELLA	767
24	2410908/2025	87.37.1 - MAMMOGRAFIA BILATERALE	767
25	1584180/2025	88.72.2 - ECO(COLOR)DOPPLERGRAFIA CARDIACA a riposo	751
26	2366762/2025	88.73.1 - ECOGRAFIA BILATERALE DELLA MAMMELLA	750
27	2366762/2025	87.37.1 - MAMMOGRAFIA BILATERALE	750
28	2576214/2025	88.73.1 - ECOGRAFIA BILATERALE DELLA MAMMELLA	743
29	2576214/2025	87.37.1 - MAMMOGRAFIA BILATERALE	743
30	2436463/2025	88.73.1 - ECOGRAFIA BILATERALE DELLA MAMMELLA	738
31	2436463/2025	87.37.1 - MAMMOGRAFIA BILATERALE	738
32	2434391/2025	88.73.1 - ECOGRAFIA BILATERALE DELLA MAMMELLA	736
33	2434391/2025	87.37.2 - MAMMOGRAFIA MONOLATERALE	736
34	2113783/2025	89.7A.7 - PRIMA VISITA DERMATOLOGICA/ALLERGologica	730
35	2404967/2025	88.73.1 - ECOGRAFIA BILATERALE DELLA MAMMELLA	729
36	2404967/2025	87.37.1 - MAMMOGRAFIA BILATERALE	729
37	2267472/2025	87.37.1 - MAMMOGRAFIA BILATERALE	721
38	2629103/2025	45.13 - ESOFAGOGASTRODUODENOSCOPIA [EGDS]	717
39	2377180/2025	88.73.1 - ECOGRAFIA BILATERALE DELLA MAMMELLA	715
40	2184261/2025	88.73.1 - ECOGRAFIA BILATERALE DELLA MAMMELLA	704
41	2184261/2025	87.37.1 - MAMMOGRAFIA BILATERALE	704
42	2321897/2025	87.37.1 - MAMMOGRAFIA BILATERALE	697
43	2295352/2025	88.73.1 - ECOGRAFIA BILATERALE DELLA MAMMELLA	693
44	2014701/2025	45.23 - COLONSCOPIA TOTALE CON ENDOSCOPIO FLESSIBILE	667
45	1197656/2025	89.7A.7 - PRIMA VISITA DERMATOLOGICA/ALLERGologica	664

NON INDICATA			
#	PRENOTAZIONE	PRESTAZIONE	ATTESA
1	843804/2025	88.76.1 - ECOGRAFIA DELL'ADDOME COMPLETO	630
2	777542/2025	88.71.4 - DIAGNOSTICA ECOGRAFICA DEL CAPO E DEL COLLO	629
3	705792/2025	88.74.1 - ECOGRAFIA DELL'ADDOME SUPERIORE	616
4	614168/2025	88.76.1 - ECOGRAFIA DELL'ADDOME COMPLETO	613
5	194915/2025	88.74.1 - ECOGRAFIA DELL'ADDOME SUPERIORE	605
6	703390/2025	88.74.1 - ECOGRAFIA DELL'ADDOME SUPERIORE	597
7	1203430/2025	88.74.1 - ECOGRAFIA DELL'ADDOME SUPERIORE	595
8	1450676/2025	88.73.1 - ECOGRAFIA BILATERALE DELLA MAMMELLA	577
9	1183452/2025	88.71.4 - DIAGNOSTICA ECOGRAFICA DEL CAPO E DEL COLLO	568
10	1609858/2025	88.76.1 - ECOGRAFIA DELL'ADDOME COMPLETO	567
11	1606121/2025	88.79.3 - ECOGRAFIA MUSCOLOTENDINEA E OSTEOARTICOLARE	563
12	1392693/2025	88.75.1 - ECOGRAFIA DELL'ADDOME INFERIORE	558
13	1369920/2025	88.76.1 - ECOGRAFIA DELL'ADDOME COMPLETO	545
14	57236/2025	88.79.3 - ECOGRAFIA MUSCOLOTENDINEA E OSTEOARTICOLARE	536
15	513122/2025	88.79.3 - ECOGRAFIA MUSCOLOTENDINEA E OSTEOARTICOLARE	533
16	56888/2025	88.73.1 - ECOGRAFIA BILATERALE DELLA MAMMELLA	531
17	341659/2025	88.76.1 - ECOGRAFIA DELL'ADDOME COMPLETO	519
18	1998077/2025	88.71.4 - DIAGNOSTICA ECOGRAFICA DEL CAPO E DEL COLLO	517
19	2549885/2025	88.76.1 - ECOGRAFIA DELL'ADDOME COMPLETO	479
20	1494493/2025	88.74.1 - ECOGRAFIA DELL'ADDOME SUPERIORE	479
21	1212207/2025	88.76.1 - ECOGRAFIA DELL'ADDOME COMPLETO	426
22	1244237/2025	88.76.1 - ECOGRAFIA DELL'ADDOME COMPLETO	387
23	1704853/2025	89.37.2 - SPIROMETRIA GLOBALE	378
24	1789550/2025	89.37.2 - SPIROMETRIA GLOBALE	378
25	1877442/2025	89.37.1 - SPIROMETRIA SEMPLICE	378
26	1419311/2025	89.37.2 - SPIROMETRIA GLOBALE	377
27	1015400/2025	88.71.4 - DIAGNOSTICA ECOGRAFICA DEL CAPO E DEL COLLO	373
28	1411551/2025	89.37.2 - SPIROMETRIA GLOBALE	371
29	776223/2025	88.71.4 - DIAGNOSTICA ECOGRAFICA DEL CAPO E DEL COLLO	365
30	1362253/2025	88.73.2 - ECOGRAFIA MONOLATERALE DELLA MAMMELLA	365
31	1163896/2025	89.37.2 - SPIROMETRIA GLOBALE	348
32	859842/2025	88.73.1 - ECOGRAFIA BILATERALE DELLA MAMMELLA	347
33	1737964/2025	88.79.3 - ECOGRAFIA MUSCOLOTENDINEA E OSTEOARTICOLARE	342
34	420376/2025	88.74.1 - ECOGRAFIA DELL'ADDOME SUPERIORE	334
35	1035311/2025	89.37.2 - SPIROMETRIA GLOBALE	327
36	1912211/2025	88.79.3 - ECOGRAFIA MUSCOLOTENDINEA E OSTEOARTICOLARE	314
37	752158/2025	89.37.1 - SPIROMETRIA SEMPLICE	309
38	1910934/2025	89.37.2 - SPIROMETRIA GLOBALE	298
39	1914906/2025	89.7A.7 - PRIMA VISITA DERMATOLOGICA/ALLERGOLOGICA	293
40	1715779/2025	89.7B.9 - PRIMA VISITA PNEUMOLOGICA	290
41	1818711/2025	89.37.2 - SPIROMETRIA GLOBALE	288
42	1000088/2025	88.73.1 - ECOGRAFIA BILATERALE DELLA MAMMELLA	288
43	2020508/2025	89.7B.9 - PRIMA VISITA PNEUMOLOGICA	287
44	1680919/2025	89.7A.7 - PRIMA VISITA DERMATOLOGICA/ALLERGOLOGICA	287
45	1846952/2025	89.7A.7 - PRIMA VISITA DERMATOLOGICA/ALLERGOLOGICA	287

## DETTAGLIO PRESTAZIONI

REGIONE  
ABRUZZO

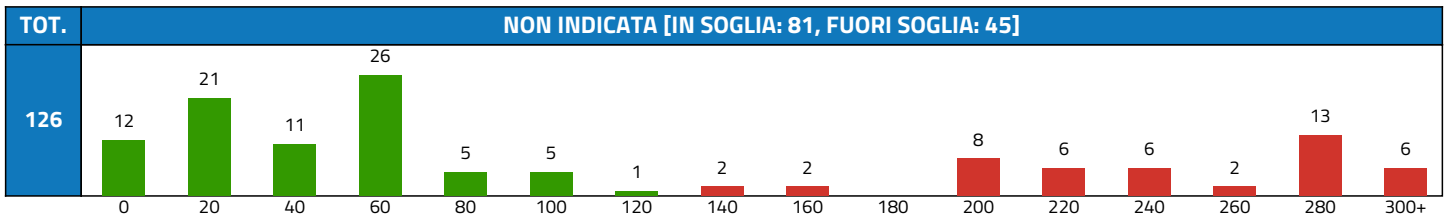
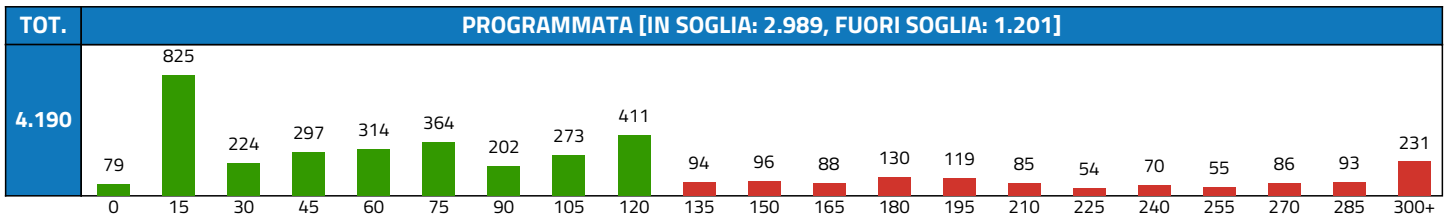
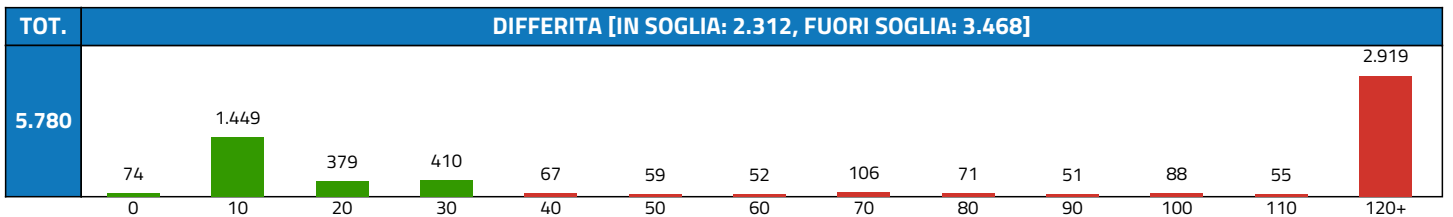
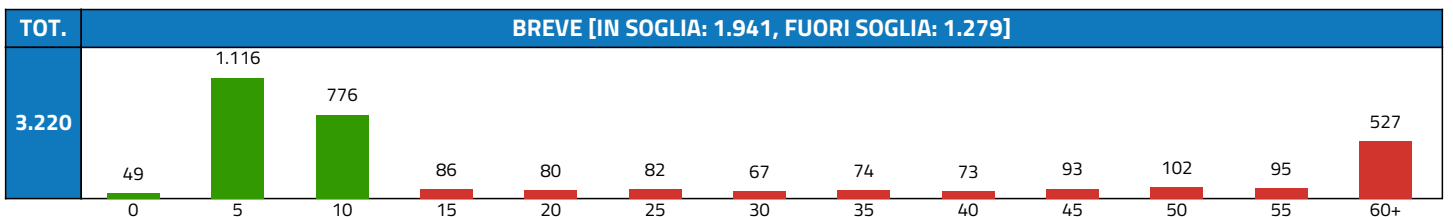
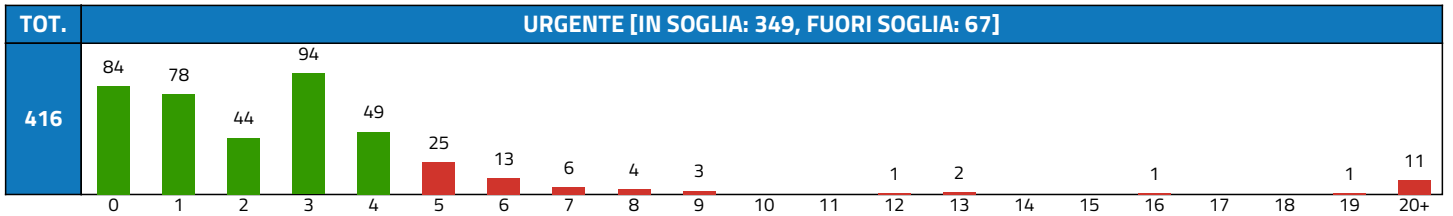


REGIONE ABRUZZO  
RUAS

✉ marco.scorrano@regione.abruzzo.it  
PEC ruas@pec.regione.abruzzo.it

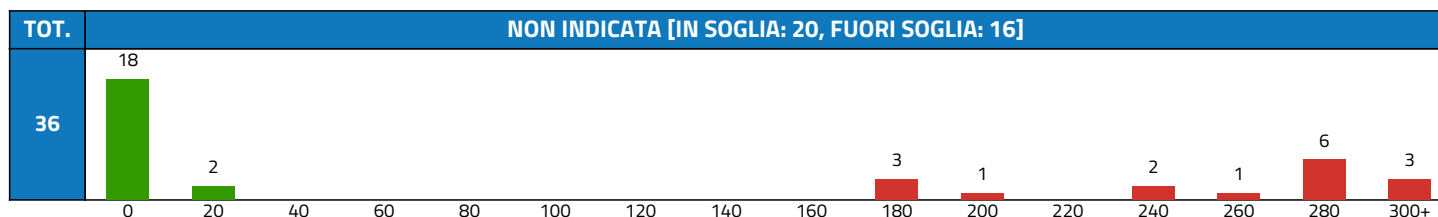
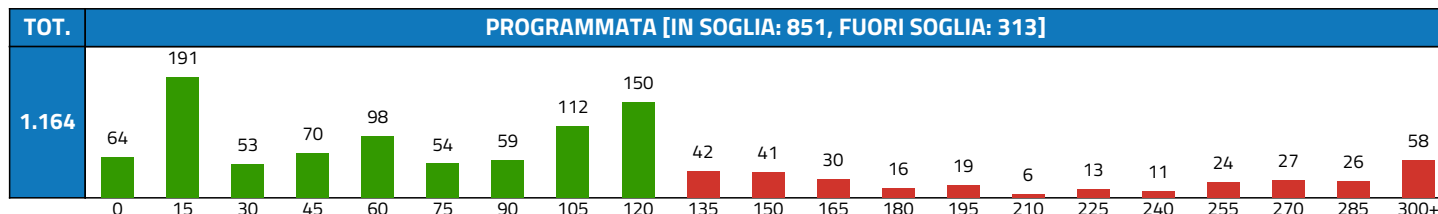
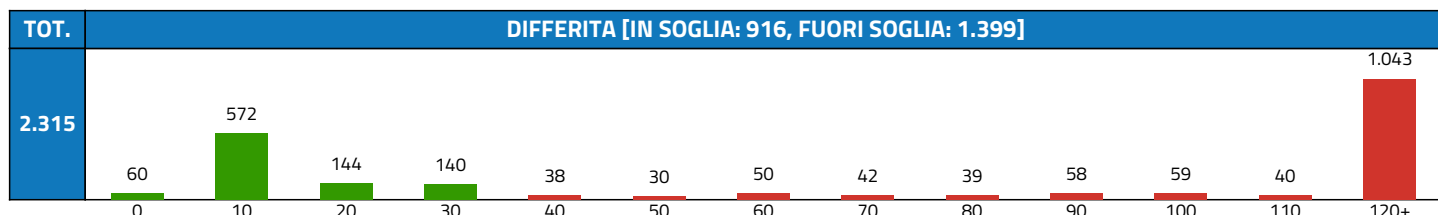
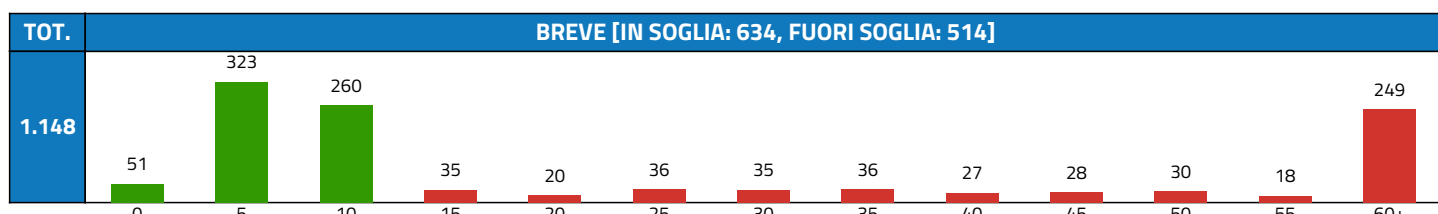
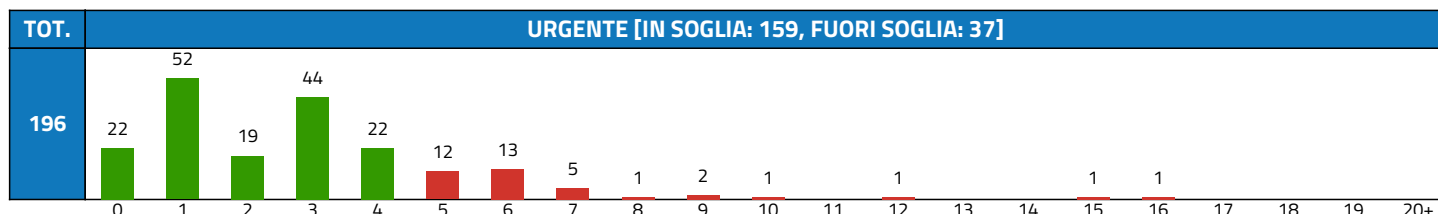
## 89.7A.7 - PRIMA VISITA DERMATOLOGICA/ALLERGOLOGICA

APP.	IN SOGLIA	FUORI	%	MEDIA	DEV.ST.	CRIT.	
13.732	7.672	6.060	55,87%	90	102	274,77	
CLASSE	APP.	IN SOGLIA	FUORI	%	MEDIA	DEV.ST.	MAX
URGENTE	416	349	67	83,89%	5	24	335
BREVE	3.220	1.941	1.279	60,28%	28	40	307
DIFFERITA	5.780	2.312	3.468	40,00%	123	115	603
PROGRAMMATA	4.190	2.989	1.201	71,34%	100	93	730
NON INDICATA	126	81	45	64,29%	106	102	293



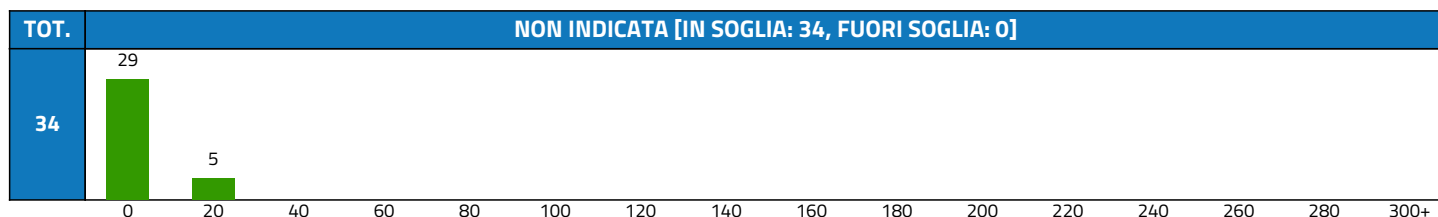

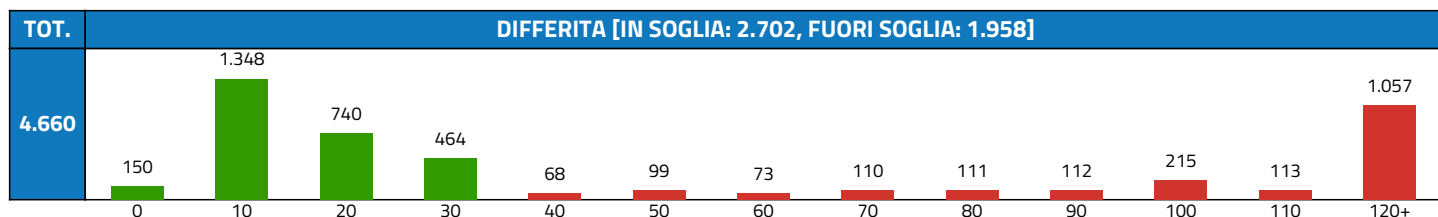
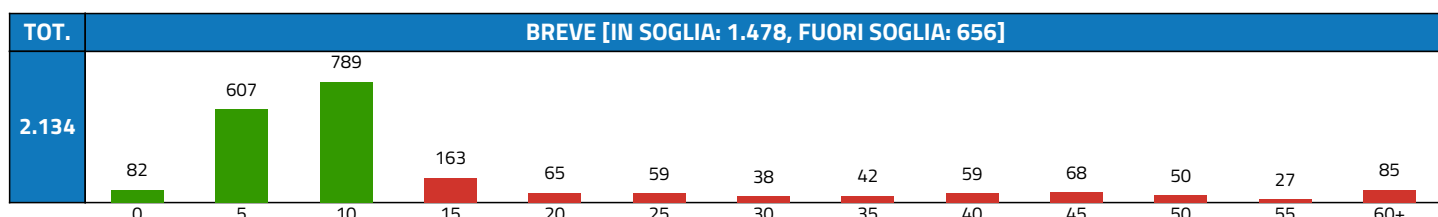
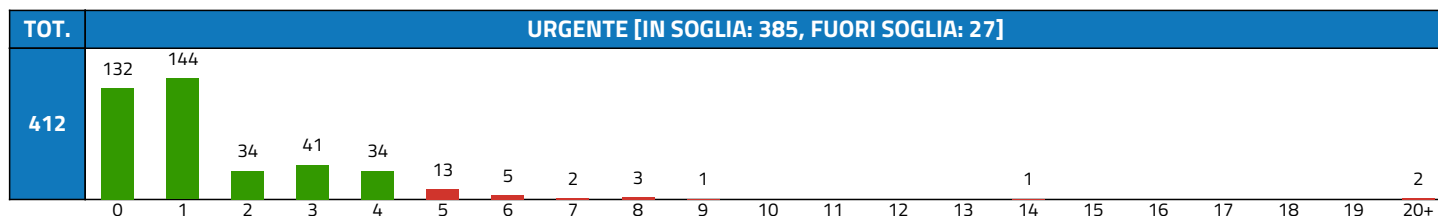
## 89.7B.9 - PRIMA VISITA PNEUMOLOGICA

APP.	IN SOGLIA	FUORI	%	MEDIA	DEV.ST.	CRIT.	
4.859	2.580	2.279	53,10%	88	102	102,42	
CLASSE	APP.	IN SOGLIA	FUORI	%	MEDIA	DEV.ST.	MAX
URGENTE	196	159	37	81,12%	3	3	16
BREVE	1.148	634	514	55,23%	29	40	356
DIFFERITA	2.315	916	1.399	39,57%	117	114	491
PROGRAMMATA	1.164	851	313	73,11%	100	95	486
NON INDICATA	36	20	16	55,56%	110	125	290



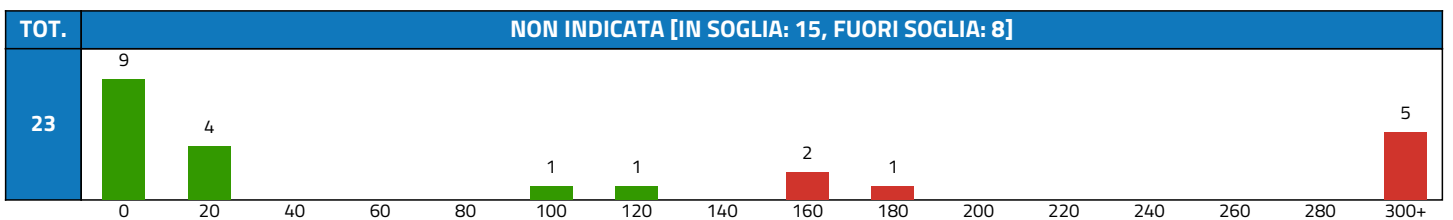
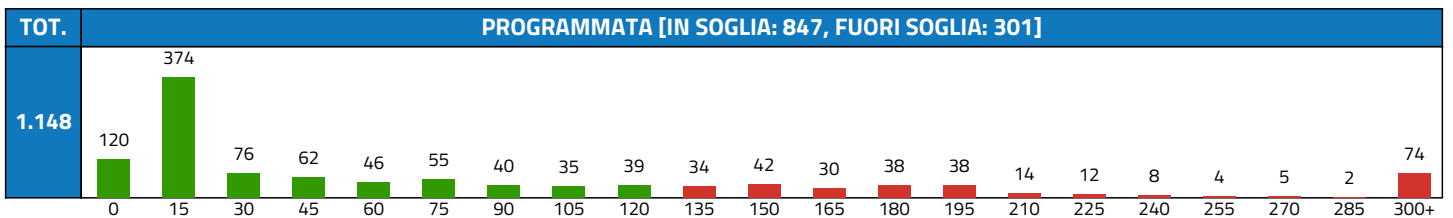
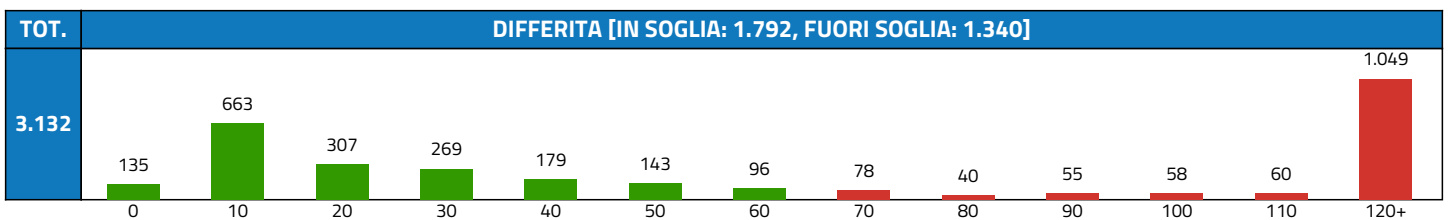
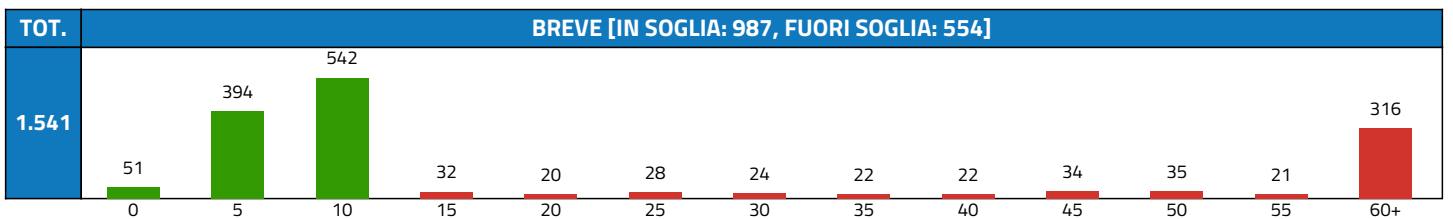
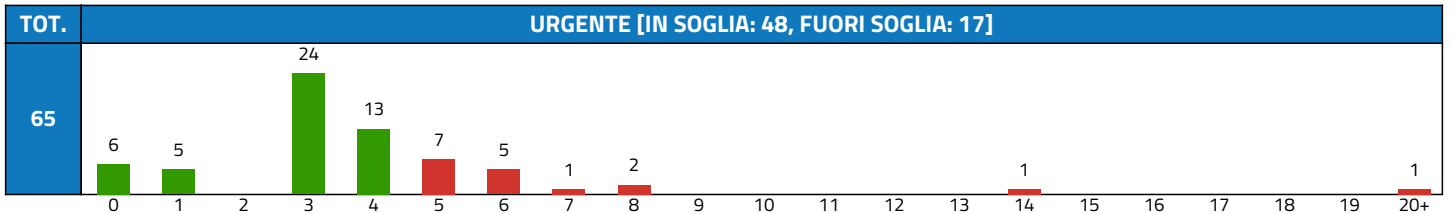
## 89.7B.7 - PRIMA VISITA ORTOPEDICA

APP.	IN SOGLIA	FUORI	%	MEDIA	DEV.ST.	CRIT.	
9.767	7.047	2.720	72,15%	37	48	69,98	
CLASSE	APP.	IN SOGLIA	FUORI	%	MEDIA	DEV.ST.	MAX
URGENTE	412	385	27	93,45%	2	3	43
BREVE	2.134	1.478	656	69,26%	14	17	137
DIFFERITA	4.660	2.702	1.958	57,98%	53	57	272
PROGRAMMATA	2.527	2.448	79	96,87%	33	36	330
NON INDICATA	34	34	0	100,00%	0	1	3



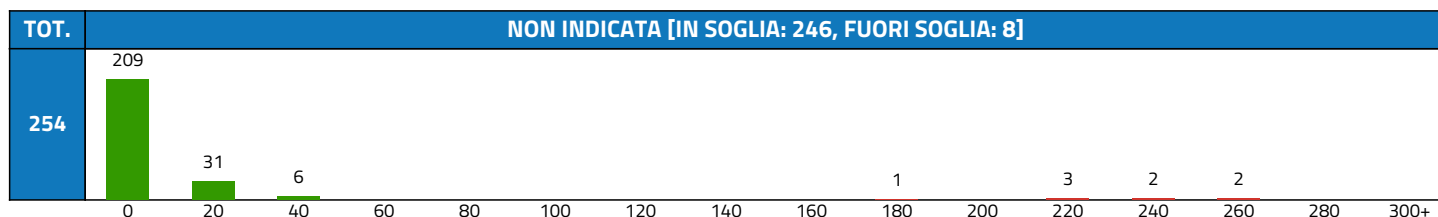

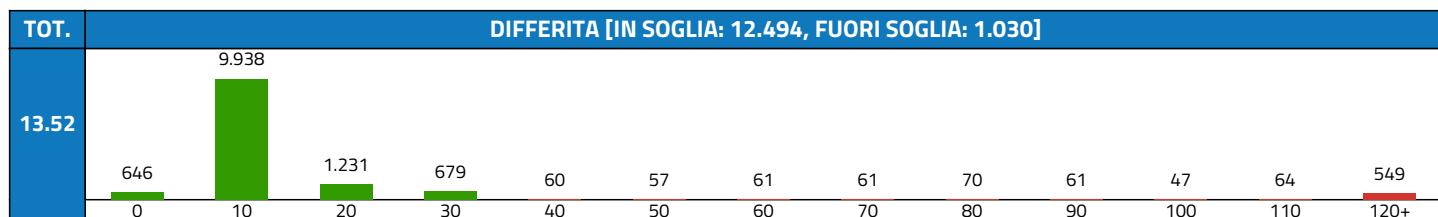
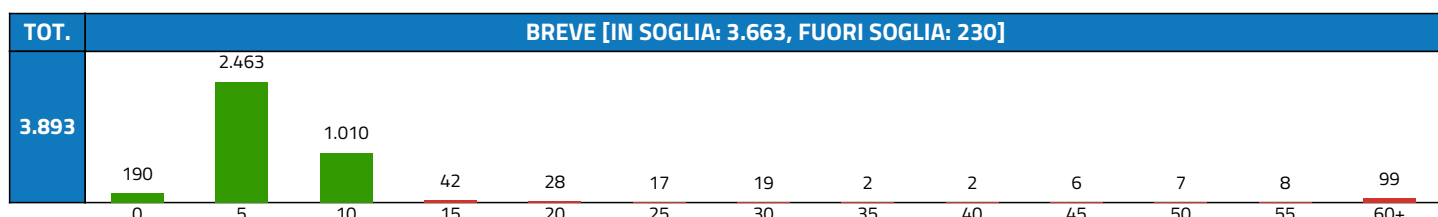
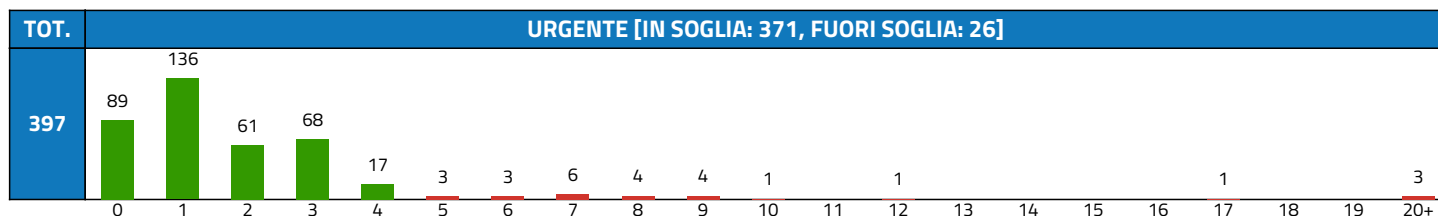
## 88.79.3 - ECOGRAFIA MUSCOLOTENDINEA E OSTEOARTICOLARE

APP.	IN SOGLIA	FUORI	%	MEDIA	DEV.ST.	CRIT.	
5.909	3.689	2.220	62,43%	67	85	57,36	
CLASSE	APP.	IN SOGLIA	FUORI	%	MEDIA	DEV.ST.	MAX
URGENTE	65	48	17	73,85%	6	20	168
BREVE	1.541	987	554	64,05%	26	34	442
DIFFERITA	3.132	1.792	1.340	57,22%	85	91	443
PROGRAMMATA	1.148	847	301	73,78%	76	95	464
NON INDICATA	23	15	8	65,22%	129	188	563



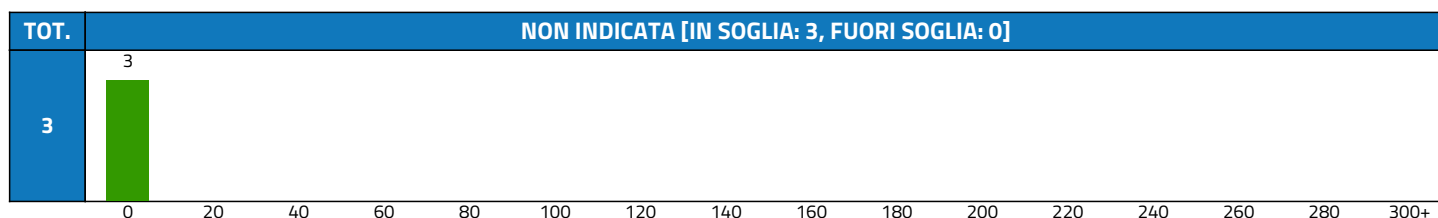
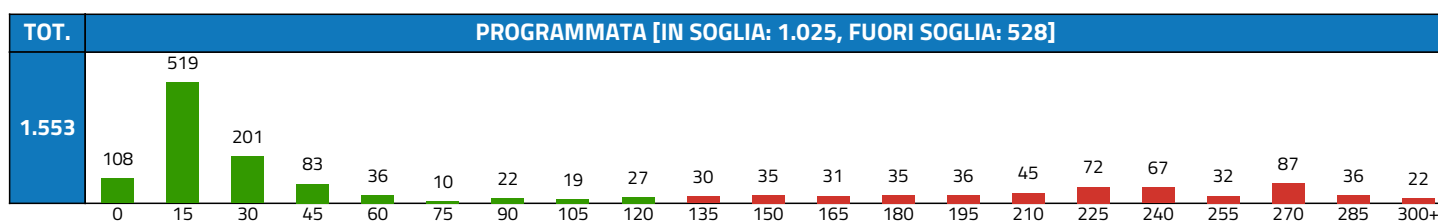
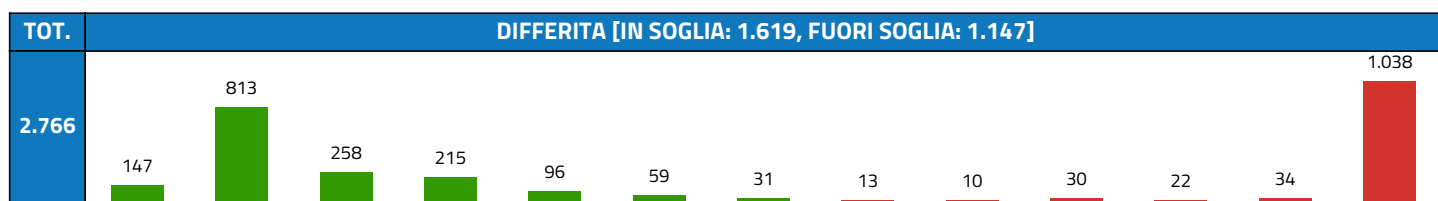
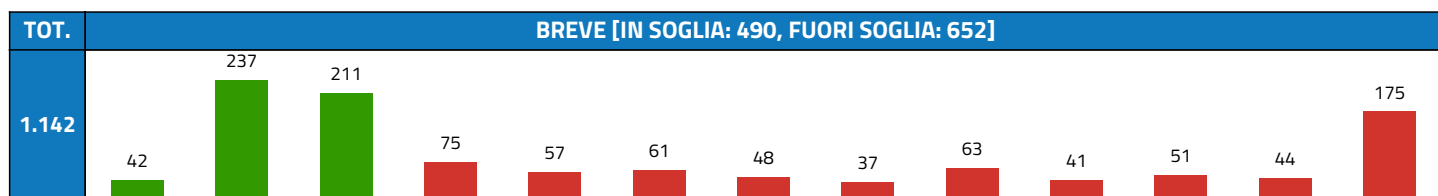
## 95.02 - PRIMA VISITA OCULISTICA

APP.	IN SOGLIA	FUORI	%	MEDIA	DEV.ST.	CRIT.	
27.307	25.441	1.866	93,17%	18	49	54,72	
CLASSE	APP.	IN SOGLIA	FUORI	%	MEDIA	DEV.ST.	MAX
URGENTE	397	371	26	93,45%	2	3	31
BREVE	3.893	3.663	230	94,09%	7	19	352
DIFFERITA	13.524	12.494	1.030	92,38%	16	44	573
PROGRAMMATA	9.239	8.667	572	93,81%	26	62	599
NON INDICATA	254	246	8	96,85%	8	39	247



### 45.23 - COLONSCOPIA TOTALE CON ENDOSCOPIO FLESSIBILE

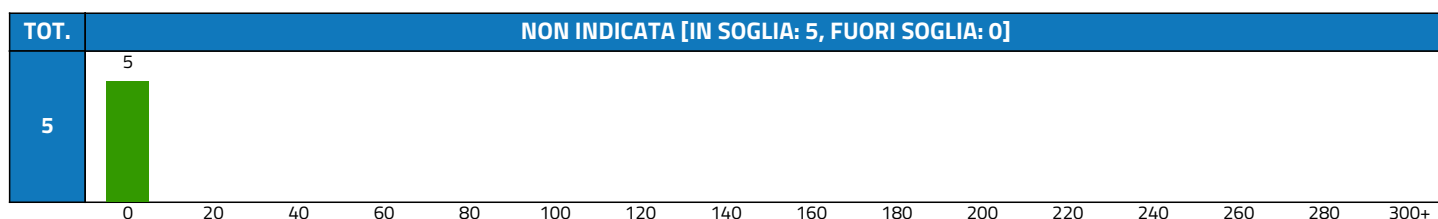
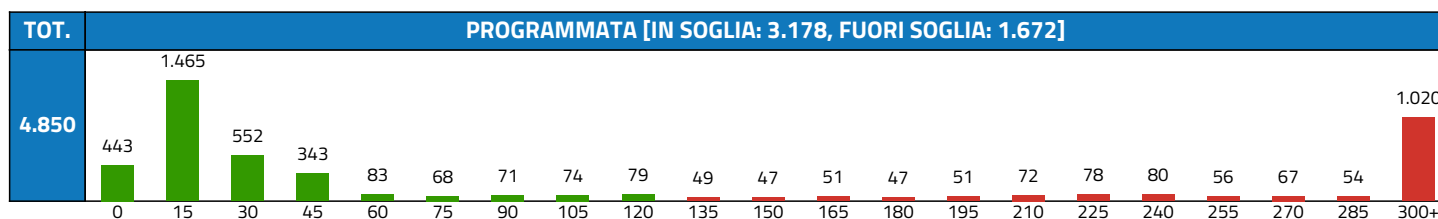
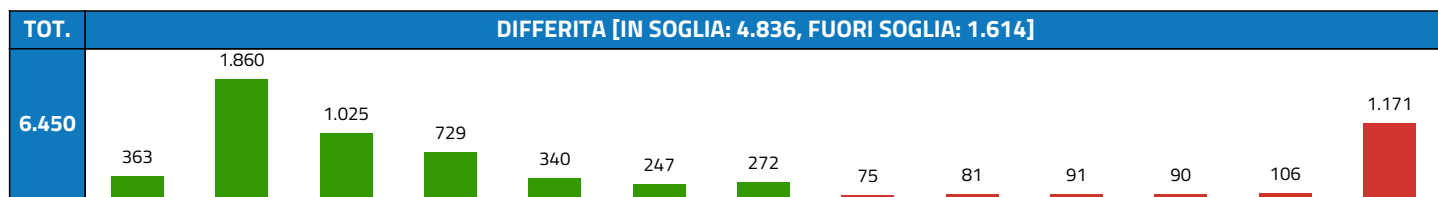
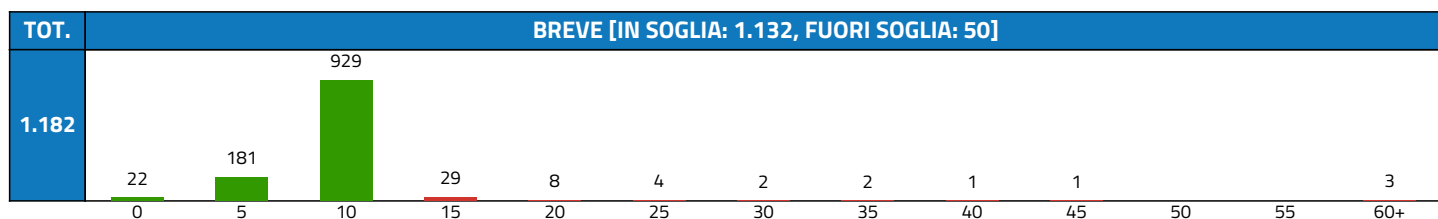
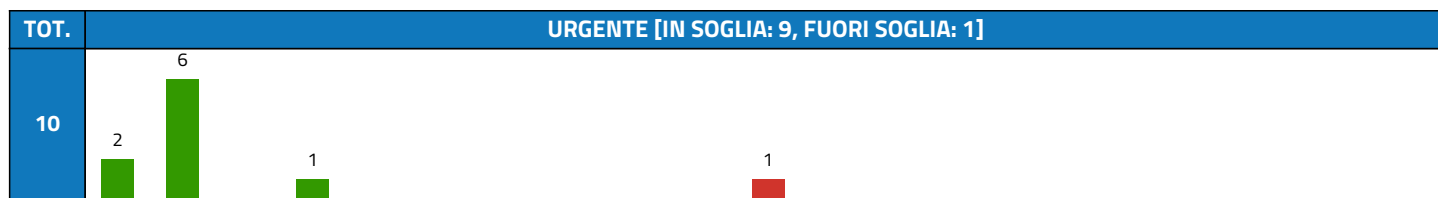
APP.	IN SOGLIA	FUORI	%	MEDIA	DEV.ST.	CRIT.	
5.464	3.137	2.327	57,41%	76	96	50,96	
CLASSE	APP.	IN SOGLIA	FUORI	%	MEDIA	DEV.ST.	MAX
BREVE	1.142	490	652	42,91%	25	23	119
DIFFERITA	2.766	1.619	1.147	58,53%	91	102	403
PROGRAMMATA	1.553	1.025	528	66,00%	88	105	667
NON INDICATA	3	3	0	100,00%	0	0	0



### 88.73.5 - ECO(COLOR)DOPPLERGRAFIA DEI TRONCHI SOVRAAORTICI

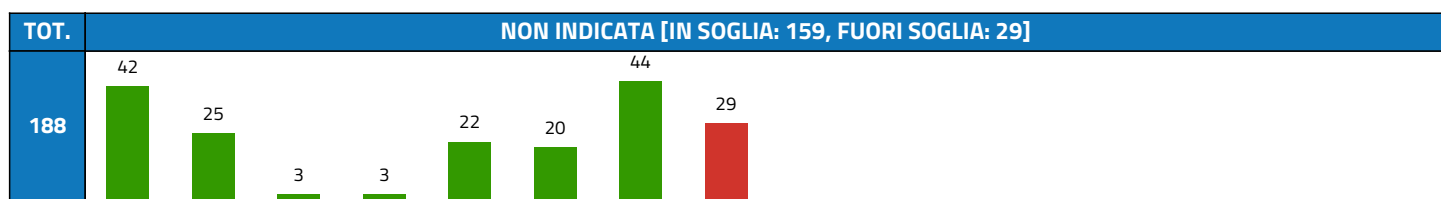
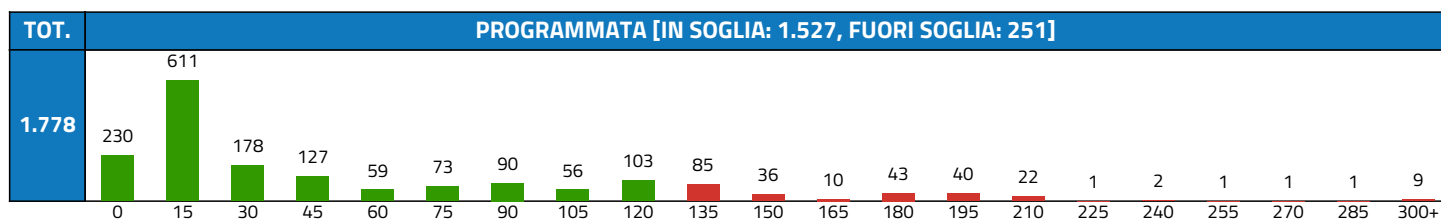
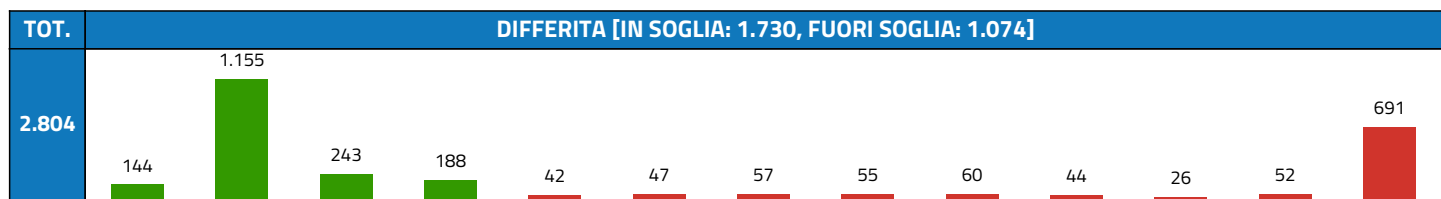
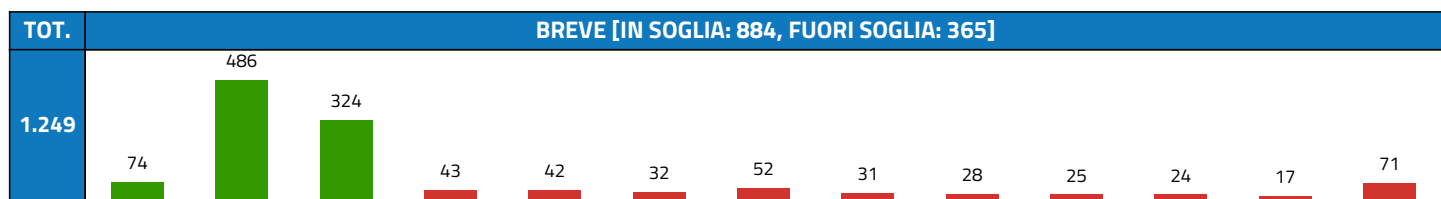
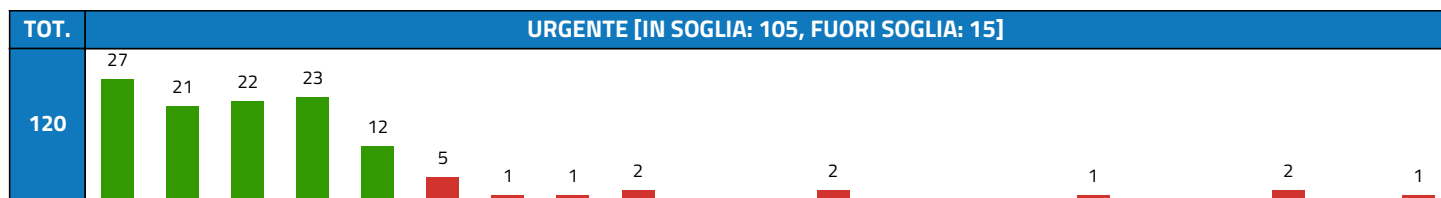
APP.	IN SOGLIA	FUORI	%	MEDIA	DEV.ST.	CRIT.	
12.497	9.160	3.337	73,30%	73	113	50,26	
CLASSE	APP.	IN SOGLIA	FUORI	%	MEDIA	DEV.ST.	MAX
URGENTE	10	9	1	90,00%	2	3	10
BREVE	1.182	1.132	50	95,77%	7	9	218
DIFFERITA	6.450	4.836	1.614	74,98%	48	60	392
PROGRAMMATA	4.850	3.178	1.672	65,53%	122	155	546
NON INDICATA	5	5	0	100,00%	0	0	0





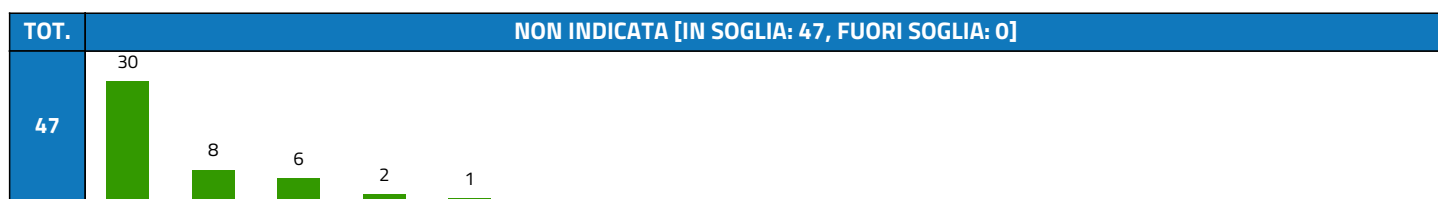
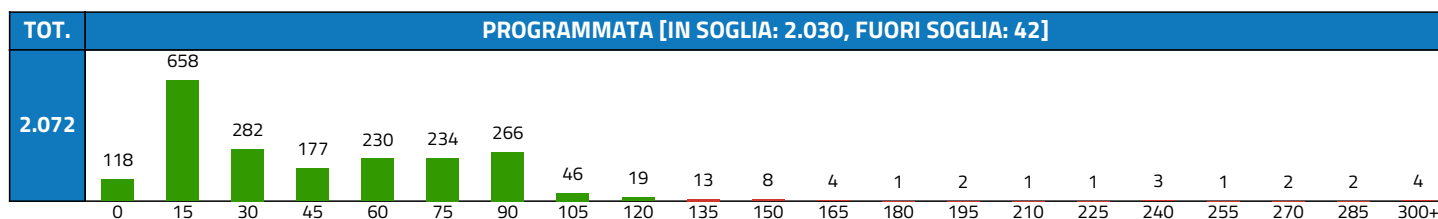
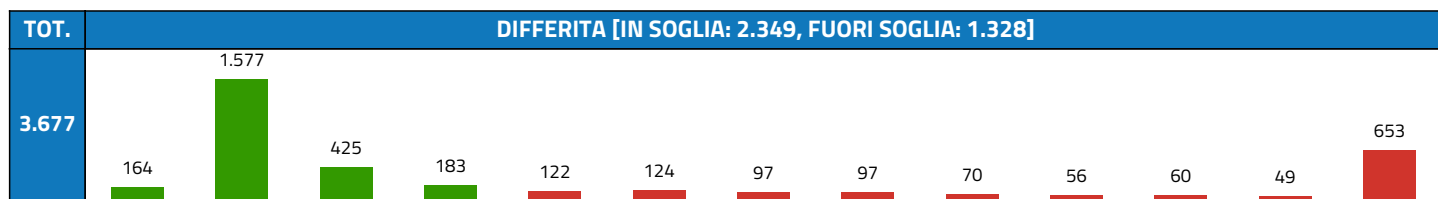
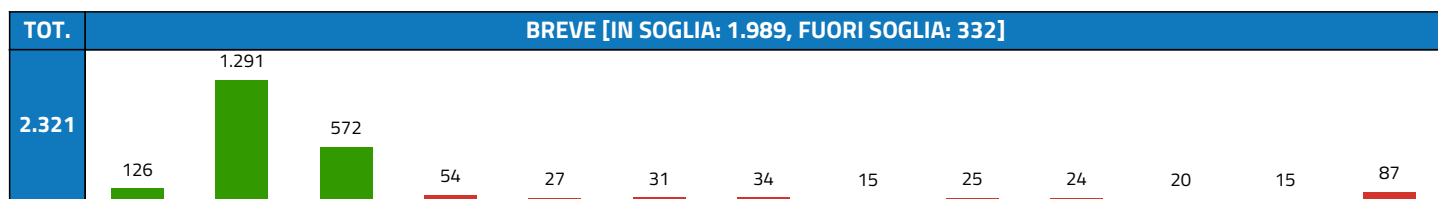
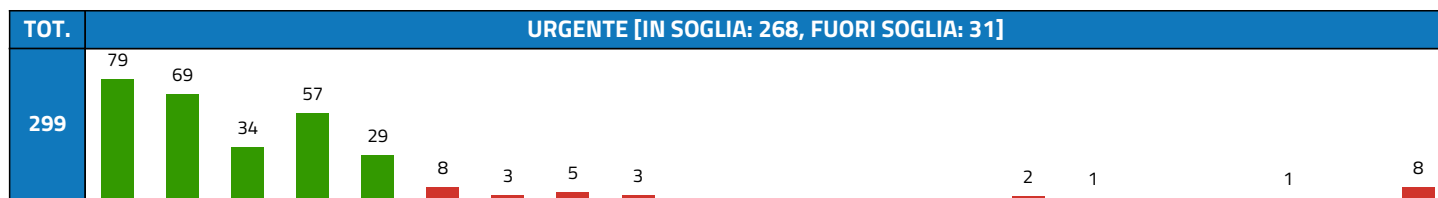
89.26.1 - PRIMA VISITA GINECOLOGICA							
APP.	IN SOGLIA	FUORI	%	MEDIA	DEV.ST.	CRIT.	
6.139	4.405	1.734	71,75%	43	60	47,98	
CLASSE	APP.	IN SOGLIA	FUORI	%	MEDIA	DEV.ST.	MAX
URGENTE	120	105	15	87,50%	4	11	119
BREVE	1.249	884	365	70,78%	15	24	209
DIFFERITA	2.804	1.730	1.074	61,70%	53	67	321
PROGRAMMATA	1.778	1.527	251	85,88%	48	60	353
NON INDICATA	188	159	29	84,57%	67	51	130





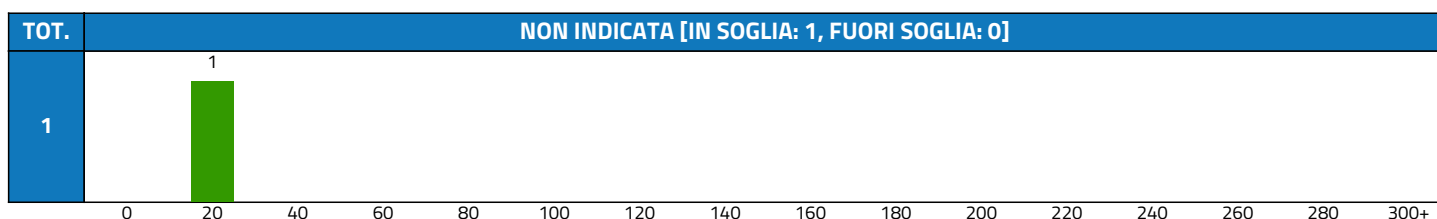
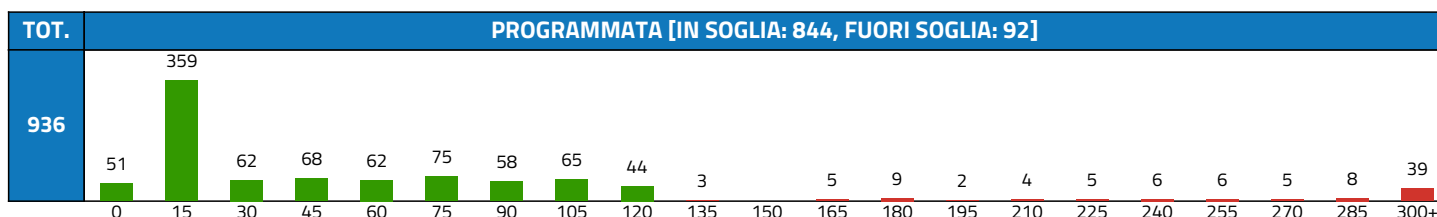
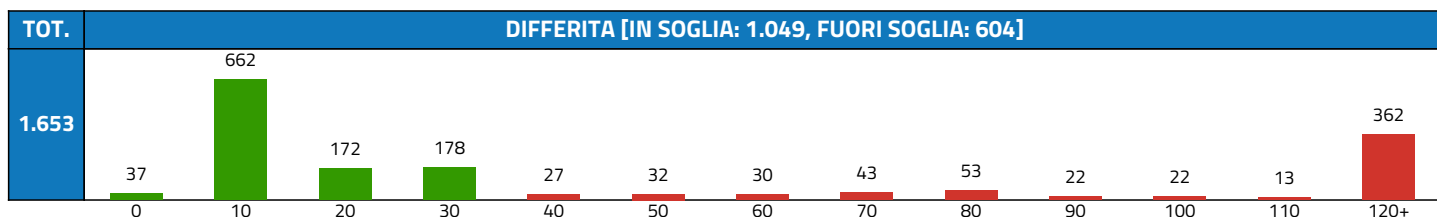
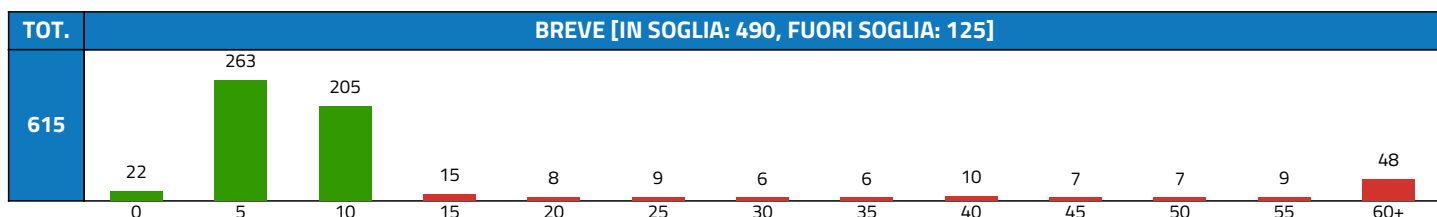
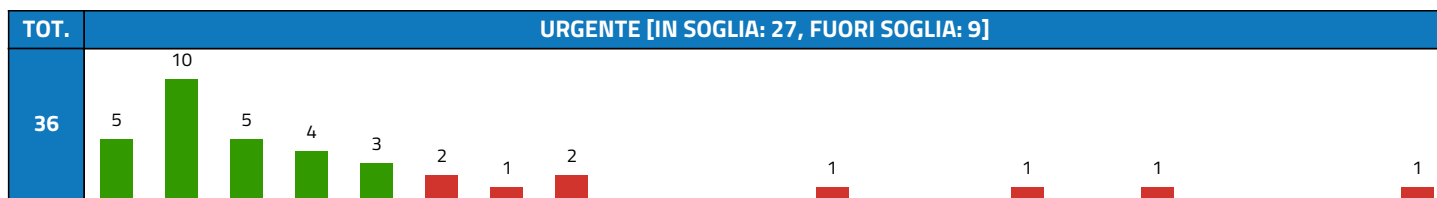
89.13 - PRIMA VISITA NEUROLOGICA							
APP.	IN SOGLIA	FUORI	%	MEDIA	DEV.ST.	CRIT.	
8.416	6.683	1.733	79,41%	32	49	47,40	
CLASSE	APP.	IN SOGLIA	FUORI	%	MEDIA	DEV.ST.	MAX
URGENTE	299	268	31	89,63%	3	6	46
BREVE	2.321	1.989	332	85,70%	9	16	225
DIFFERITA	3.677	2.349	1.328	63,88%	45	62	404
PROGRAMMATA	2.072	2.030	42	97,97%	39	39	333
NON INDICATA	47	47	0	100,00%	8	16	73





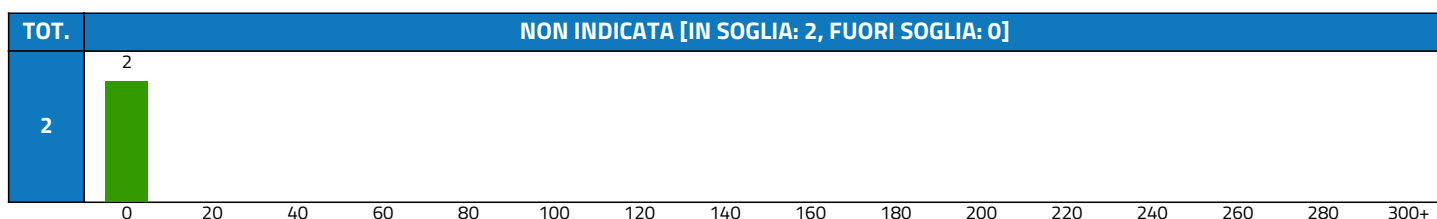
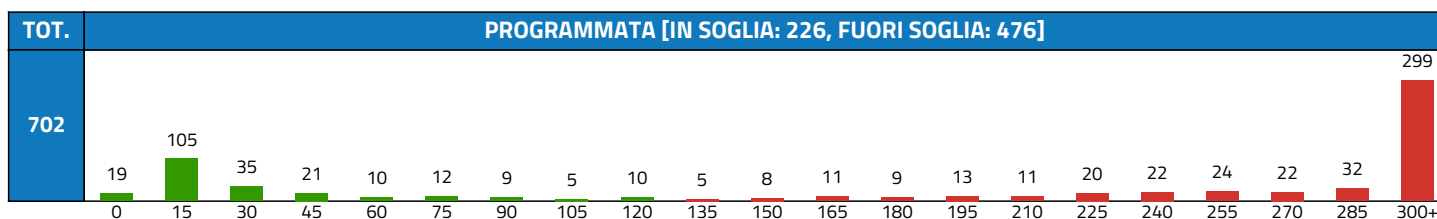
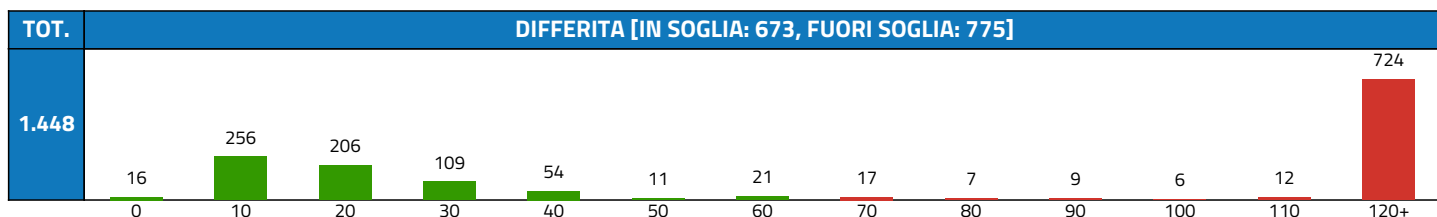
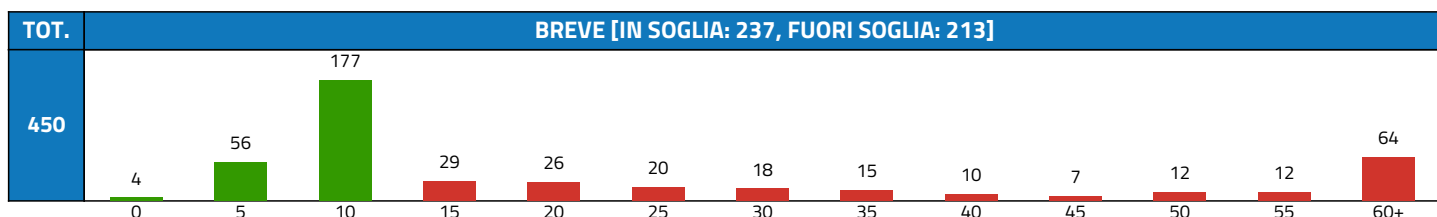

89.7 - PRIMA VISITA REUMATOLOGICA							
APP.	IN SOGLIA	FUORI	%	MEDIA	DEV.ST.	CRIT.	
3.241	2.411	830	74,39%	59	100	41,28	
CLASSE	APP.	IN SOGLIA	FUORI	%	MEDIA	DEV.ST.	MAX
URGENTE	36	27	9	75,00%	4	6	29
BREVE	615	490	125	79,67%	16	32	183
DIFFERITA	1.653	1.049	604	63,46%	77	120	505
PROGRAMMATA	936	844	92	90,17%	58	84	498
NON INDICATA	1	1	0	100,00%	5	0	5





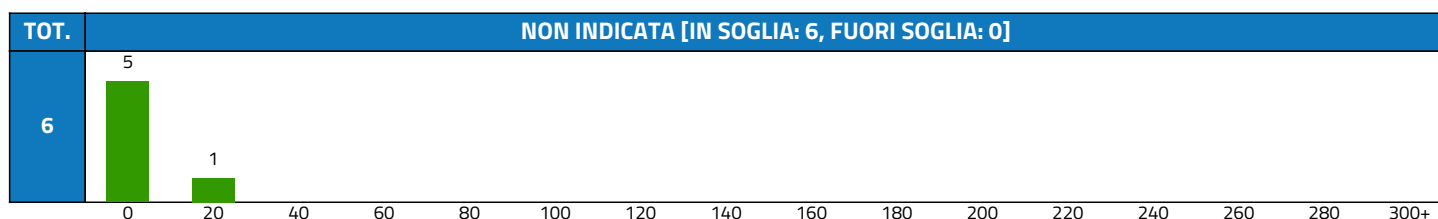
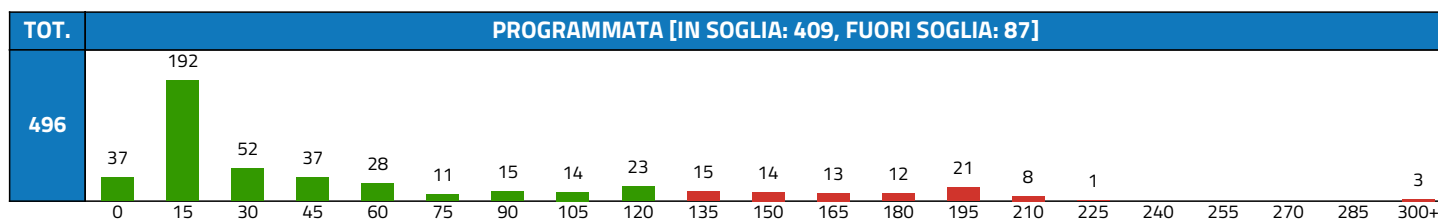
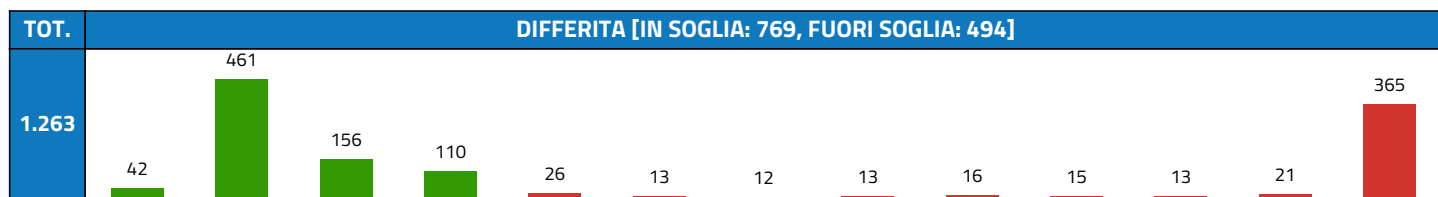
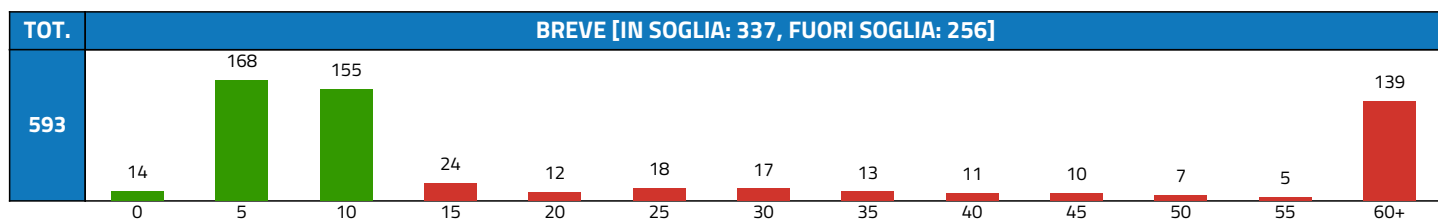
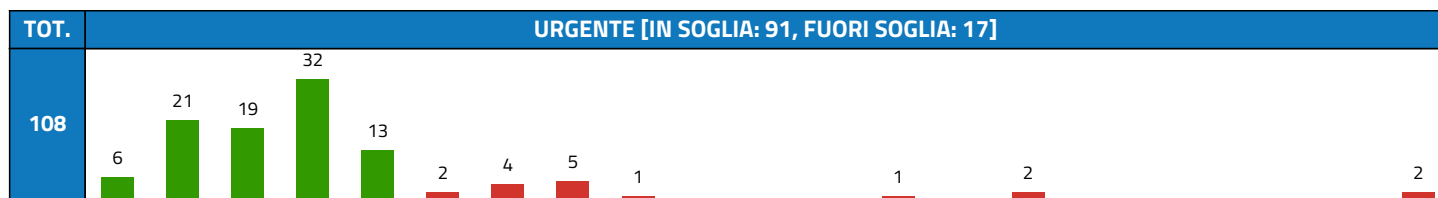
89.41 - TEST CARDIOVASCOLARE DA SFORZO CON CICLOERGOMETRO O CON PEDANA MOBILE							
APP.	IN SOGLIA	FUORI	%	MEDIA	DEV.ST.	CRIT.	
2.603	1.138	1.465	43,72%	138	137	37,14	
CLASSE	APP.	IN SOGLIA	FUORI	%	MEDIA	DEV.ST.	MAX
URGENTE	1	0	1	0,00%	56	0	56
BREVE	450	237	213	52,67%	23	25	269
DIFFERITA	1.448	673	775	46,48%	134	122	371
PROGRAMMATA	702	226	476	32,19%	221	152	470
NON INDICATA	2	2	0	100,00%	0	0	0





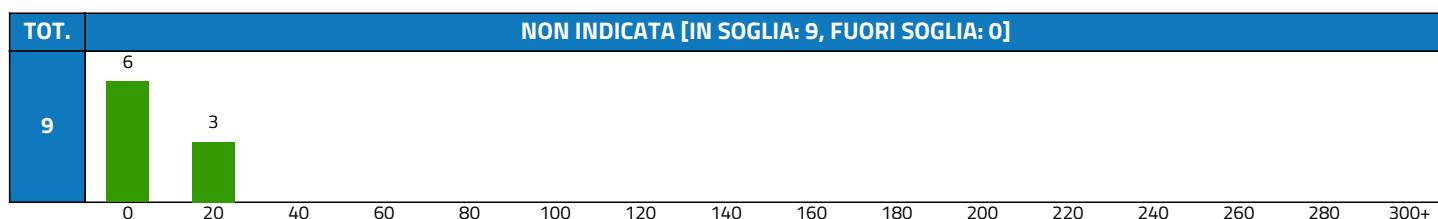

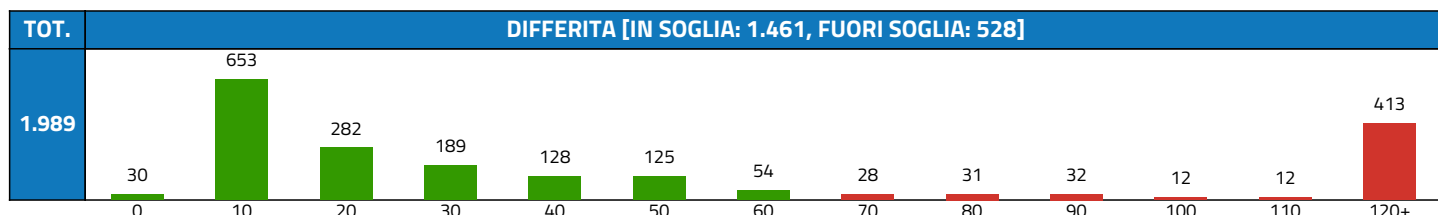
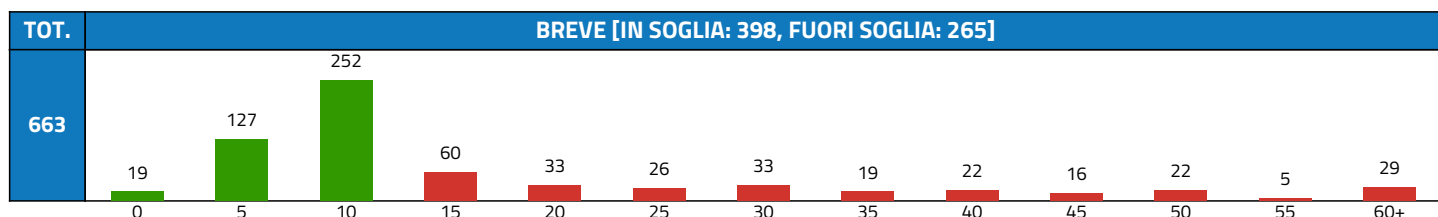
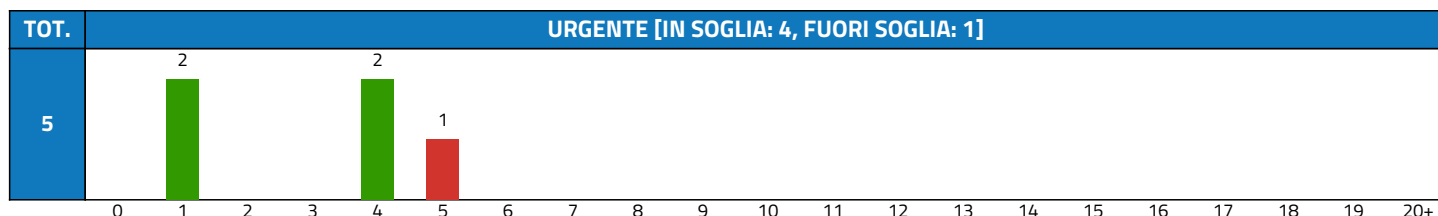
89.7A.9 - PRIMA VISITA GASTROENTEROLOGICA							
APP.	IN SOGLIA	FUORI	%	MEDIA	DEV.ST.	CRIT.	
2.466	1.612	854	65,37%	52	70	35,87	
CLASSE	APP.	IN SOGLIA	FUORI	%	MEDIA	DEV.ST.	MAX
URGENTE	108	91	17	84,26%	4	8	84
BREVE	593	337	256	56,83%	32	42	161
DIFFERITA	1.263	769	494	60,89%	66	81	432
PROGRAMMATA	496	409	87	82,46%	52	64	329
NON INDICATA	6	6	0	100,00%	2	4	12





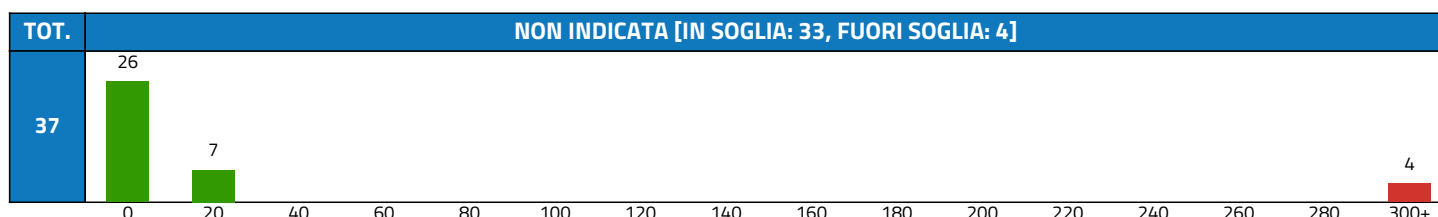

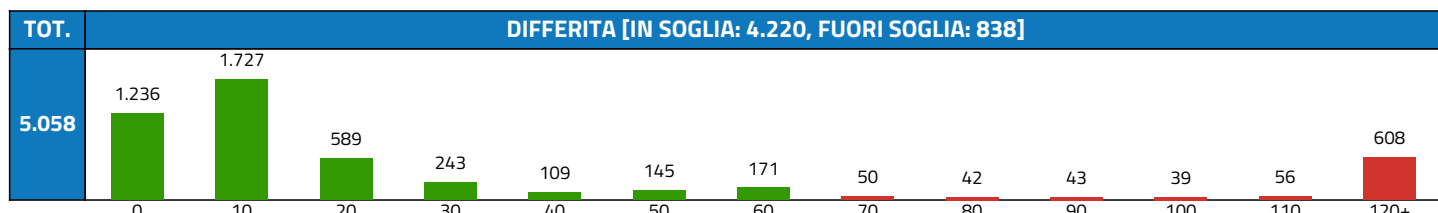
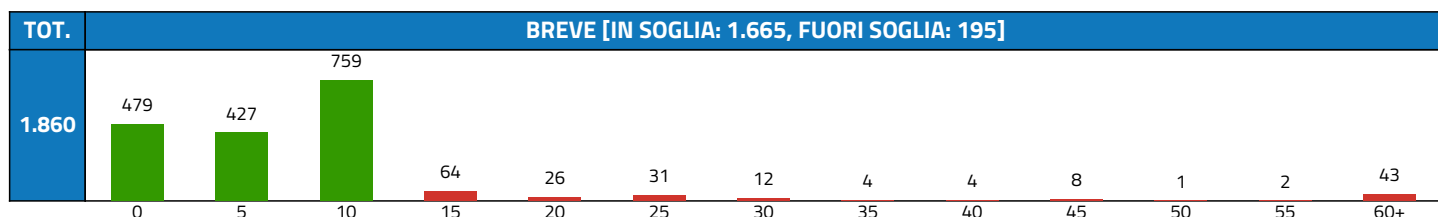
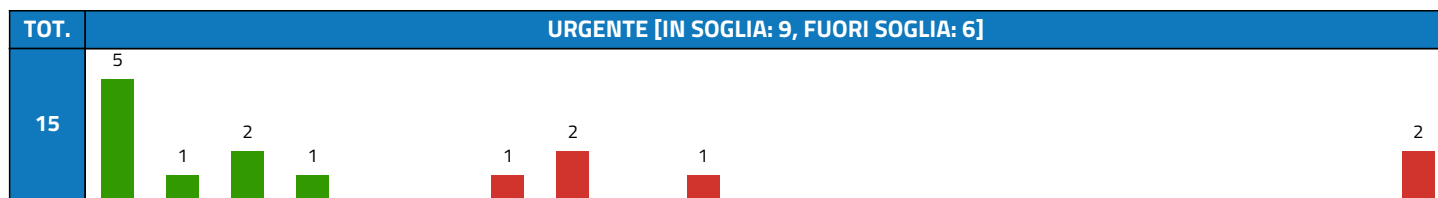
88.91.1 - RM DI ENCEFALO E TRONCO ENCEFALICO, GIUNZIONE CRANIO SPINALE E RELATIVO DISTRETTO VASCOLARE							
APP.	IN SOGLIA	FUORI	%	MEDIA	DEV.ST.	CRIT.	
3.425	2.544	881	74,28%	62	116	27,40	
CLASSE	APP.	IN SOGLIA	FUORI	%	MEDIA	DEV.ST.	MAX
URGENTE	5	4	1	80,00%	3	2	5
BREVE	663	398	265	60,03%	21	42	444
DIFFERITA	1.989	1.461	528	73,45%	82	136	682
PROGRAMMATA	759	672	87	88,54%	48	89	490
NON INDICATA	9	9	0	100,00%	1	2	7





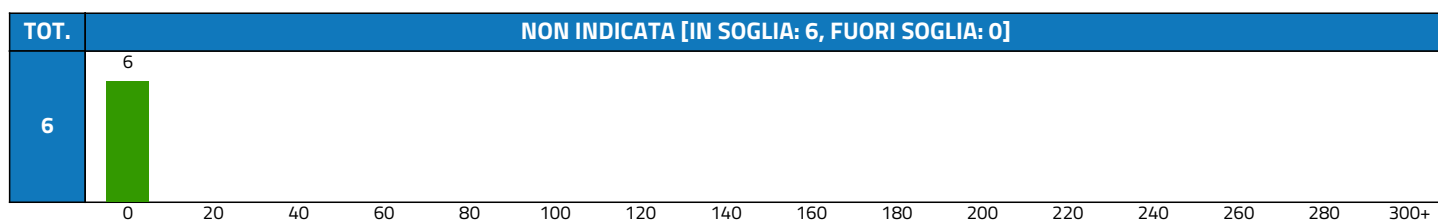
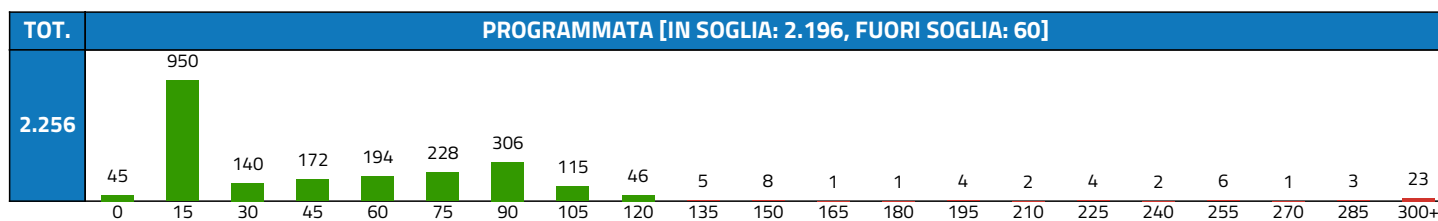
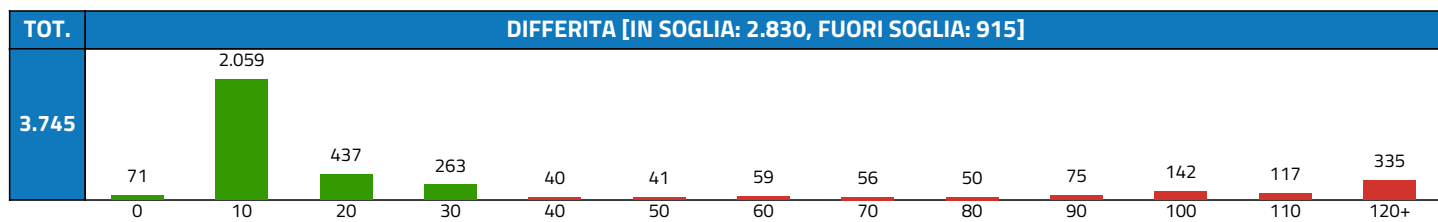
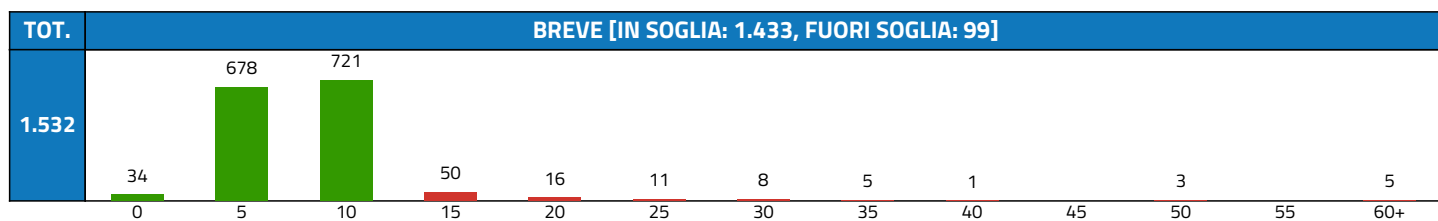
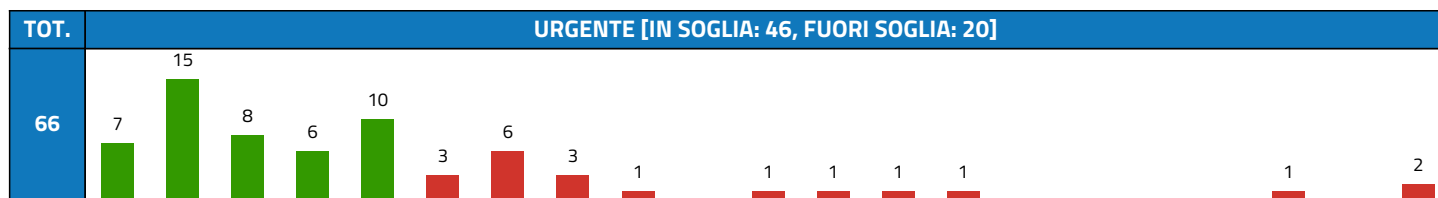
88.73.1 - ECOGRAFIA BILATERALE DELLA MAMMELLA							
APP.	IN SOGLIA	FUORI	%	MEDIA	DEV.ST.	CRIT.	
11.391	9.763	1.628	85,71%	36	78	26,95	
CLASSE	APP.	IN SOGLIA	FUORI	%	MEDIA	DEV.ST.	MAX
URGENTE	15	9	6	60,00%	16	38	147
BREVE	1.860	1.665	195	89,52%	7	16	151
DIFFERITA	5.058	4.220	838	83,43%	35	68	806
PROGRAMMATA	4.421	3.836	585	86,77%	50	97	819
NON INDICATA	37	33	4	89,19%	48	141	577





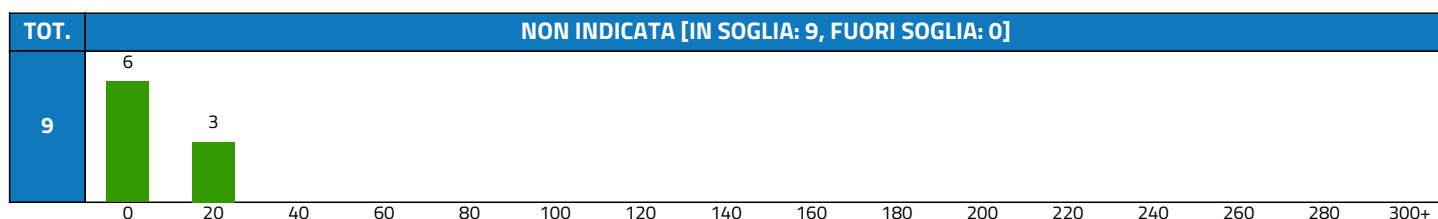

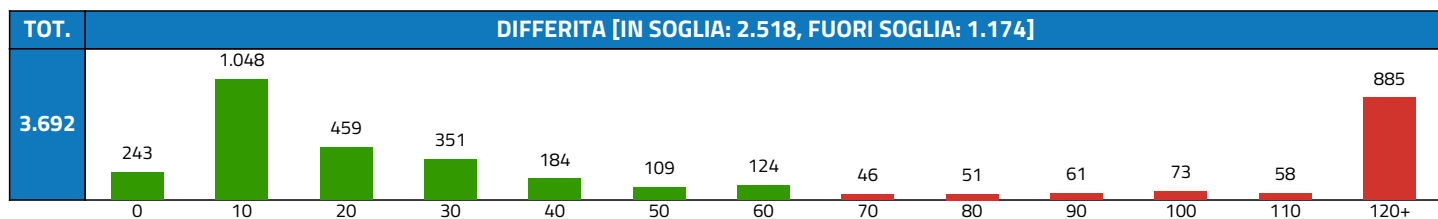
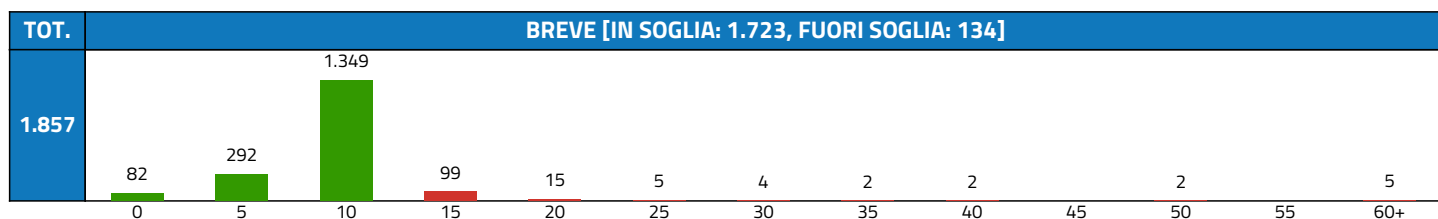
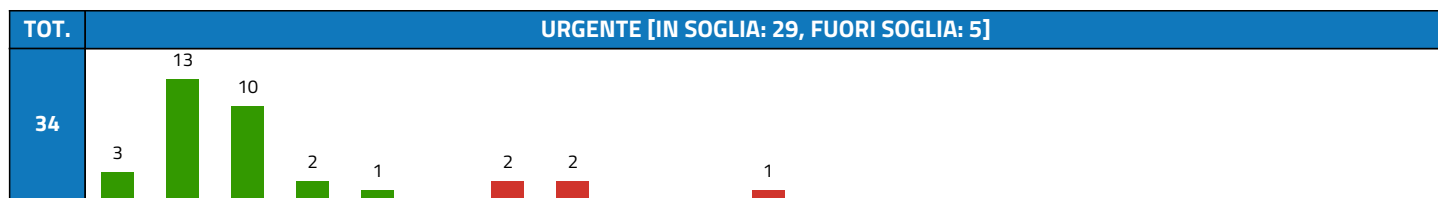
89.7A.8 - PRIMA VISITA ENDOCRINOLOGICA*							
APP.	IN SOGLIA	FUORI	%	MEDIA	DEV.ST.	CRIT.	
7.605	6.511	1.094	85,61%	30	49	26,36	
CLASSE	APP.	IN SOGLIA	FUORI	%	MEDIA	DEV.ST.	MAX
URGENTE	66	46	20	69,70%	5	7	47
BREVE	1.532	1.433	99	93,54%	6	11	364
DIFFERITA	3.745	2.830	915	75,57%	32	52	392
PROGRAMMATA	2.256	2.196	60	97,34%	43	53	535
NON INDICATA	6	6	0	100,00%	0	0	0





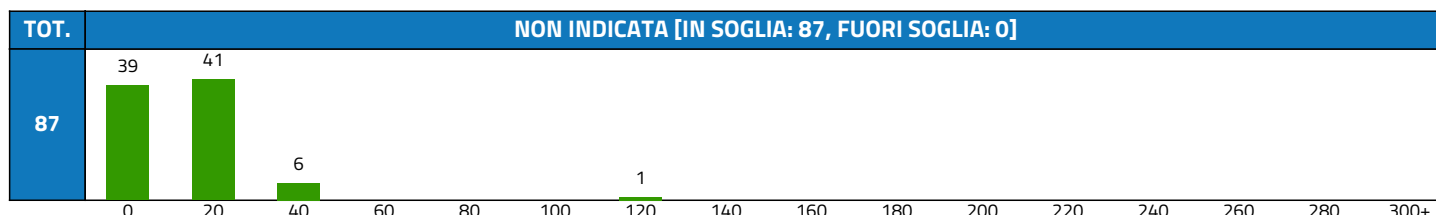

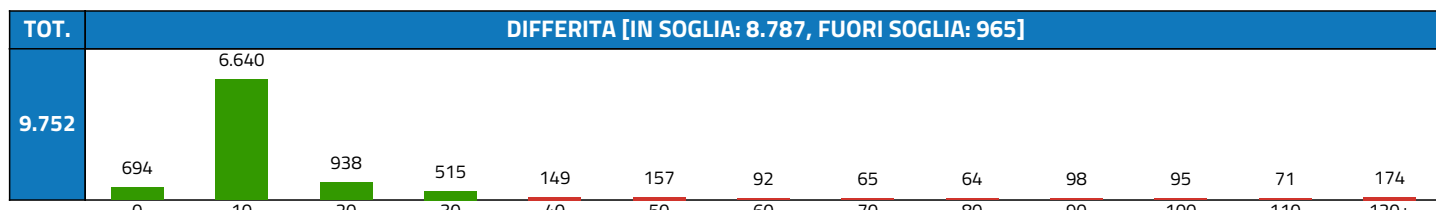


88.77.4 - ECOCOLORDOPPLER DEGLI ARTI INFERIORI ARTERIOSO E/O VENOSO							
APP.	IN SOGLIA	FUORI	%	MEDIA	DEV.ST.	CRIT.	
7.408	5.581	1.827	75,34%	55	90	26,27	
CLASSE	APP.	IN SOGLIA	FUORI	%	MEDIA	DEV.ST.	MAX
URGENTE	34	29	5	85,29%	2	2	10
BREVE	1.857	1.723	134	92,78%	7	8	210
DIFFERITA	3.692	2.518	1.174	68,20%	58	68	299
PROGRAMMATA	1.816	1.302	514	71,70%	100	139	499
NON INDICATA	9	9	0	100,00%	1	2	7





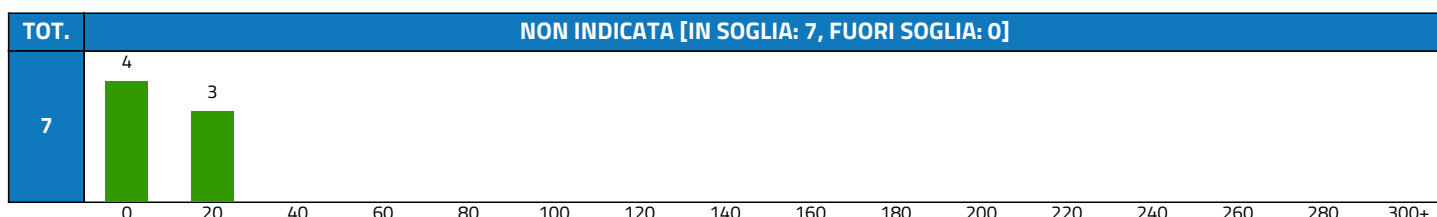

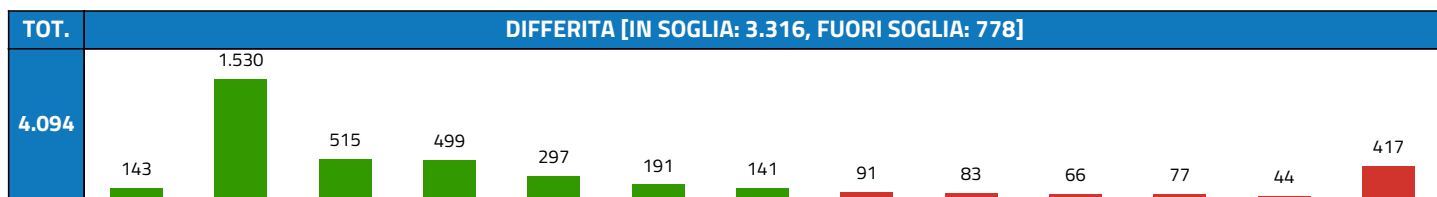
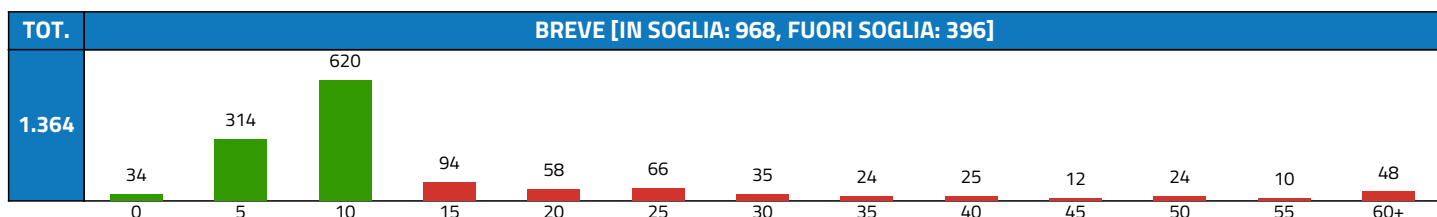
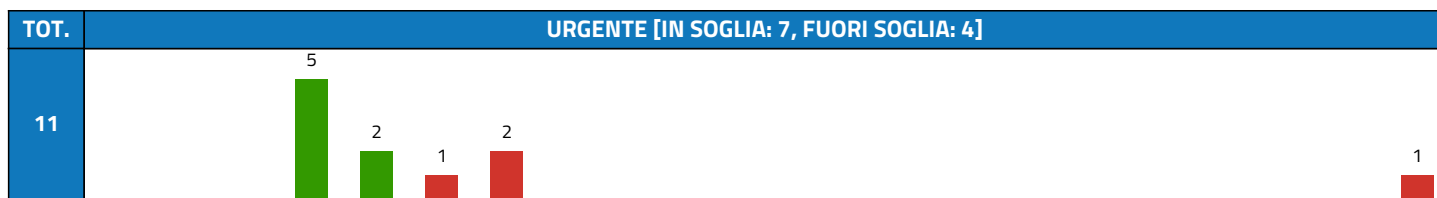
89.7A.3 - PRIMA VISITA CARDIOLOGICA							
APP.	IN SOGLIA	FUORI	%	MEDIA	DEV.ST.	CRIT.	
19.786	18.416	1.370	93,08%	14	32	23,69	
CLASSE	APP.	IN SOGLIA	FUORI	%	MEDIA	DEV.ST.	MAX
URGENTE	413	399	14	96,61%	1	3	28
BREVE	4.129	3.856	273	93,39%	6	10	197
DIFFERITA	9.752	8.787	965	90,10%	14	29	722
PROGRAMMATA	5.405	5.287	118	97,82%	22	45	554
NON INDICATA	87	87	0	100,00%	5	13	112





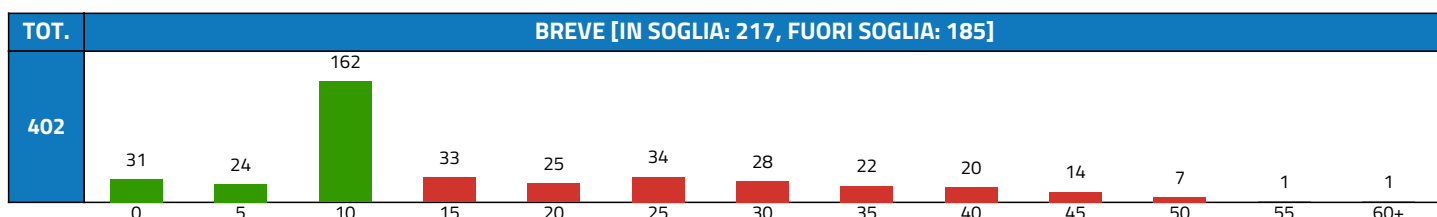
88.93.4 - RM DEL RACHIDE LOMBOSACRALE							
APP.	IN SOGLIA	FUORI	%	MEDIA	DEV.ST.	CRIT.	
6.721	5.498	1.223	81,80%	36	73	23,50	
CLASSE	APP.	IN SOGLIA	FUORI	%	MEDIA	DEV.ST.	MAX
URGENTE	11	7	4	63,64%	6	7	28
BREVE	1.364	968	396	70,97%	13	15	132
DIFFERITA	4.094	3.316	778	81,00%	47	89	698
PROGRAMMATA	1.245	1.200	45	96,39%	30	38	225
NON INDICATA	7	7	0	100,00%	2	3	8

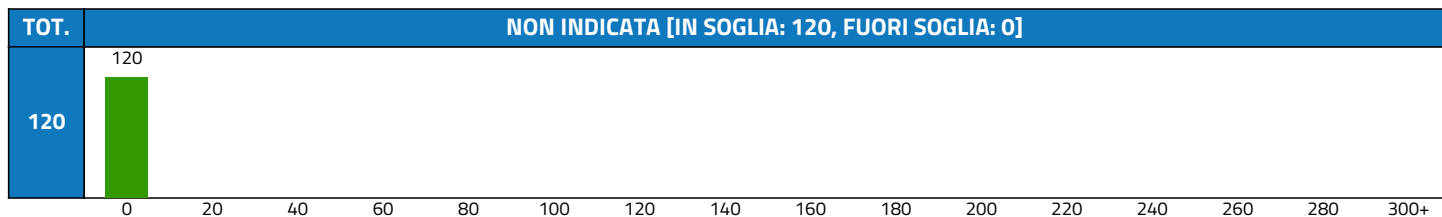
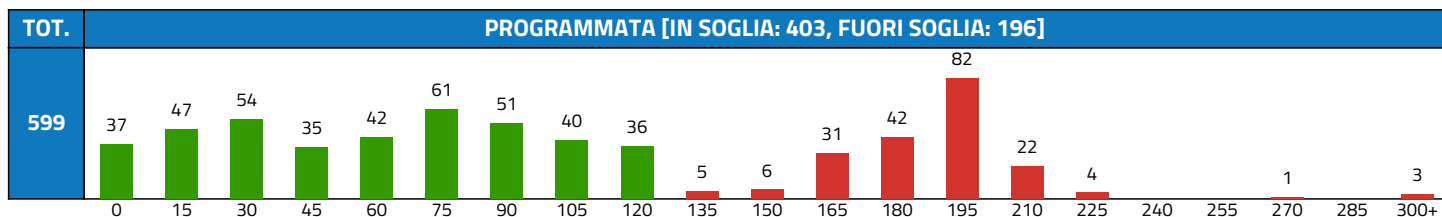
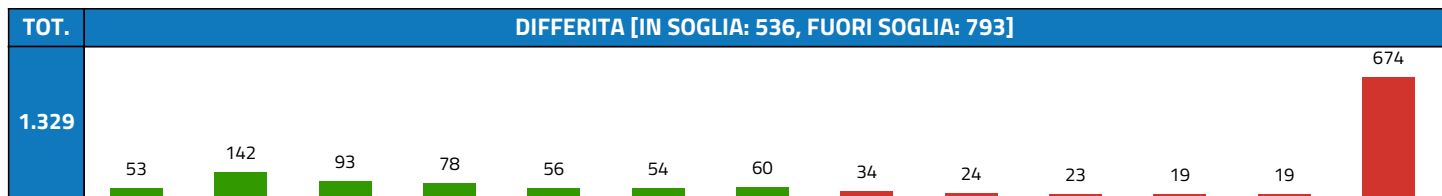




**93.08.A - ELETTROMIOGRAFIA SEMPLICE [EMG] PER ARTO SUPERIORE**

APP.	IN SOGLIA	FUORI	%	MEDIA	DEV.ST.	CRIT.	
2.450	1.276	1.174	52,08%	96	97	22,82	
CLASSE	APP.	IN SOGLIA	FUORI	%	MEDIA	DEV.ST.	MAX
BREVE	402	217	185	53,98%	16	13	75
DIFFERITA	1.329	536	793	40,33%	129	106	387
PROGRAMMATA	599	403	196	67,28%	95	69	347
NON INDICATA	120	120	0	100,00%	0	0	0



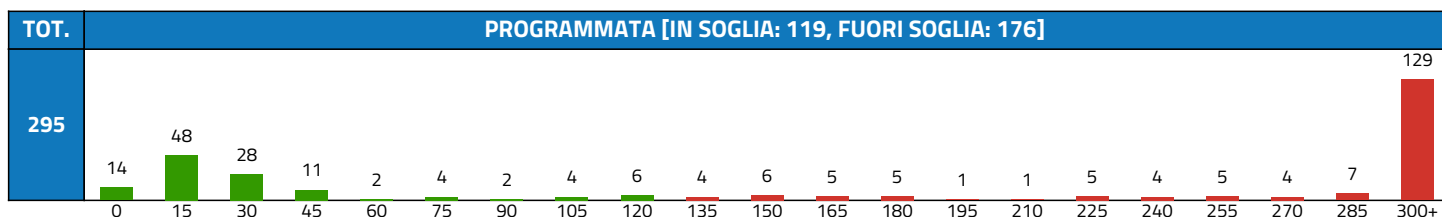
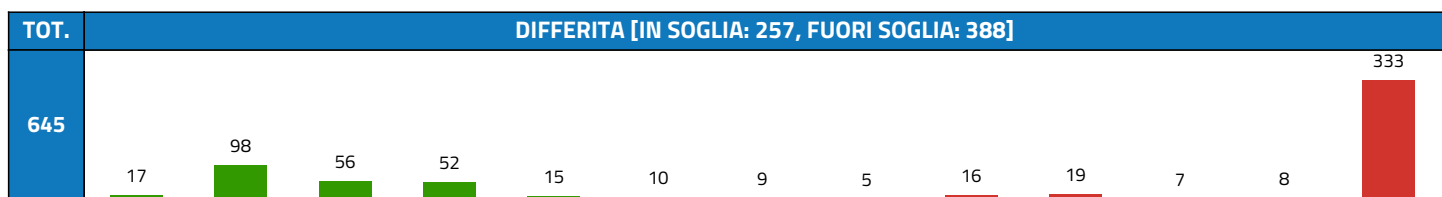
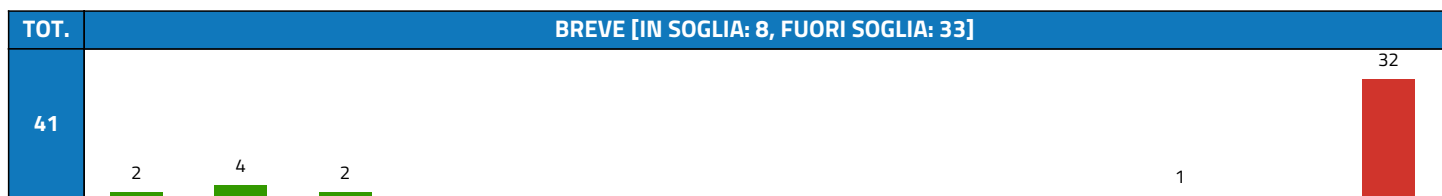


**89.37.2 - SPIROMETRIA GLOBALE**

APP.	IN SOGLIA	FUORI	%	MEDIA	DEV.ST.	CRIT.
1.009	394	615	39,05%	181	160	21,91

CLASSE	APP.	IN SOGLIA	FUORI	%	MEDIA	DEV.ST.	MAX
BREVE	41	8	33	19,51%	118	91	336
DIFFERITA	645	257	388	39,84%	174	160	491
PROGRAMMATA	295	119	176	40,34%	205	166	489
NON INDICATA	28	10	18	35,71%	189	138	378

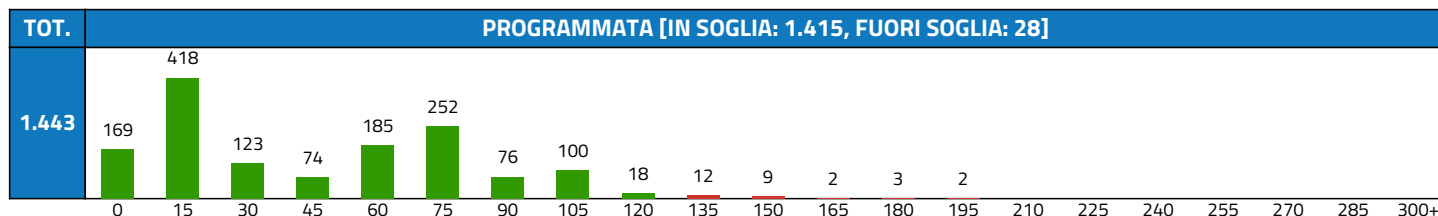
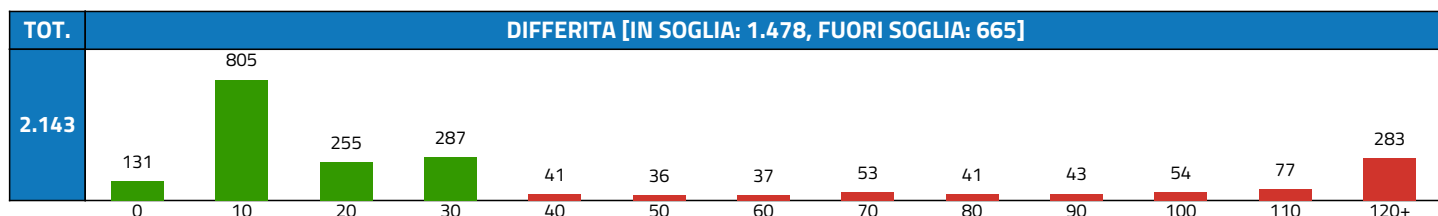
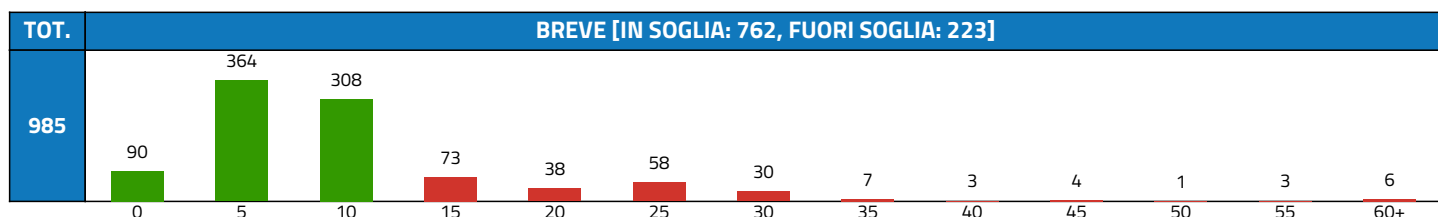
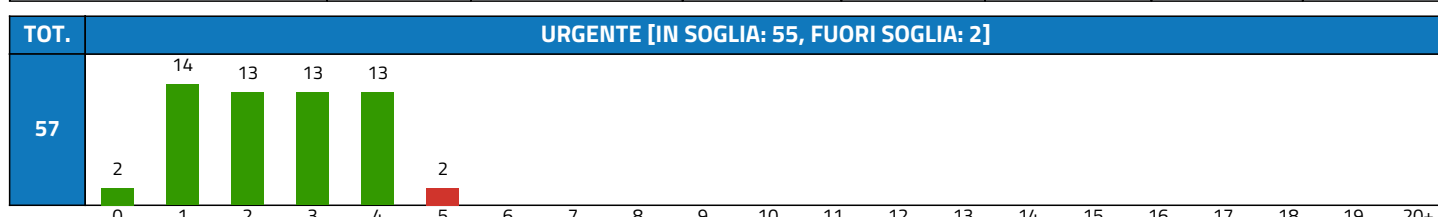


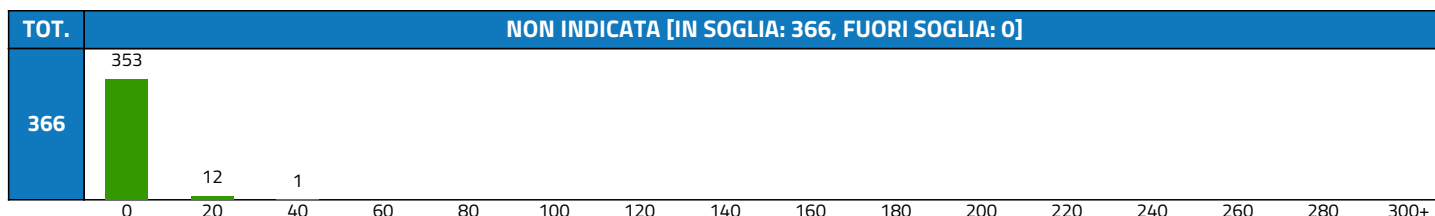


**89.7B.2 - PRIMA VISITA DI MEDICINA FISICA E RIABILITAZIONE**

APP.	IN SOGLIA	FUORI	%	MEDIA	DEV.ST.	CRIT.
4.994	4.076	918	81,62%	29	40	18,49

CLASSE	APP.	IN SOGLIA	FUORI	%	MEDIA	DEV.ST.	MAX
URGENTE	57	55	2	96,49%	2	1	5
BREVE	985	762	223	77,36%	8	10	151
DIFFERITA	2.143	1.478	665	68,97%	38	48	308
PROGRAMMATA	1.443	1.415	28	98,06%	39	37	195
NON INDICATA	366	366	0	100,00%	0	2	36



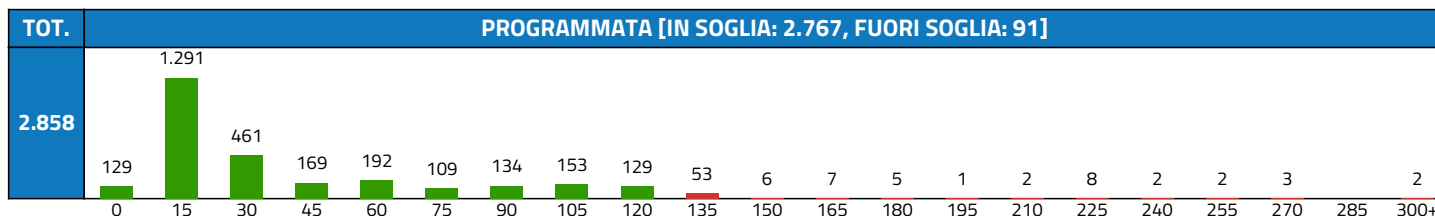
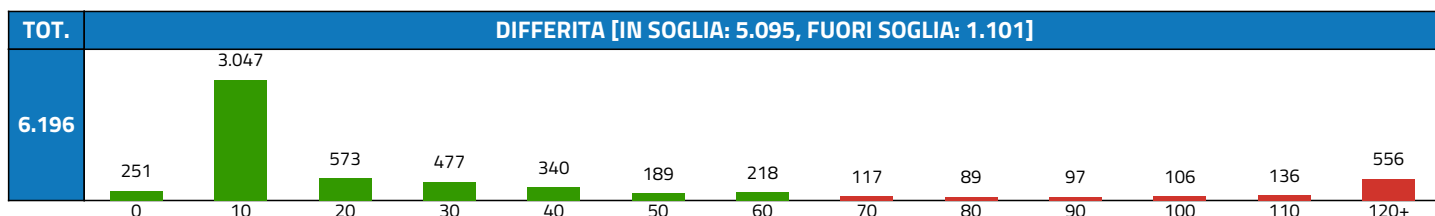
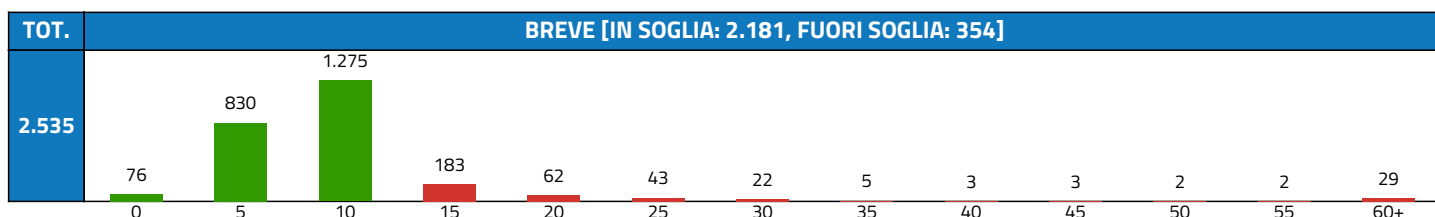
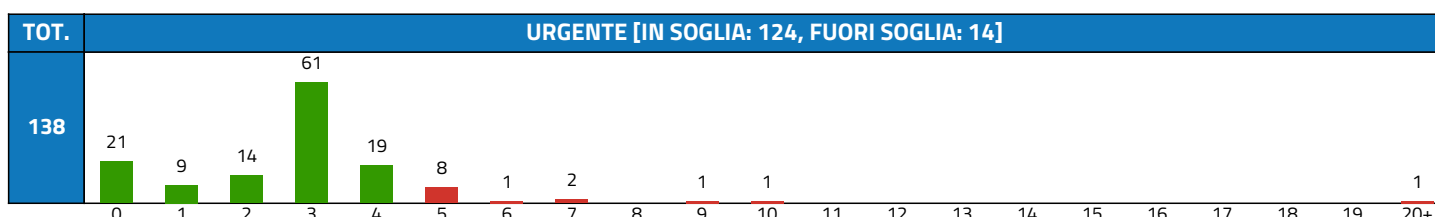


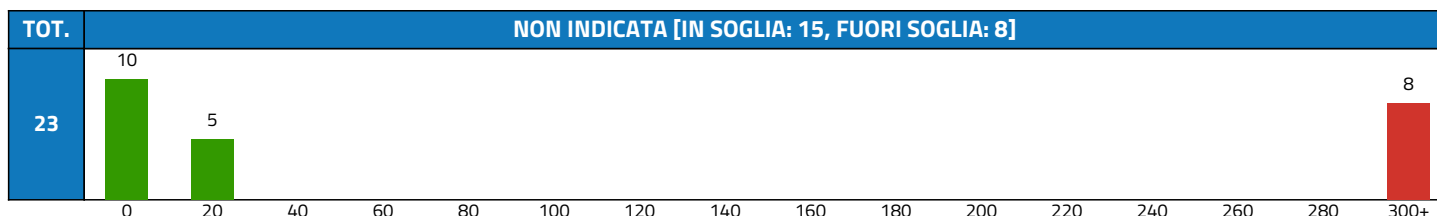
**88.76.1 - ECOGRAFIA DELL'ADDOME COMPLETO**

APP.	IN SOGLIA	FUORI	%	MEDIA	DEV.ST.	CRIT.
11.750	10.182	1.568	86,66%	26	42	15,97


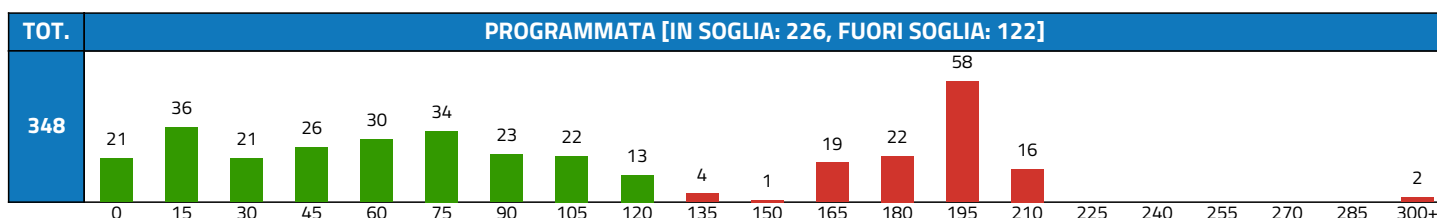
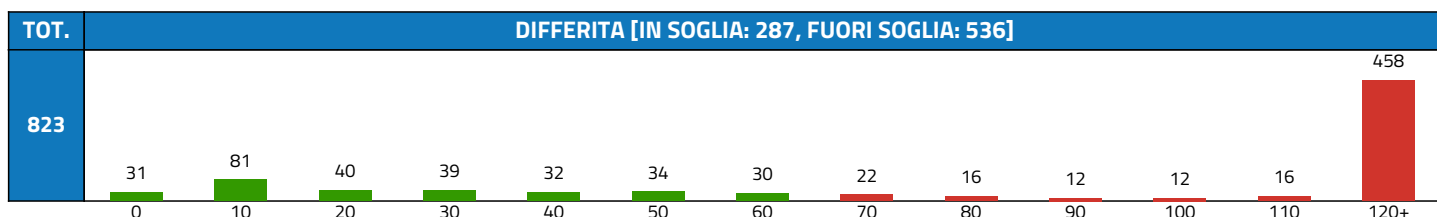
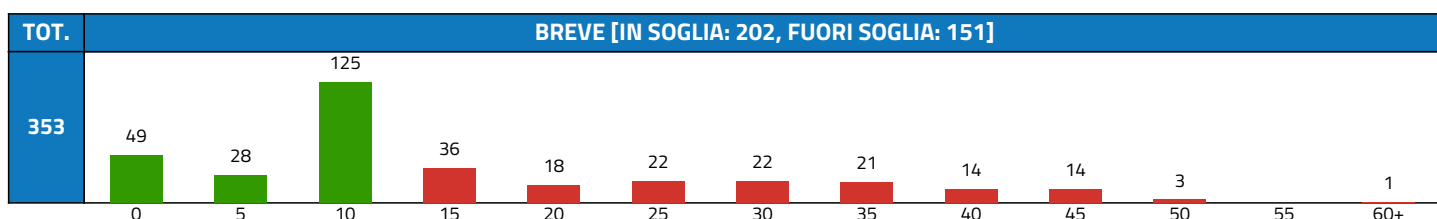
CLASSE	APP.	IN SOGLIA	FUORI	%	MEDIA	DEV.ST.	MAX
URGENTE	138	124	14	89,86%	3	2	21
BREVE	2.535	2.181	354	86,04%	8	13	329
DIFFERITA	6.196	5.095	1.101	82,23%	31	44	342
PROGRAMMATA	2.858	2.767	91	96,82%	33	42	397
NON INDICATA	23	15	8	65,22%	182	252	630





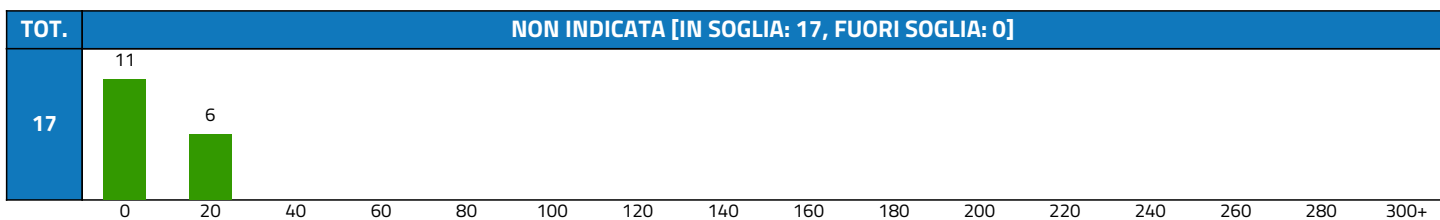
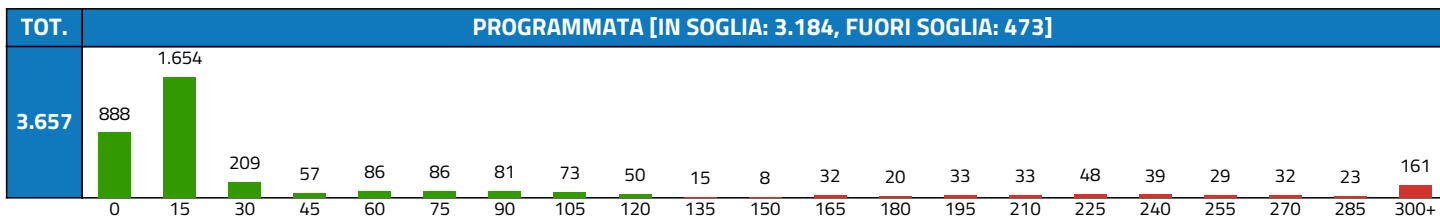
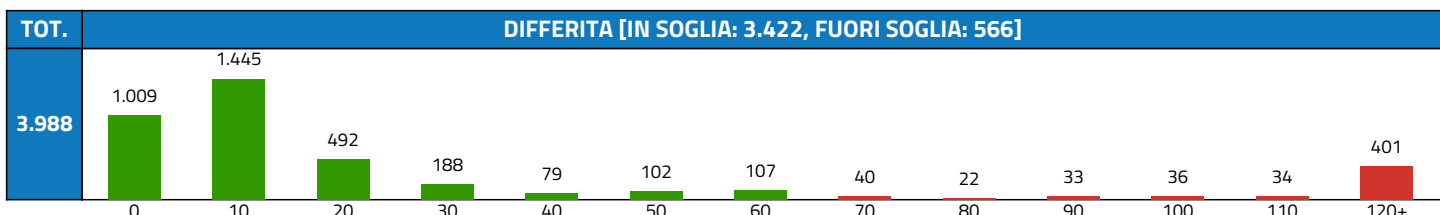


**93.08.B - ELETTROMIOGRAFIA SEMPLICE [EMG] PER ARTO INFERIORE**

APP.	IN SOGLIA	FUORI	%	MEDIA	DEV.ST.	CRIT.	
1.612	803	809	49,81%	96	99	15,96	
CLASSE	APP.	IN SOGLIA	FUORI	%	MEDIA	DEV.ST.	MAX
BREVE	353	202	151	57,22%	14	13	75
DIFFERITA	823	287	536	34,87%	141	106	390
PROGRAMMATA	348	226	122	64,94%	96	71	340
NON INDICATA	88	88	0	100,00%	0	0	0



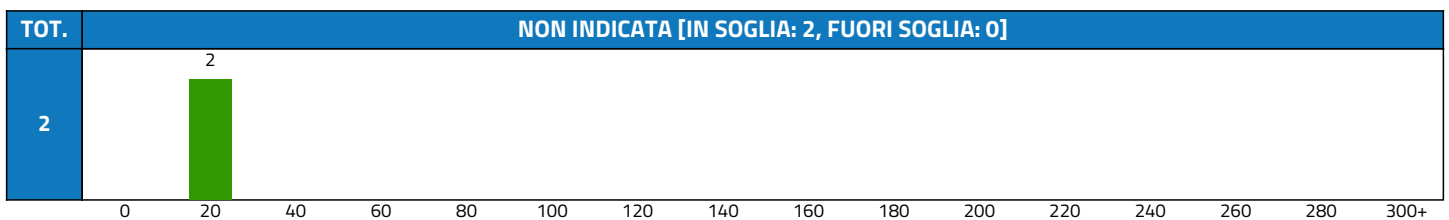
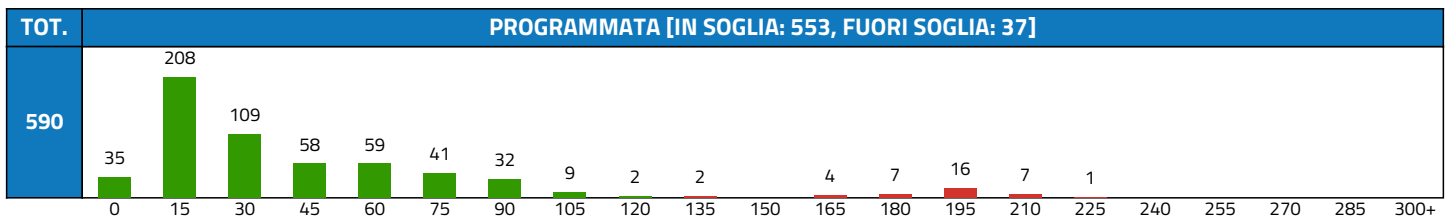
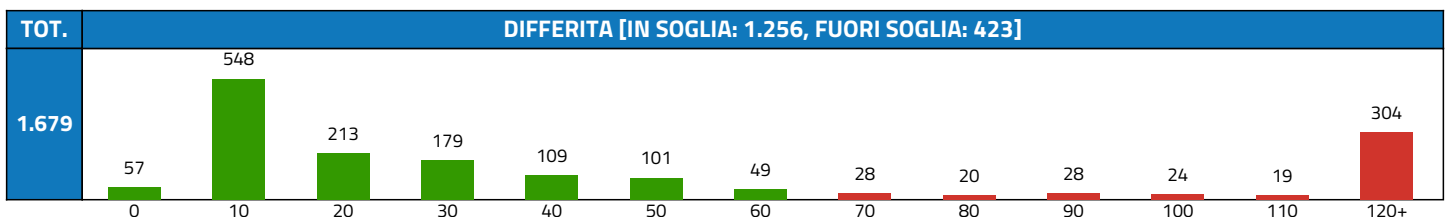
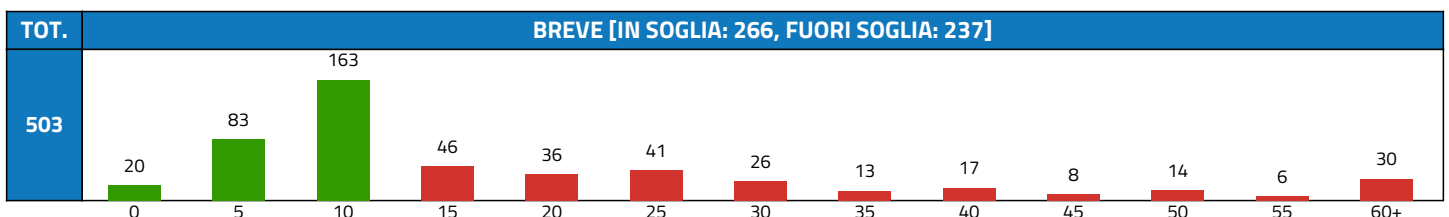

### 87.37.1 - MAMMOGRAFIA BILATERALE

APP.	IN SOGLIA	FUORI	%	MEDIA	DEV.ST.	CRIT.	
9.034	7.949	1.085	87,99%	33	76	15,20	
CLASSE	APP.	IN SOGLIA	FUORI	%	MEDIA	DEV.ST.	MAX
URGENTE	6	3	3	50,00%	35	54	147
BREVE	1.366	1.323	43	96,85%	5	5	69
DIFFERITA	3.988	3.422	566	85,81%	29	58	806
PROGRAMMATA	3.657	3.184	473	87,07%	47	100	819
NON INDICATA	17	17	0	100,00%	1	1	3



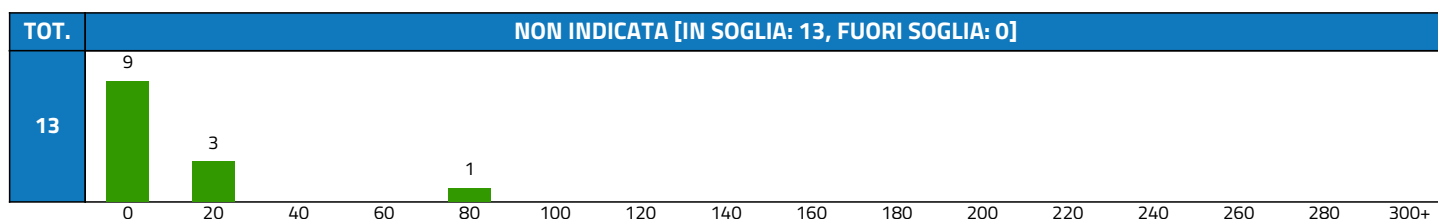
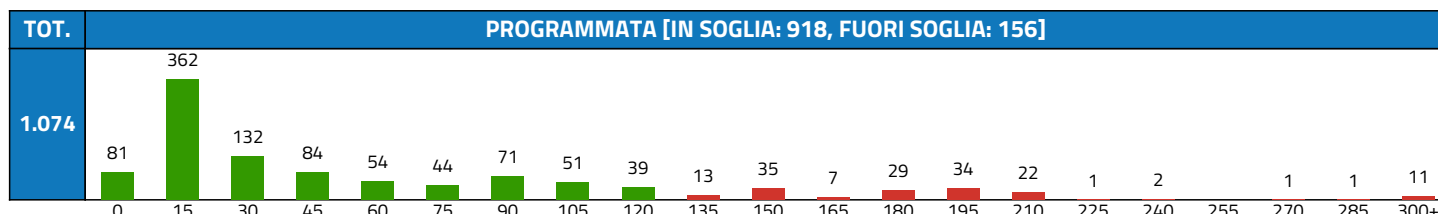
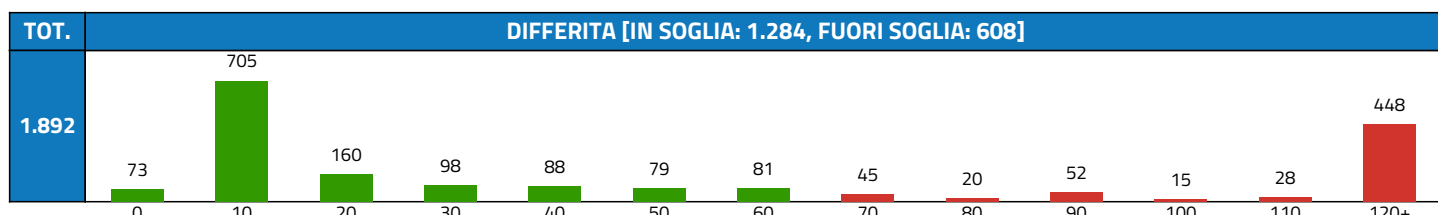
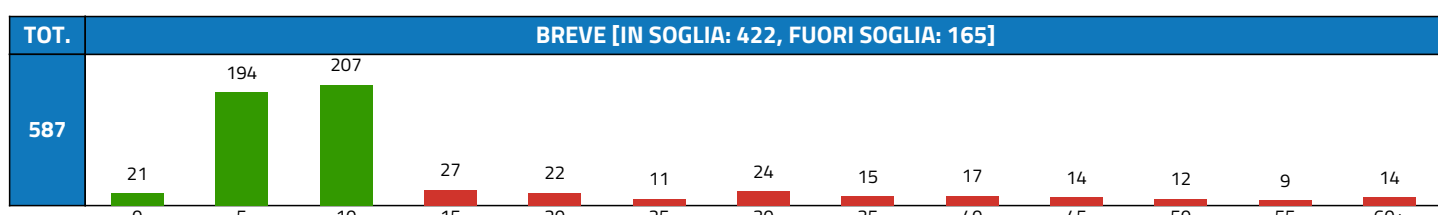
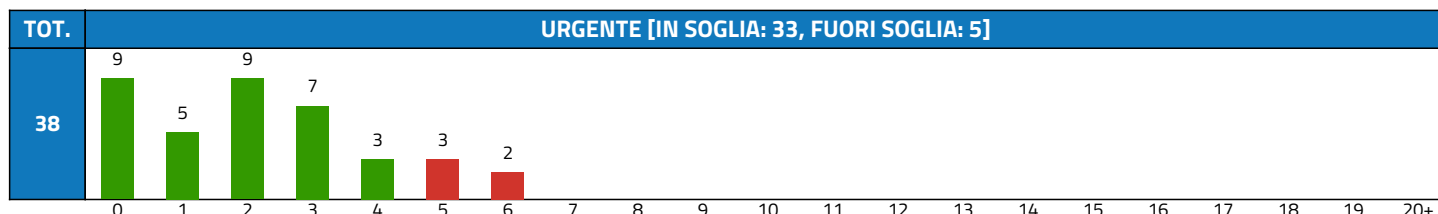
## 88.93.2 - RM DEL RACHIDE CERVICALE

APP.	IN SOGLIA	FUORI	%	MEDIA	DEV.ST.	CRIT.	
2.778	2.081	697	74,91%	48	84	14,61	
CLASSE	APP.	IN SOGLIA	FUORI	%	MEDIA	DEV.ST.	MAX
URGENTE	4	4	0	100,00%	4	1	4
BREVE	503	266	237	52,88%	18	19	104
DIFFERITA	1.679	1.256	423	74,81%	61	102	679
PROGRAMMATA	590	553	37	93,73%	37	46	225
NON INDICATA	2	2	0	100,00%	6	1	7



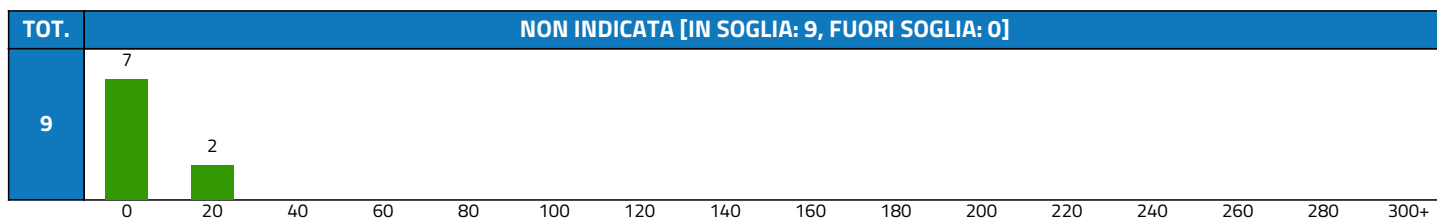
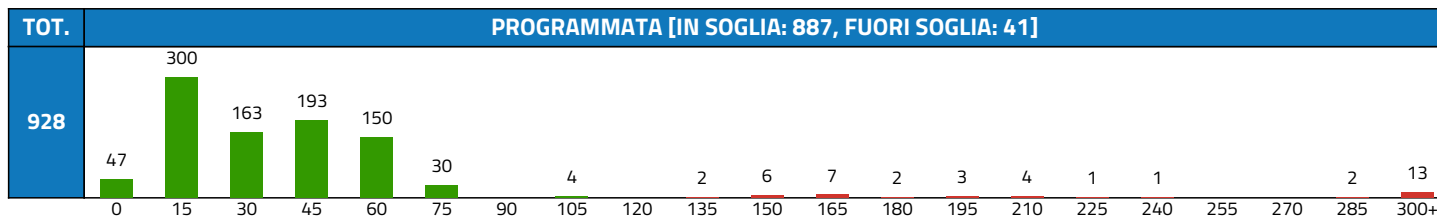
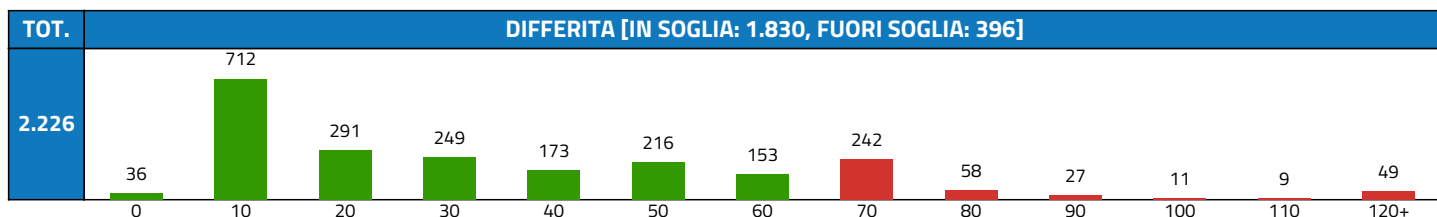

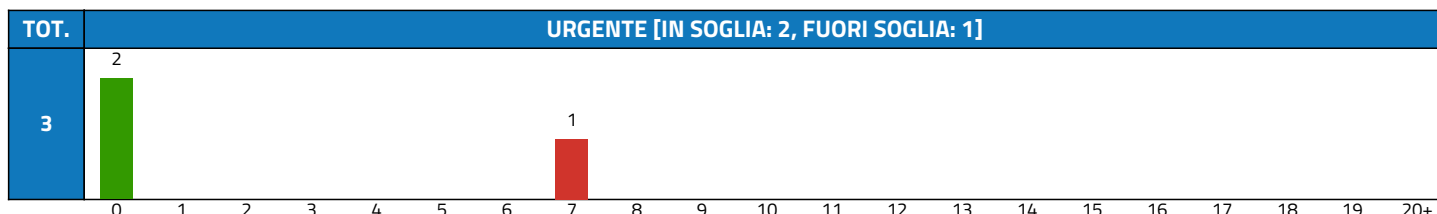
## 88.78.2 - ECOGRAFIA GINECOLOGICA CON SONDA TRANSVAGINALE O ADDOMINALE

APP.	IN SOGLIA	FUORI	%	MEDIA	DEV.ST.	CRIT.	
3.604	2.670	934	74,08%	48	64	13,43	
CLASSE	APP.	IN SOGLIA	FUORI	%	MEDIA	DEV.ST.	MAX
URGENTE	38	33	5	86,84%	2	2	6
BREVE	587	422	165	71,89%	13	16	98
DIFFERITA	1.892	1.284	608	67,86%	57	69	320
PROGRAMMATA	1.074	918	156	85,47%	53	65	363
NON INDICATA	13	13	0	100,00%	7	21	79



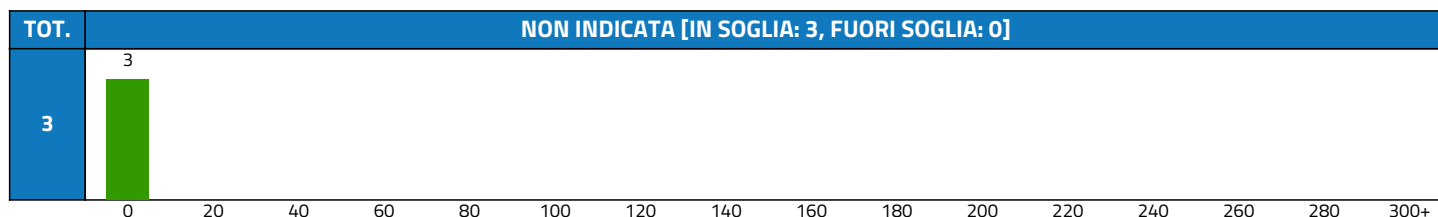
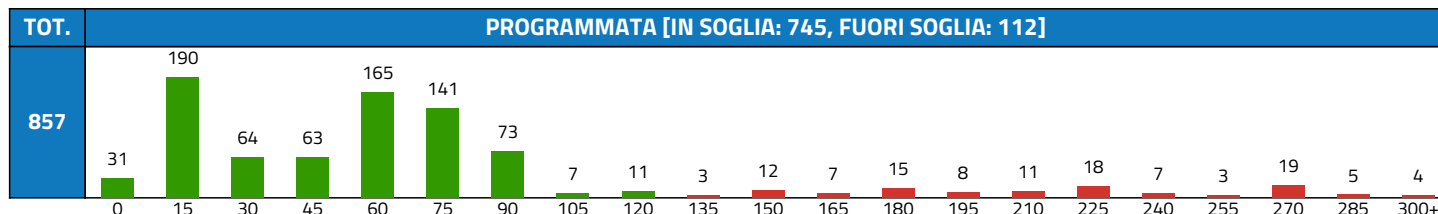
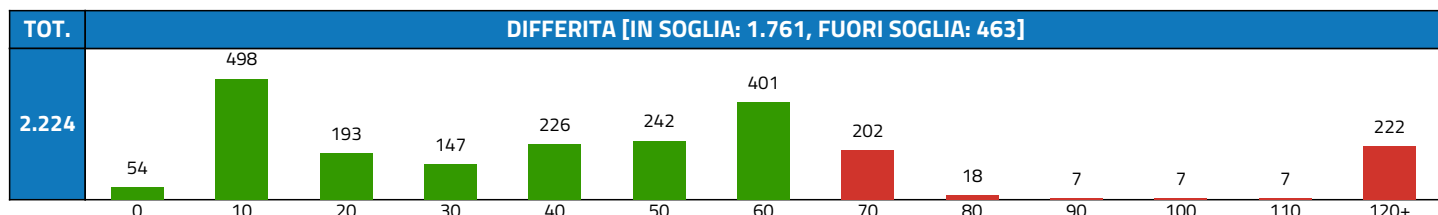
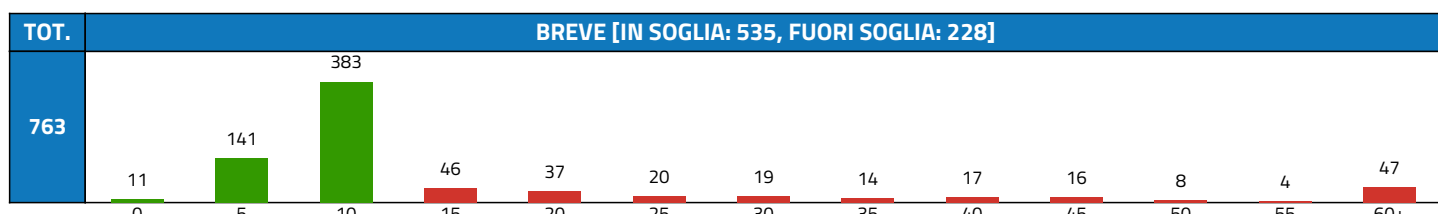
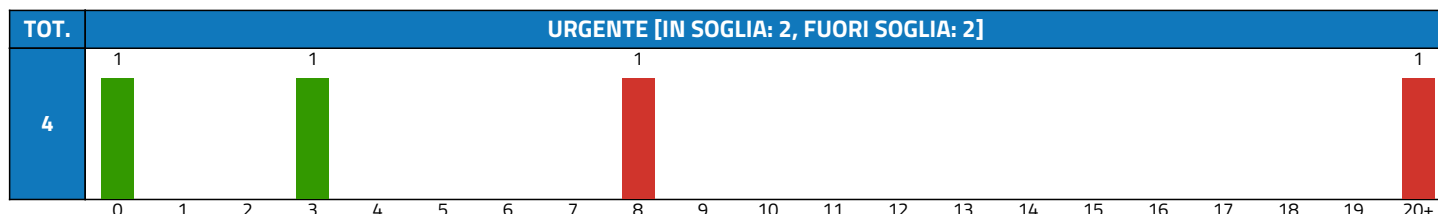
## 89.50 - ELETTROCARDIOGRAMMA DINAMICO (secondo Holter)

APP.	IN SOGLIA	FUORI	%	MEDIA	DEV.ST.	CRIT.	
4.499	3.808	691	84,64%	29	47	12,77	
CLASSE	APP.	IN SOGLIA	FUORI	%	MEDIA	DEV.ST.	MAX
URGENTE	3	2	1	66,67%	2	3	7
BREVE	1.333	1.080	253	81,02%	14	46	415
DIFFERITA	2.226	1.830	396	82,21%	34	45	409
PROGRAMMATA	928	887	41	95,58%	35	51	457
NON INDICATA	9	9	0	100,00%	1	3	9



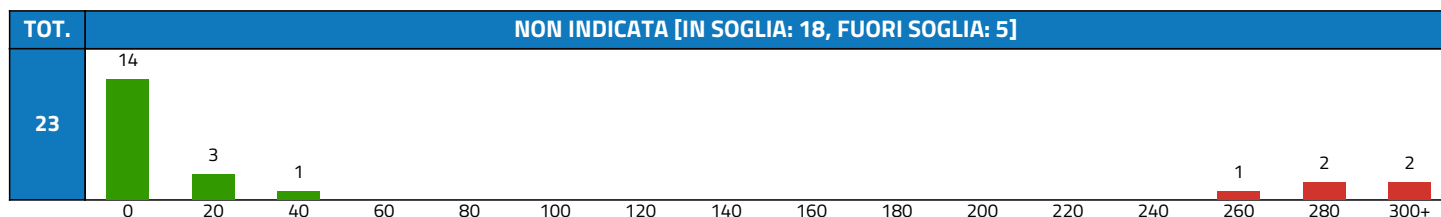
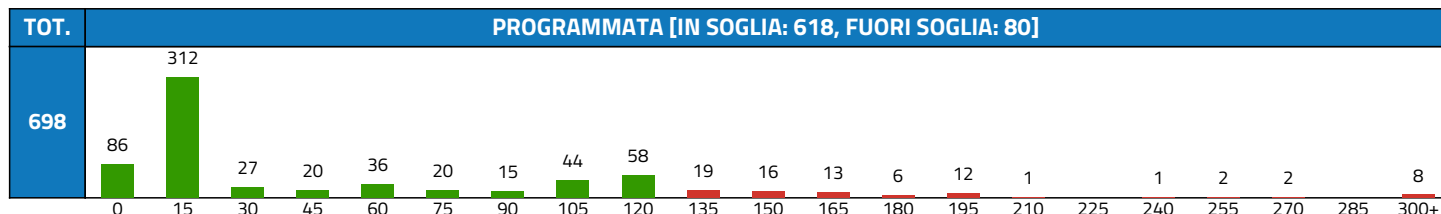
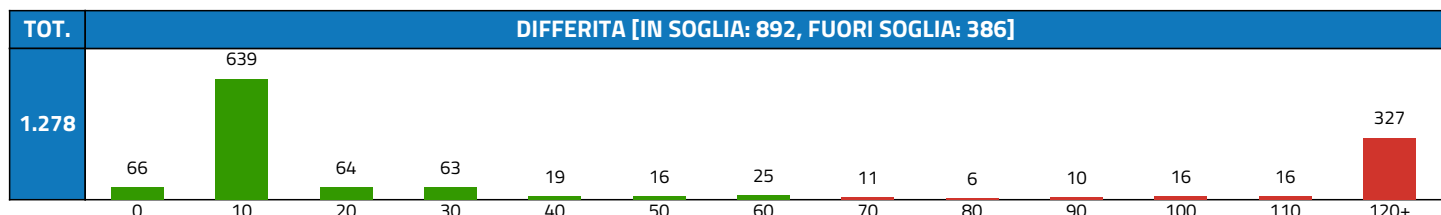
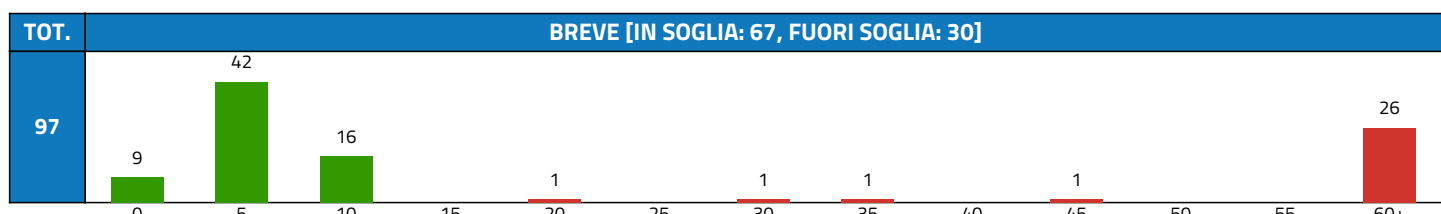
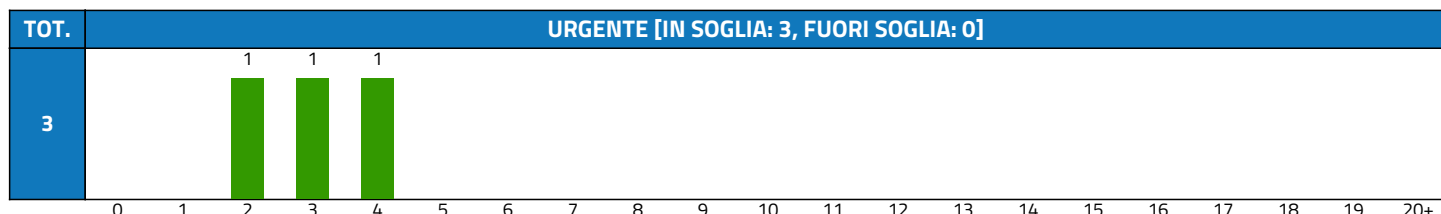
### 45.13 - ESOFAGOGASTRODUODENOSCOPIA [EGDS]

APP.	IN SOGLIA	FUORI	%	MEDIA	DEV.ST.	CRIT.	
3.851	3.046	805	79,10%	47	60	12,71	
CLASSE	APP.	IN SOGLIA	FUORI	%	MEDIA	DEV.ST.	MAX
URGENTE	4	2	2	50,00%	72	118	276
BREVE	763	535	228	70,12%	14	17	89
DIFFERITA	2.224	1.761	463	79,18%	51	59	403
PROGRAMMATA	857	745	112	86,93%	65	73	717
NON INDICATA	3	3	0	100,00%	0	0	0



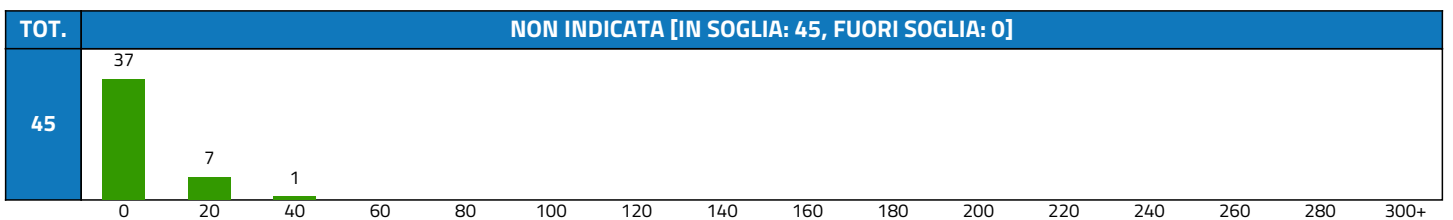

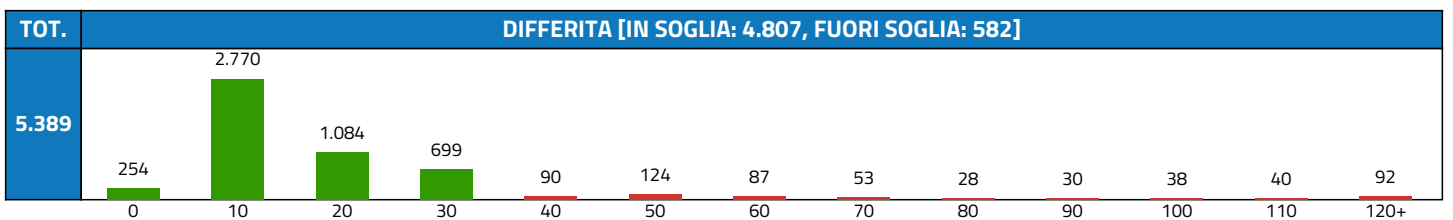
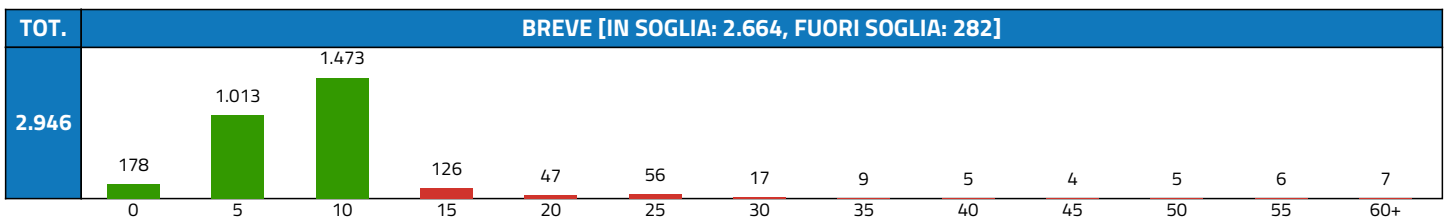
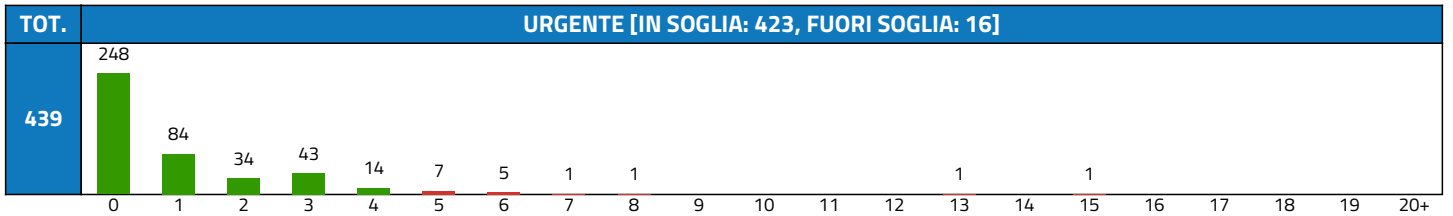
## 89.37.1 - SPIROMETRIA SEMPLICE

APP.	IN SOGLIA	FUORI	%	MEDIA	DEV.ST.	CRIT.	
2.099	1.598	501	76,13%	57	86	12,35	
CLASSE	APP.	IN SOGLIA	FUORI	%	MEDIA	DEV.ST.	MAX
URGENTE	3	3	0	100,00%	3	1	4
BREVE	97	67	30	69,07%	38	67	356
DIFFERITA	1.278	892	386	69,80%	65	95	455
PROGRAMMATA	698	618	80	88,54%	46	64	391
NON INDICATA	23	18	5	78,26%	65	122	378



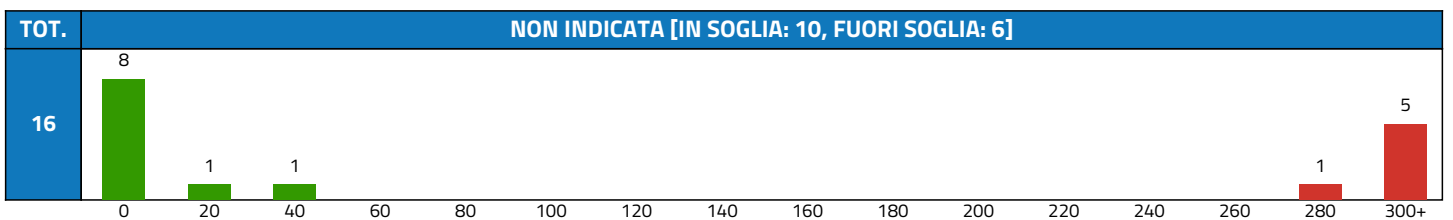
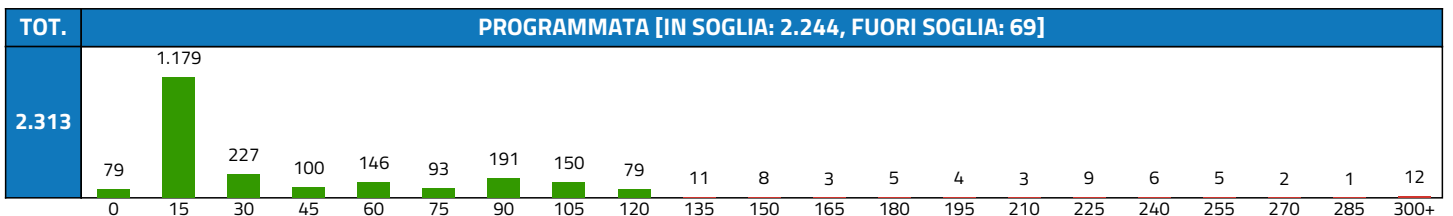
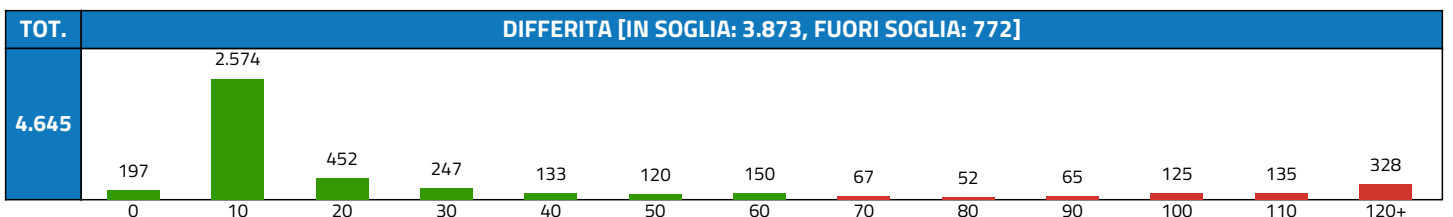
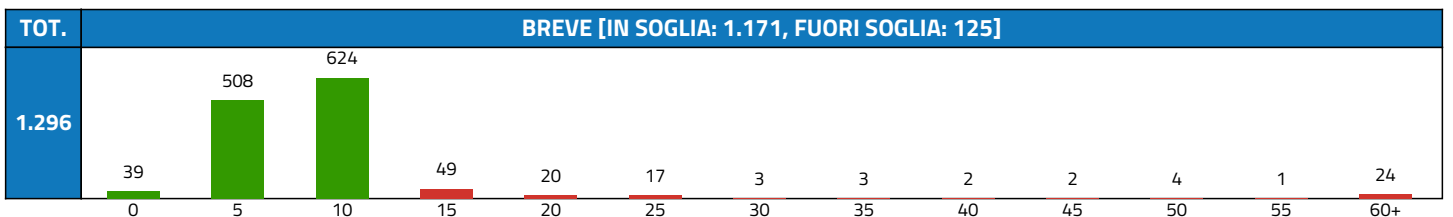
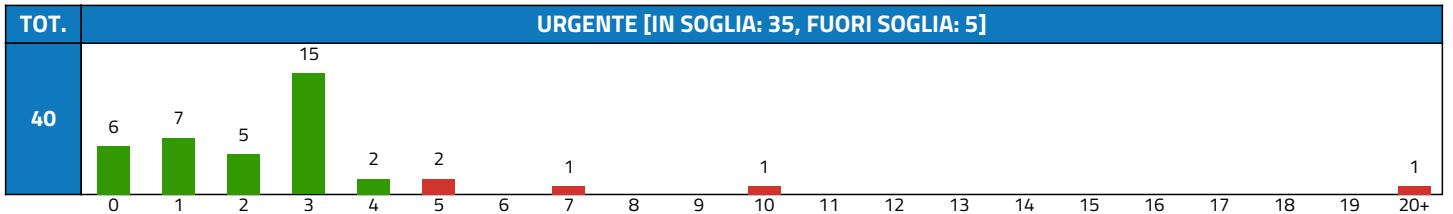
## 89.7B.8 - PRIMA VISITA OTORINOLARINGOIATRICA

APP.	IN SOGLIA	FUORI	%	MEDIA	DEV.ST.	CRIT.	
11.158	10.249	909	91,85%	14	22	12,06	
CLASSE	APP.	IN SOGLIA	FUORI	%	MEDIA	DEV.ST.	MAX
URGENTE	439	423	16	96,36%	1	2	15
BREVE	2.946	2.664	282	90,43%	7	7	100
DIFFERITA	5.389	4.807	582	89,20%	17	26	392
PROGRAMMATA	2.339	2.310	29	98,76%	19	24	228
NON INDICATA	45	45	0	100,00%	1	4	25



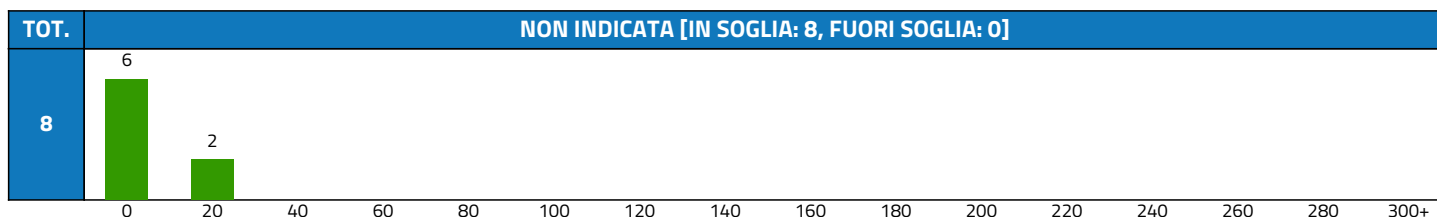

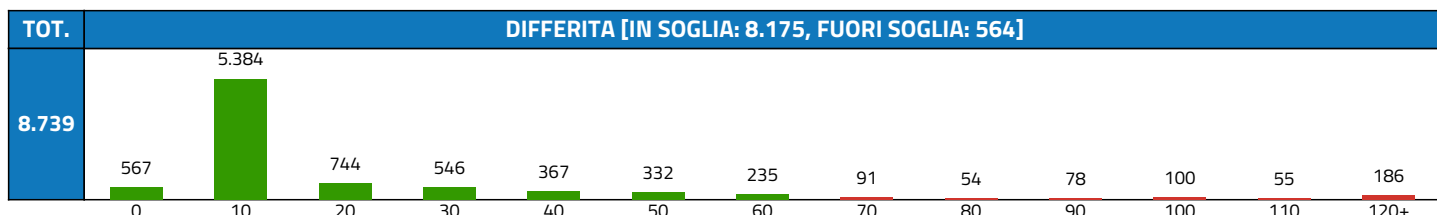

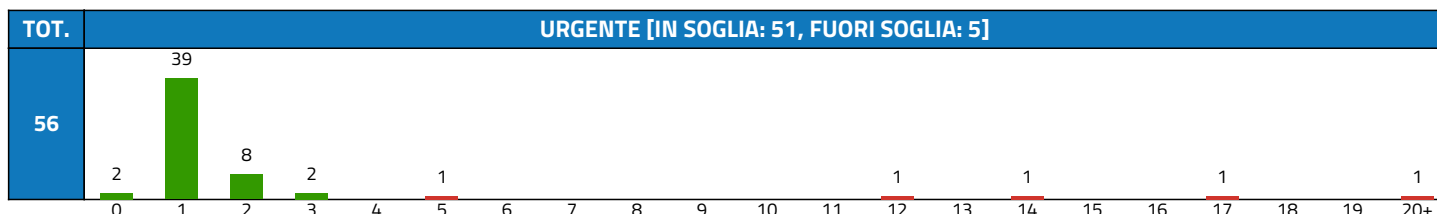
## 88.71.4 - DIAGNOSTICA ECOGRAFICA DEL CAPO E DEL COLLO

APP.	IN SOGLIA	FUORI	%	MEDIA	DEV.ST.	CRIT.	
8.310	7.333	977	88,24%	27	46	11,37	
CLASSE	APP.	IN SOGLIA	FUORI	%	MEDIA	DEV.ST.	MAX
URGENTE	40	35	5	87,50%	3	4	22
BREVE	1.296	1.171	125	90,35%	8	18	356
DIFFERITA	4.645	3.873	772	83,38%	28	46	392
PROGRAMMATA	2.313	2.244	69	97,02%	36	50	551
NON INDICATA	16	10	6	62,50%	172	232	629



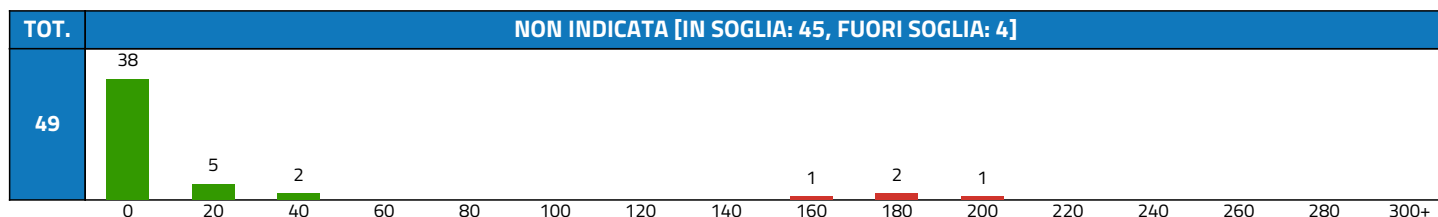

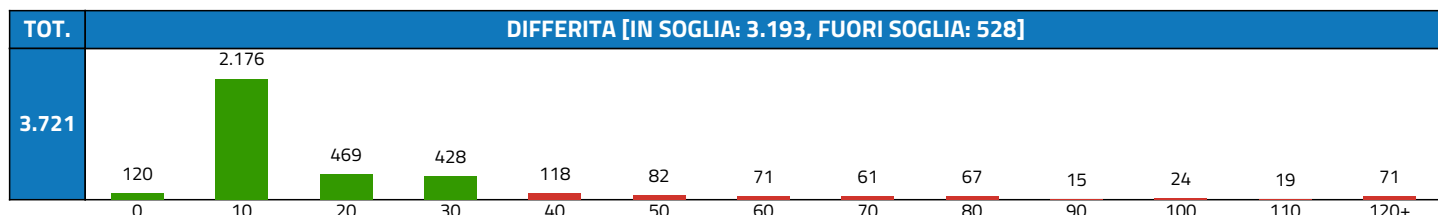
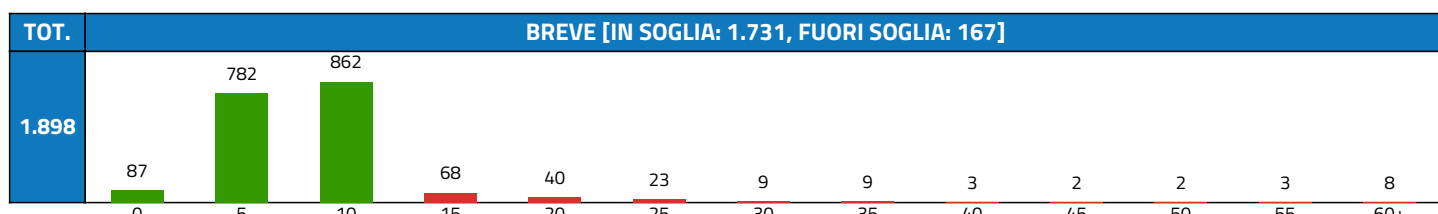
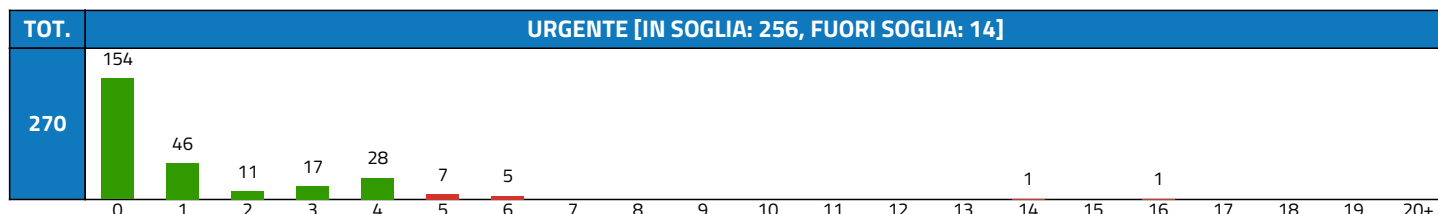
## 88.72.2 - ECO(COLOR)DOPPLERGRAFIA CARDIACA a riposo

APP.	IN SOGLIA	FUORI	%	MEDIA	DEV.ST.	CRIT.	
17.165	16.136	1.029	94,01%	19	44	10,10	
CLASSE	APP.	IN SOGLIA	FUORI	%	MEDIA	DEV.ST.	MAX
URGENTE	56	51	5	91,07%	2	4	21
BREVE	2.679	2.493	186	93,06%	6	6	110
DIFFERITA	8.739	8.175	564	93,55%	17	31	323
PROGRAMMATA	5.683	5.409	274	95,18%	29	63	799
NON INDICATA	8	8	0	100,00%	2	4	12



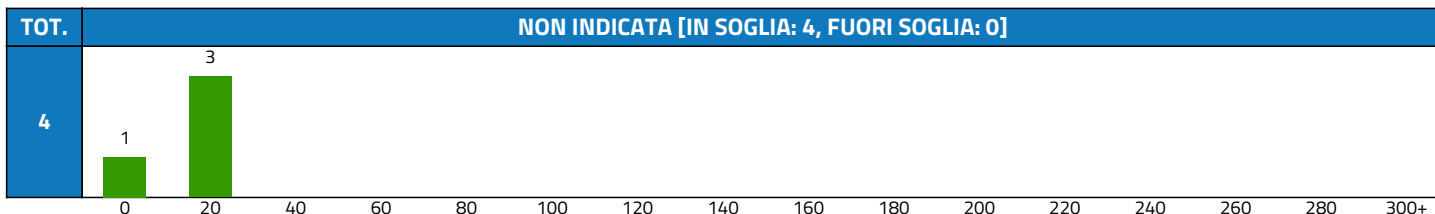
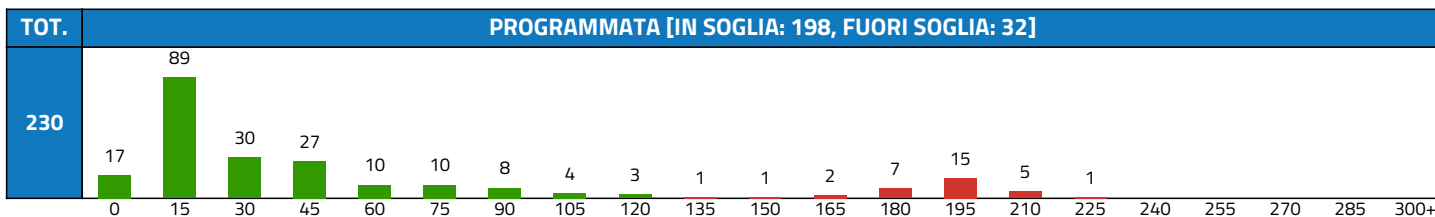
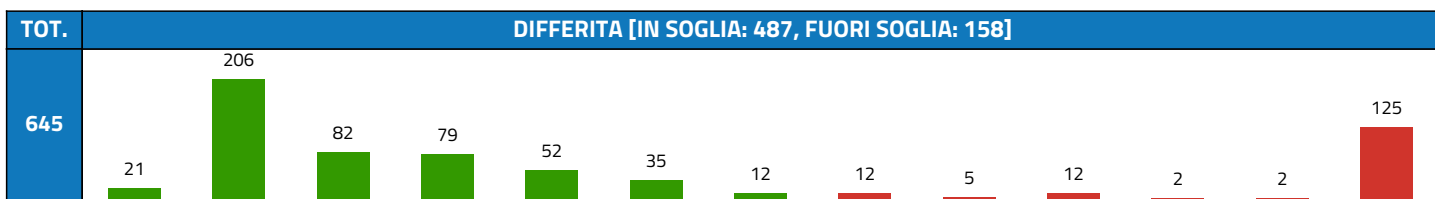
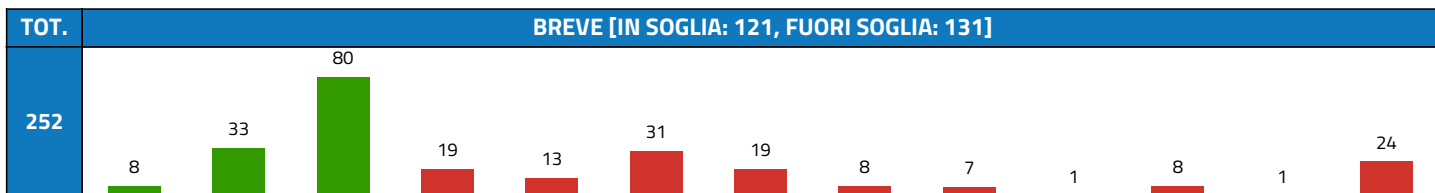
## 89.7C.2 - PRIMA VISITA UROLOGICA

APP.	IN SOGLIA	FUORI	%	MEDIA	DEV.ST.	CRIT.	
7.906	7.168	738	90,67%	15	24	10,02	
CLASSE	APP.	IN SOGLIA	FUORI	%	MEDIA	DEV.ST.	MAX
URGENTE	270	256	14	94,81%	1	2	16
BREVE	1.898	1.731	167	91,20%	7	13	333
DIFFERITA	3.721	3.193	528	85,81%	17	28	257
PROGRAMMATA	1.968	1.943	25	98,73%	20	25	251
NON INDICATA	49	45	4	91,84%	15	47	195



### 88.93.3 - RM DEL RACHIDE DORSALE

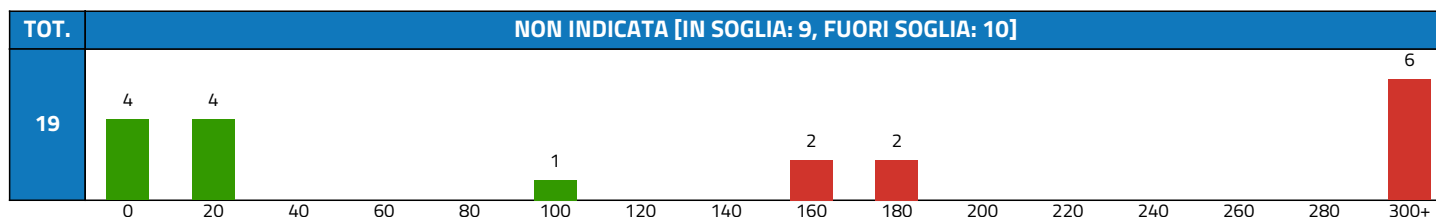
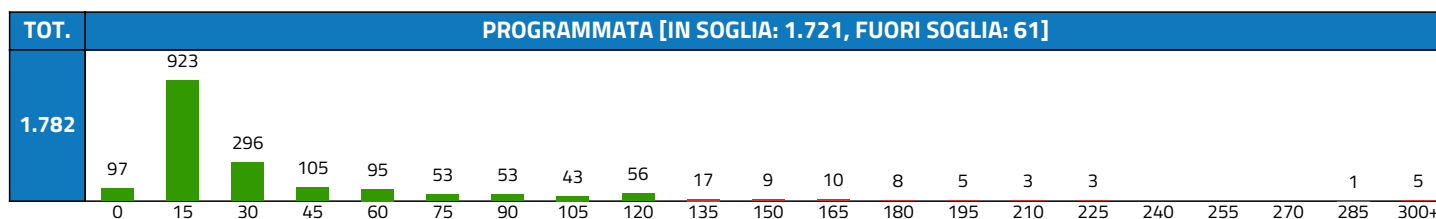
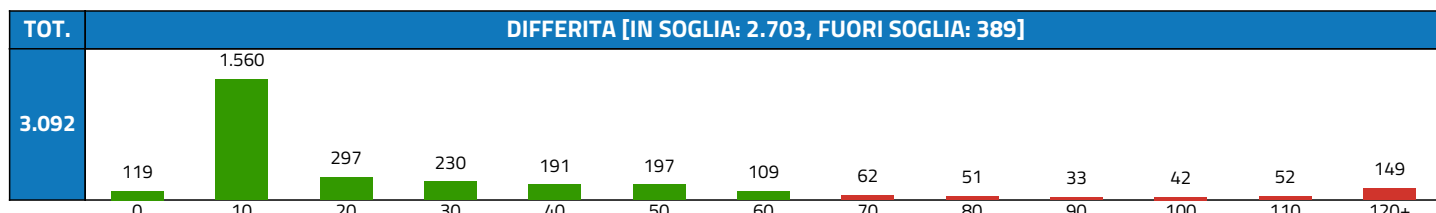
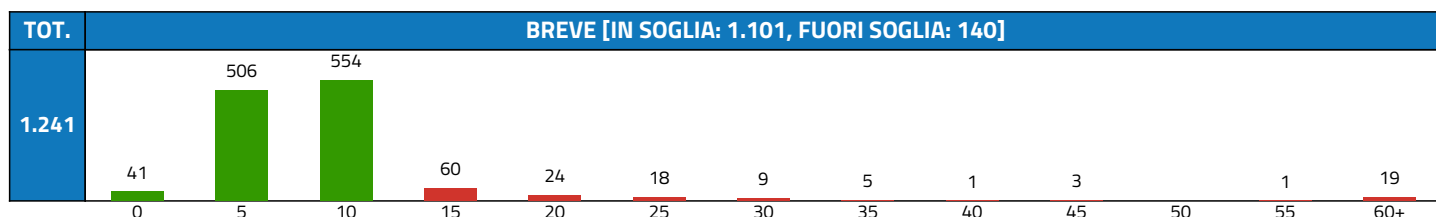
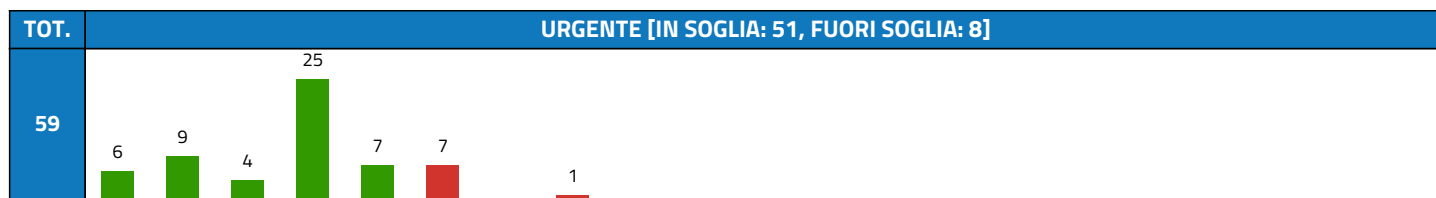
APP.	IN SOGLIA	FUORI	%	MEDIA	DEV.ST.	CRIT.	
1.131	810	321	71,62%	53	93	7,84	
CLASSE	APP.	IN SOGLIA	FUORI	%	MEDIA	DEV.ST.	MAX
BREVE	252	121	131	48,02%	21	21	104
DIFFERITA	645	487	158	75,50%	69	114	660
PROGRAMMATA	230	198	32	86,09%	45	61	225
NON INDICATA	4	4	0	100,00%	5	4	10



### 88.74.1 - ECOGRAFIA DELL'ADDOME SUPERIORE

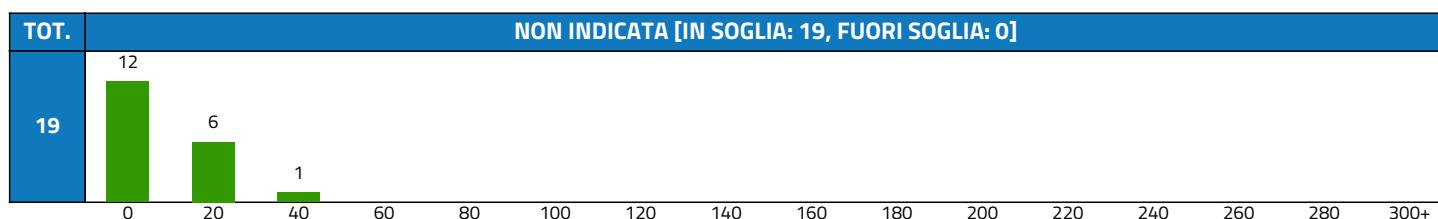
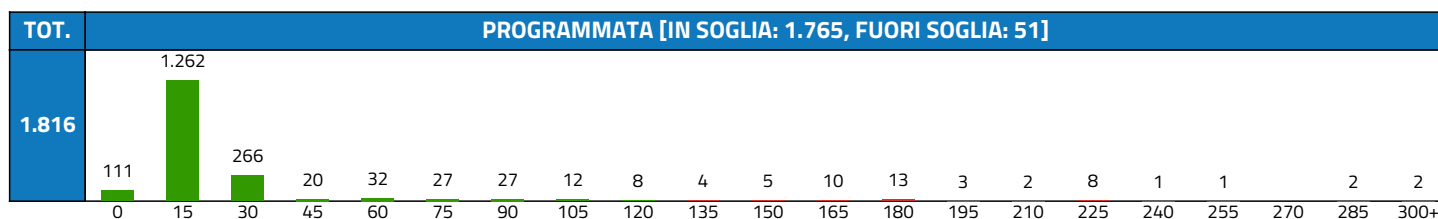
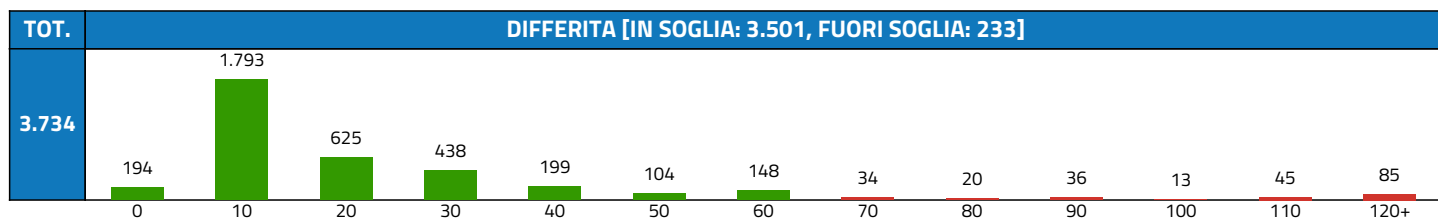
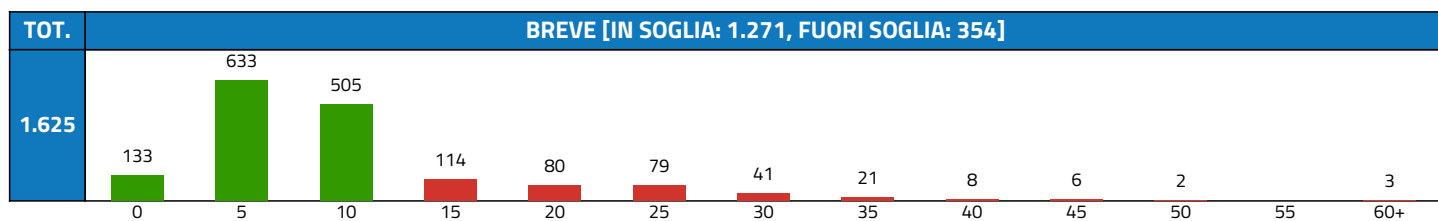
APP.	IN SOGLIA	FUORI	%	MEDIA	DEV.ST.	CRIT.	
6.193	5.585	608	90,18%	23	40	7,01	
CLASSE	APP.	IN SOGLIA	FUORI	%	MEDIA	DEV.ST.	MAX
URGENTE	59	51	8	86,44%	3	2	7
BREVE	1.241	1.101	140	88,72%	8	17	176
DIFFERITA	3.092	2.703	389	87,42%	26	37	261
PROGRAMMATA	1.782	1.721	61	96,58%	27	42	448
NON INDICATA	19	9	10	47,37%	208	239	616





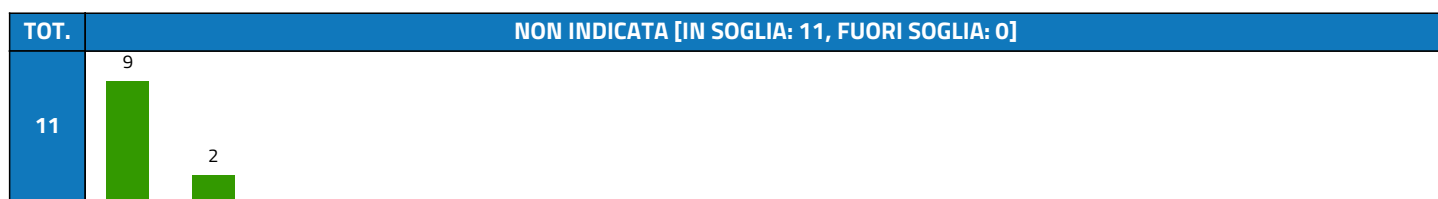
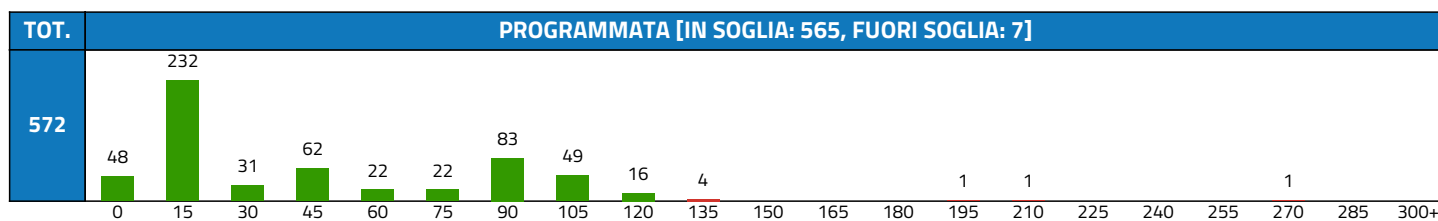

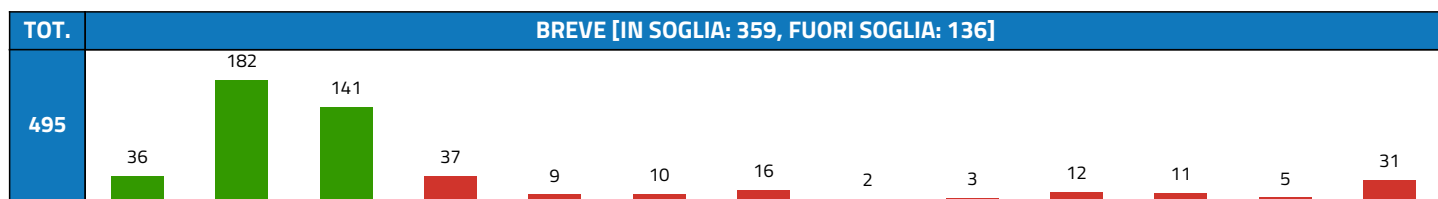
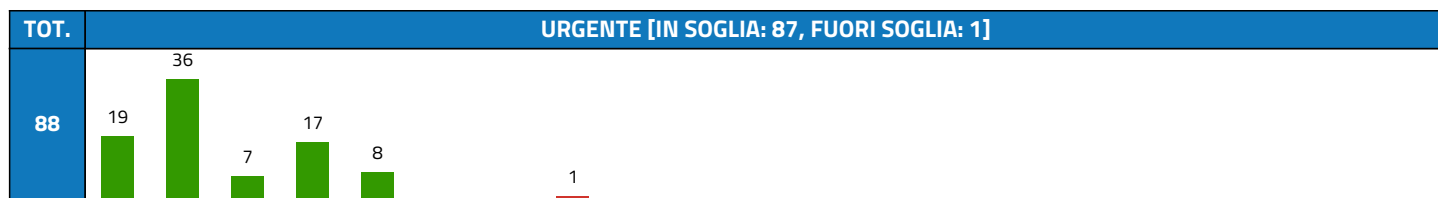
87.41 - TC DEL TORACE							
APP.	IN SOGLIA	FUORI	%	MEDIA	DEV.ST.	CRIT.	
7.315	6.662	653	91,07%	16	27	6,02	
CLASSE	APP.	IN SOGLIA	FUORI	%	MEDIA	DEV.ST.	MAX
URGENTE	121	106	15	87,60%	2	2	12
BREVE	1.625	1.271	354	78,22%	8	8	63
DIFFERITA	3.734	3.501	233	93,76%	19	28	256
PROGRAMMATA	1.816	1.765	51	97,19%	17	34	310
NON INDICATA	19	19	0	100,00%	3	7	33





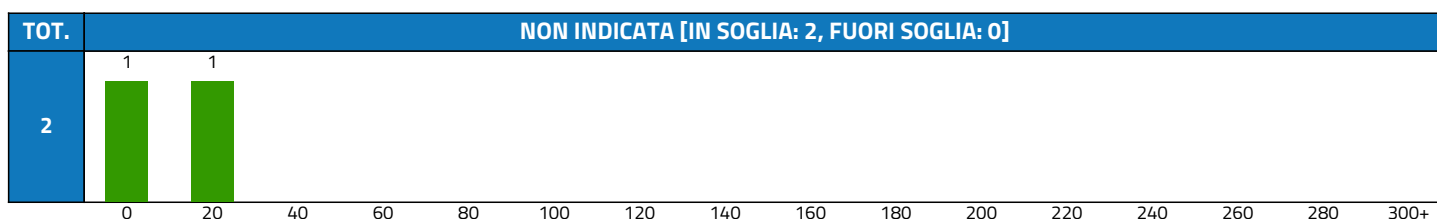
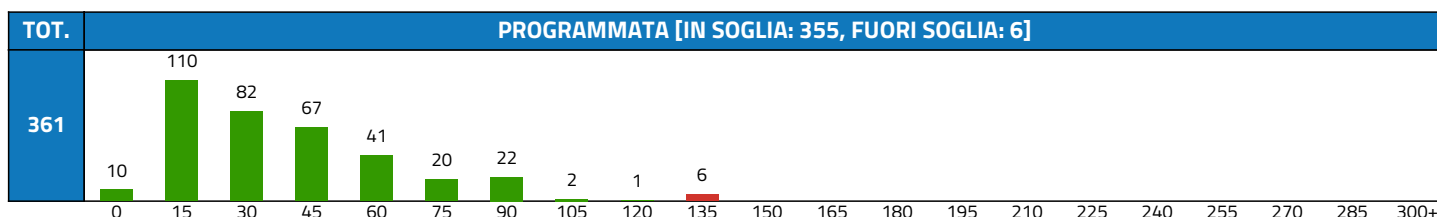
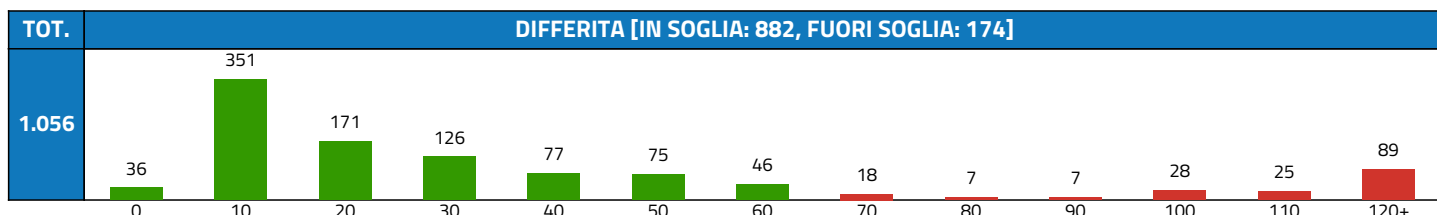
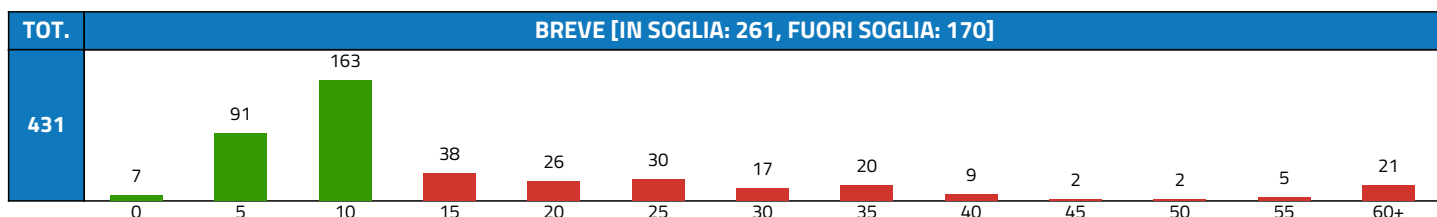

89.7B.4 - PRIMA VISITA NEFROLOGICA							
APP.	IN SOGLIA	FUORI	%	MEDIA	DEV.ST.	CRIT.	
2.174	1.886	288	86,75%	21	31	5,67	
CLASSE	APP.	IN SOGLIA	FUORI	%	MEDIA	DEV.ST.	MAX
URGENTE	88	87	1	98,86%	2	1	7
BREVE	495	359	136	72,53%	13	17	93
DIFFERITA	1.008	864	144	85,71%	17	27	158
PROGRAMMATA	572	565	7	98,78%	37	40	261
NON INDICATA	11	11	0	100,00%	0	1	4



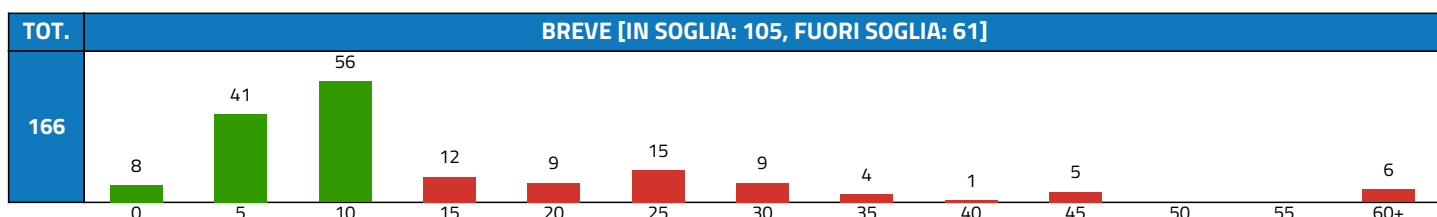


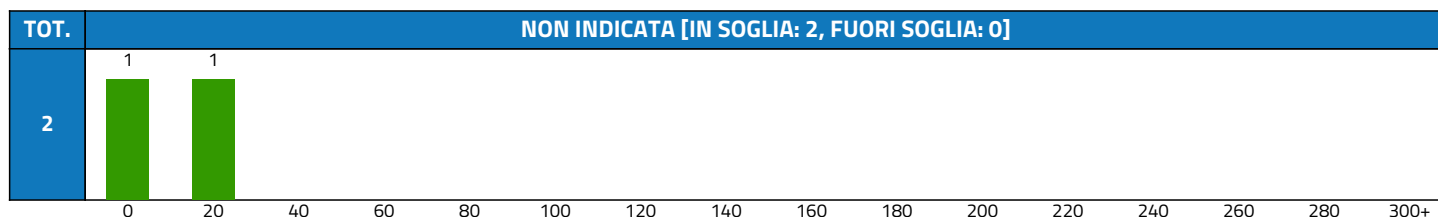
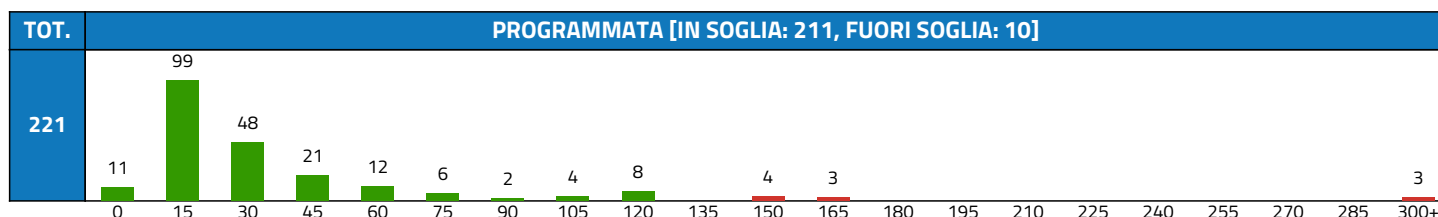
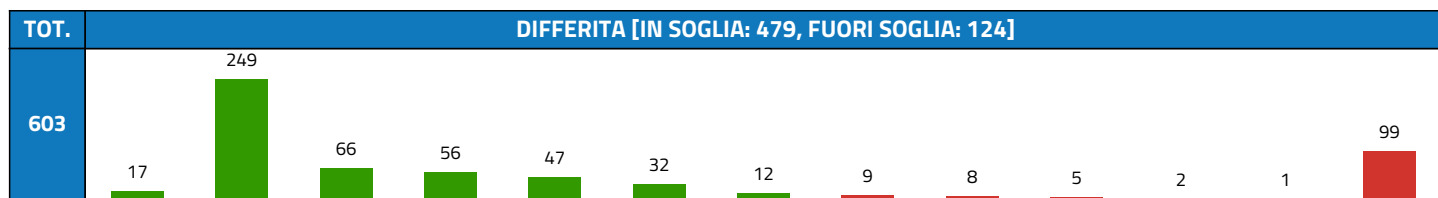
88.94.4 - RM DELLA SPALLA							
APP.	IN SOGLIA	FUORI	%	MEDIA	DEV.ST.	CRIT.	
1.852	1.501	351	81,05%	30	38	5,46	
CLASSE	APP.	IN SOGLIA	FUORI	%	MEDIA	DEV.ST.	MAX
URGENTE	2	1	1	50,00%	25	22	47
BREVE	431	261	170	60,56%	16	18	169
DIFFERITA	1.056	882	174	83,52%	36	45	222
PROGRAMMATA	361	355	6	98,34%	31	28	134
NON INDICATA	2	2	0	100,00%	3	3	5





88.94.A - RM DEL BACINO							
APP.	IN SOGLIA	FUORI	%	MEDIA	DEV.ST.	CRIT.	
992	797	195	80,34%	48	100	5,38	
CLASSE	APP.	IN SOGLIA	FUORI	%	MEDIA	DEV.ST.	MAX
BREVE	166	105	61	63,25%	15	22	170
DIFFERITA	603	479	124	79,44%	64	121	698
PROGRAMMATA	221	211	10	95,48%	32	54	429
NON INDICATA	2	2	0	100,00%	1	1	1

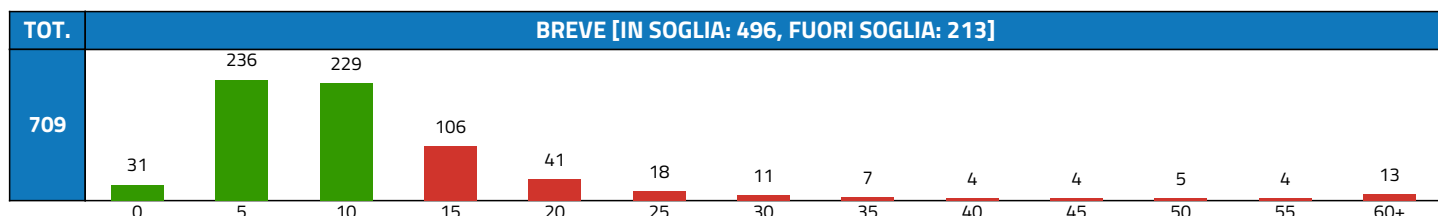
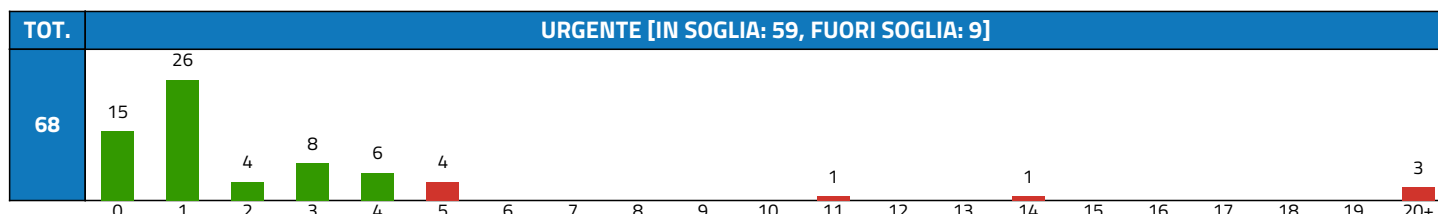


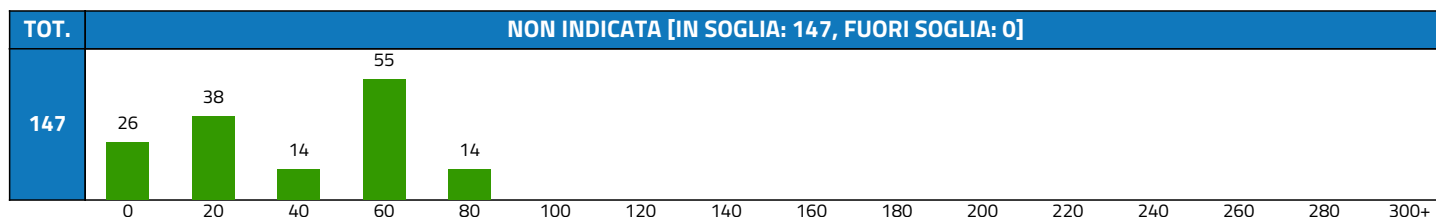

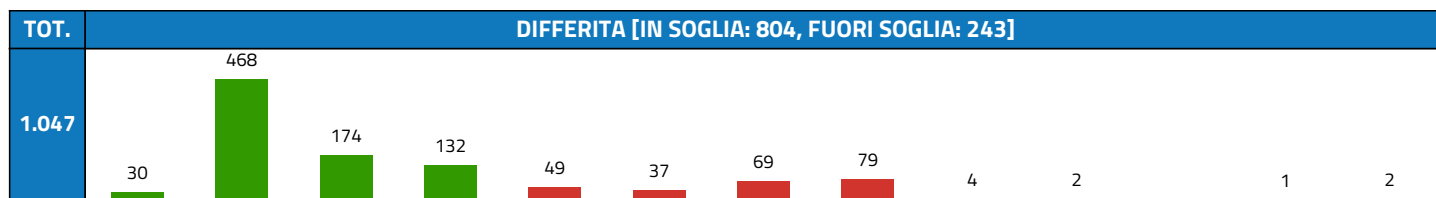


**89.7 - PRIMA VISITA EMATOLOGICA**

APP.	IN SOGLIA	FUORI	%	MEDIA	DEV.ST.	CRIT.
2.496	2.030	466	81,33%	18	20	4,63

CLASSE	APP.	IN SOGLIA	FUORI	%	MEDIA	DEV.ST.	MAX
URGENTE	68	59	9	86,76%	3	5	26
BREVE	709	496	213	69,96%	10	11	67
DIFFERITA	1.047	804	243	76,79%	20	21	120
PROGRAMMATA	525	524	1	99,81%	25	22	122
NON INDICATA	147	147	0	100,00%	31	26	77



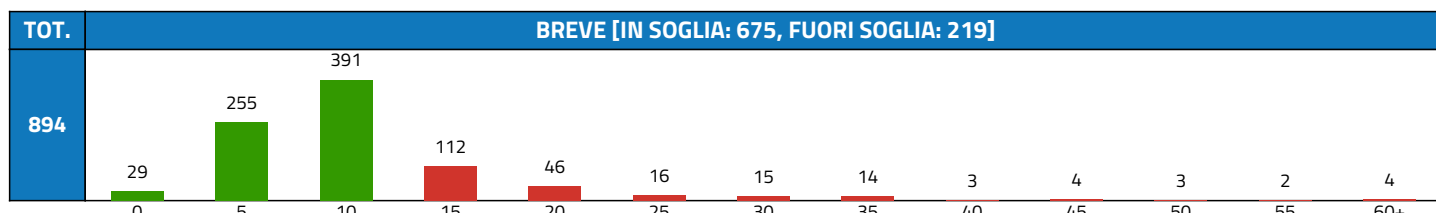
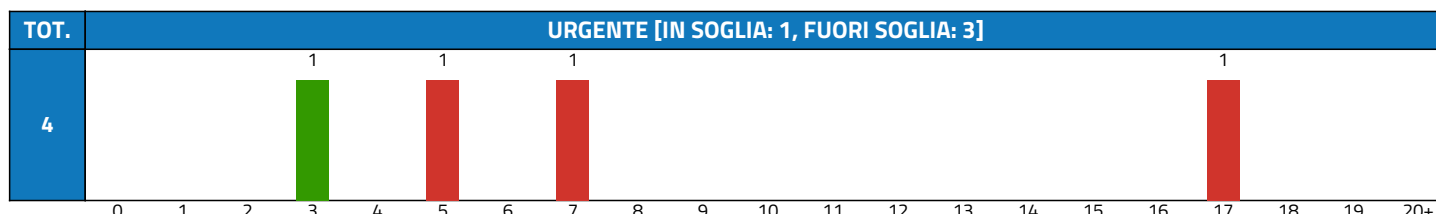


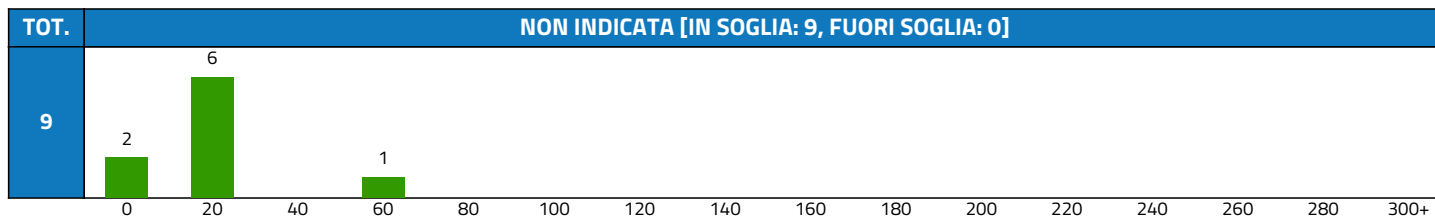

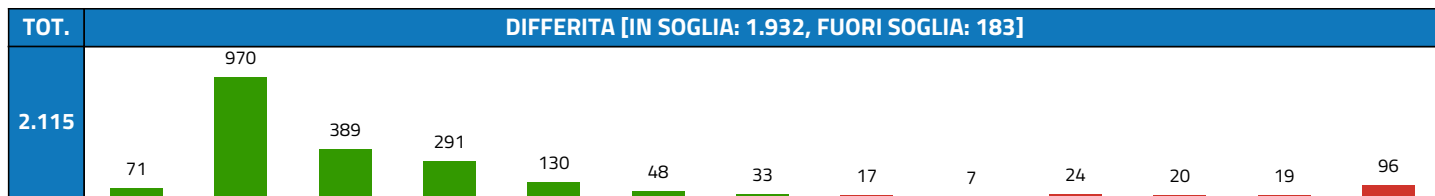
**88.94.D - RM DEL GINOCCHIO**

APP.	IN SOGLIA	FUORI	%	MEDIA	DEV.ST.	CRIT.
3.740	3.333	407	89,12%	19	30	4,27

CLASSE	APP.	IN SOGLIA	FUORI	%	MEDIA	DEV.ST.	MAX
URGENTE	4	1	3	25,00%	8	5	17
BREVE	894	675	219	75,50%	9	10	135
DIFFERITA	2.115	1.932	183	91,35%	23	36	287
PROGRAMMATA	718	716	2	99,72%	19	22	135
NON INDICATA	9	9	0	100,00%	9	12	41

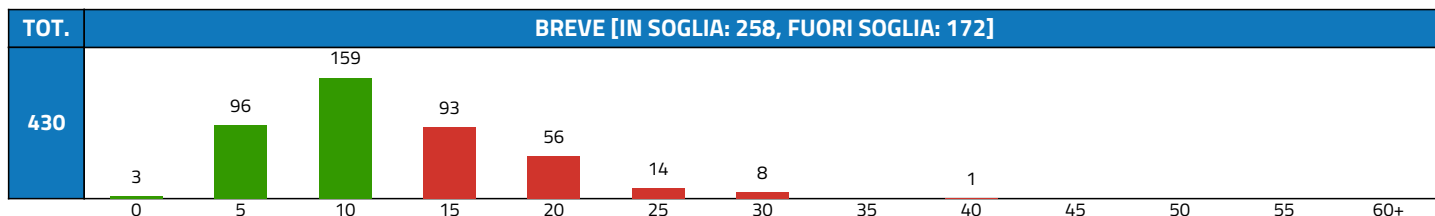
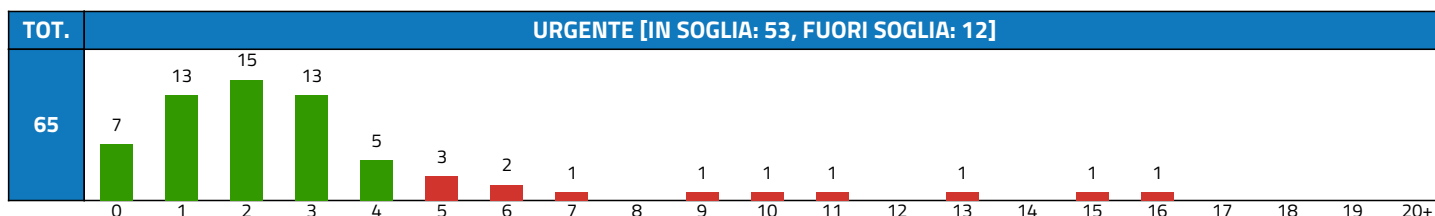


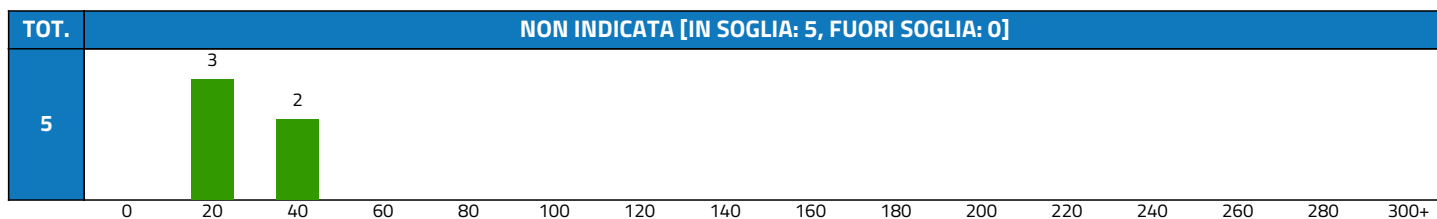
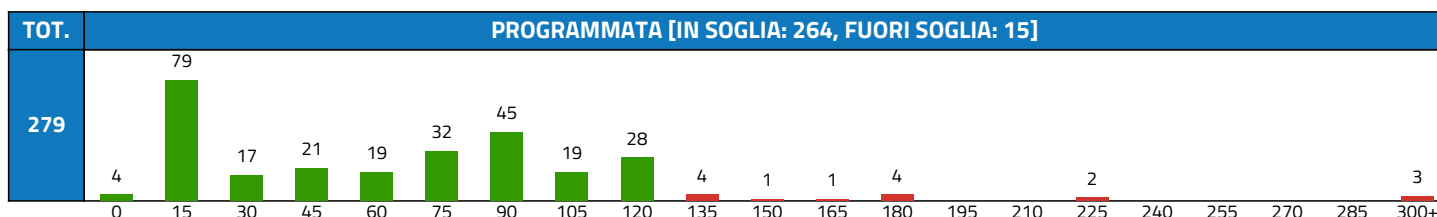
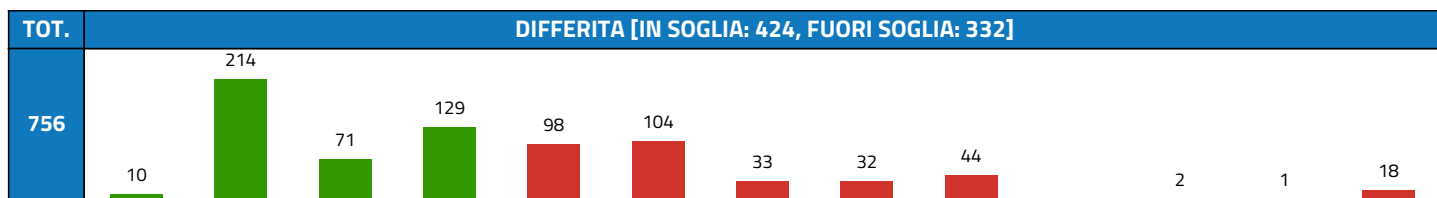


**89.7A.6 - PRIMA VISITA CHIRURGICA VASCOLARE**

APP.	IN SOGLIA	FUORI	%	MEDIA	DEV.ST.	CRIT.
1.535	1.004	531	65,41%	29	37	4,12

CLASSE	APP.	IN SOGLIA	FUORI	%	MEDIA	DEV.ST.	MAX
URGENTE	65	53	12	81,54%	3	3	16
BREVE	430	258	172	60,00%	10	6	39
DIFFERITA	756	424	332	56,08%	31	30	209
PROGRAMMATA	279	264	15	94,62%	60	60	455
NON INDICATA	5	5	0	100,00%	17	7	23

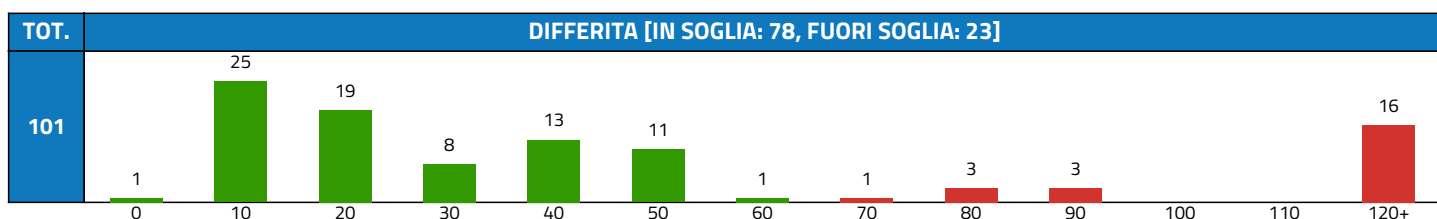
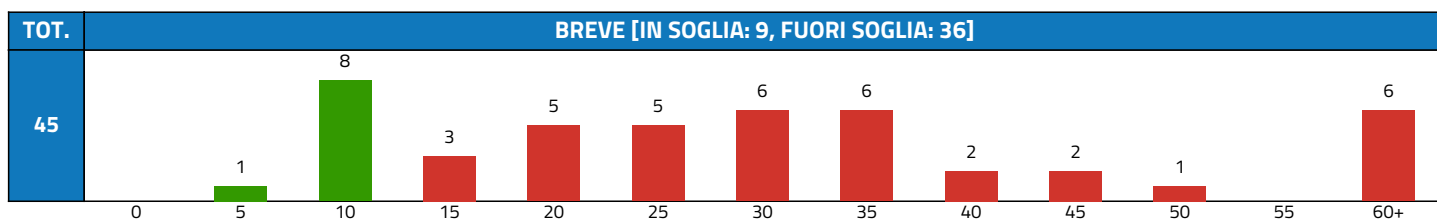



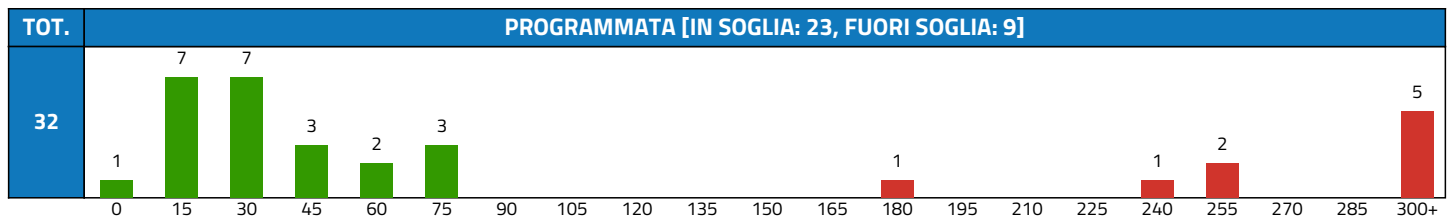


**88.95.4 - RM DI ADDOME INFERIORE E SCAVO PELVICO**

APP.	IN SOGLIA	FUORI	%	MEDIA	DEV.ST.	CRIT.
179	111	68	62,01%	70	111	2,67

CLASSE	APP.	IN SOGLIA	FUORI	%	MEDIA	DEV.ST.	MAX
URGENTE	1	1	0	100,00%	4	0	4
BREVE	45	9	36	20,00%	52	97	446
DIFFERITA	101	78	23	77,23%	65	99	403
PROGRAMMATA	32	23	9	71,88%	112	149	466



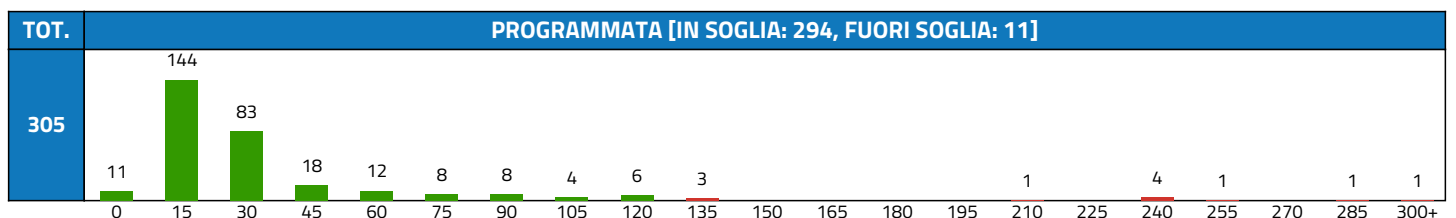
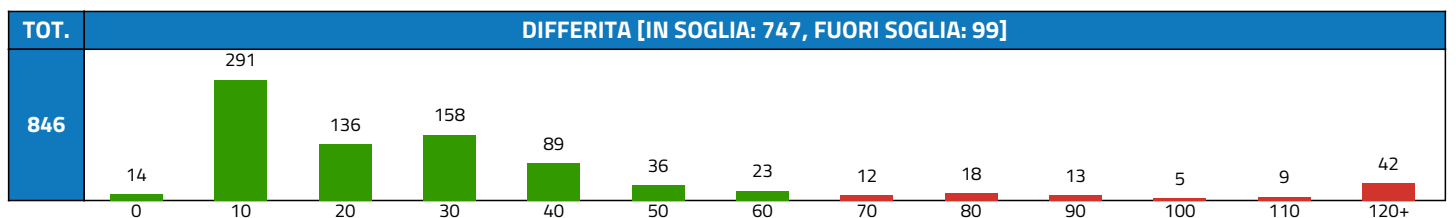
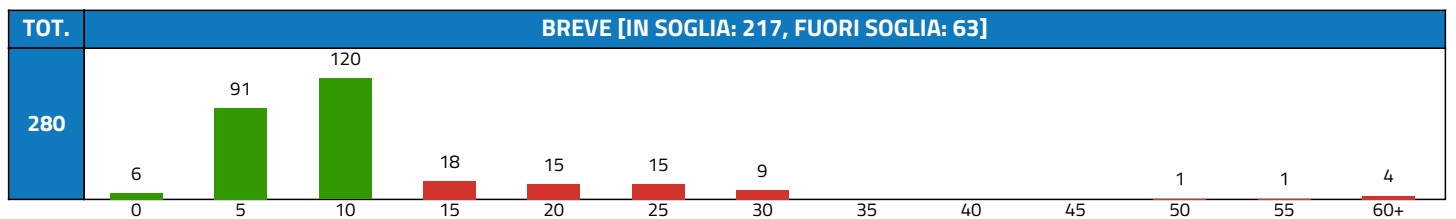



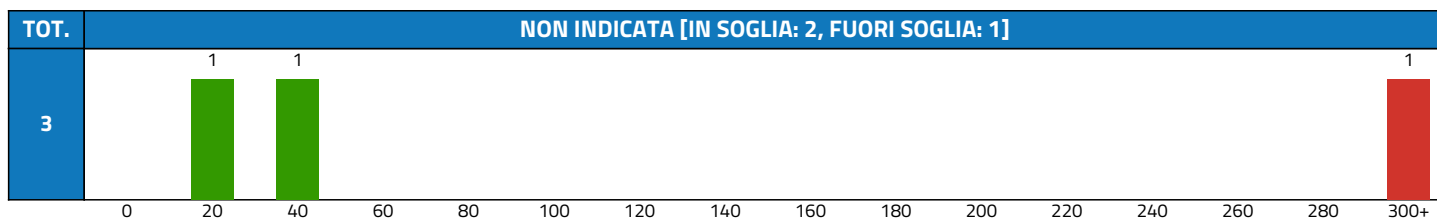
**88.75.1 - ECOGRAFIA DELL'ADDOME INFERIORE**

APP.	IN SOGLIA	FUORI	%	MEDIA	DEV.ST.	CRIT.
1.447	1.271	176	87,84%	26	43	2,25

CLASSE	APP.	IN SOGLIA	FUORI	%	MEDIA	DEV.ST.	MAX
URGENTE	13	11	2	84,62%	3	2	7
BREVE	280	217	63	77,50%	10	15	149
DIFFERITA	846	747	99	88,30%	30	43	340
PROGRAMMATA	305	294	11	96,39%	28	45	326
NON INDICATA	3	2	1	66,67%	196	256	558



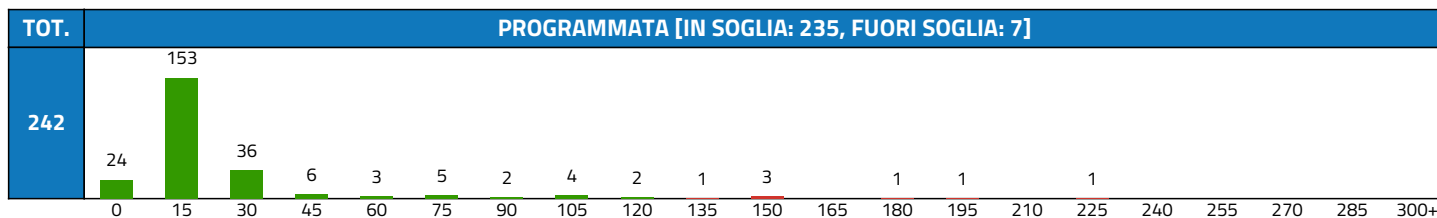
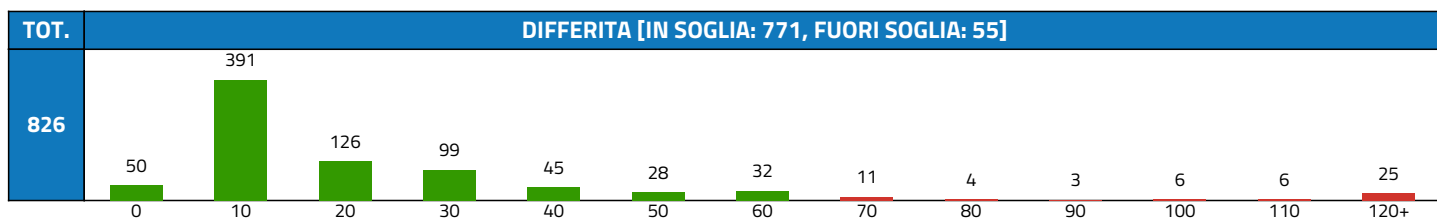
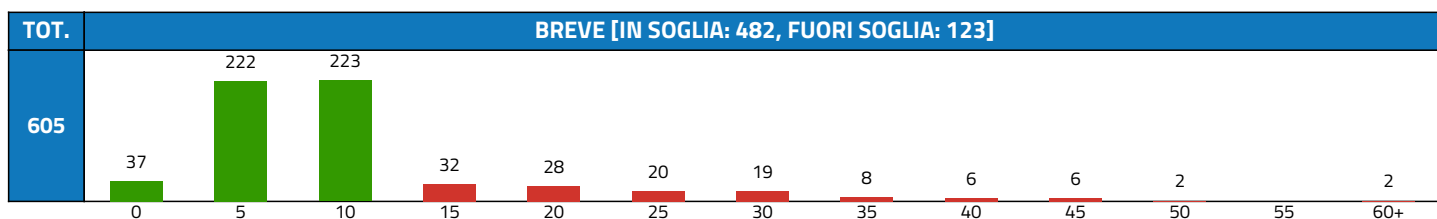
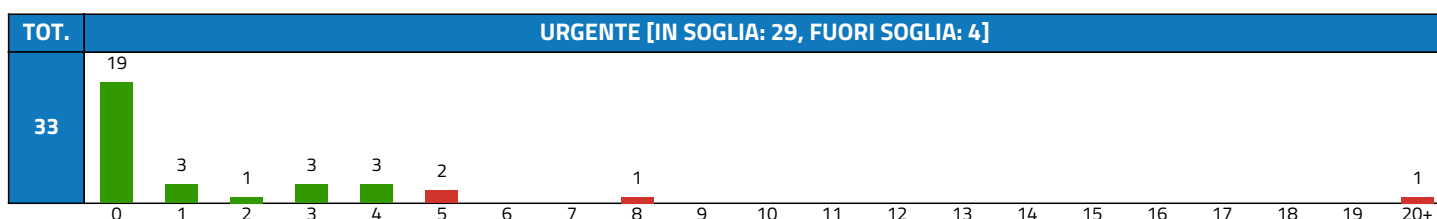


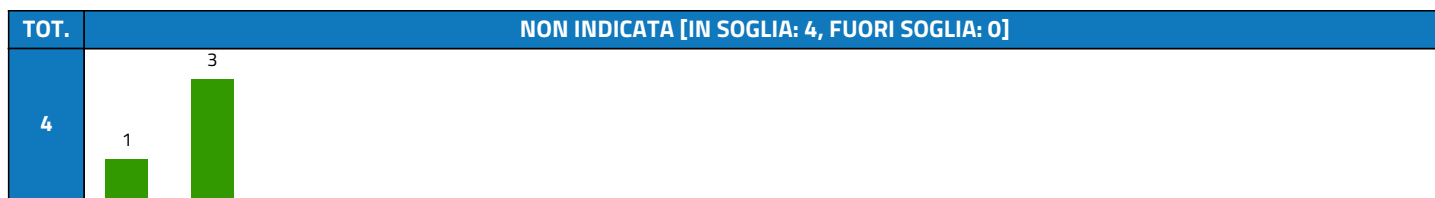
**88.01.5 - TC DELL'ADDOME COMPLETO**

APP.	IN SOGLIA	FUORI	%	MEDIA	DEV.ST.	CRIT.
1.710	1.521	189	88,95%	15	26	2,23


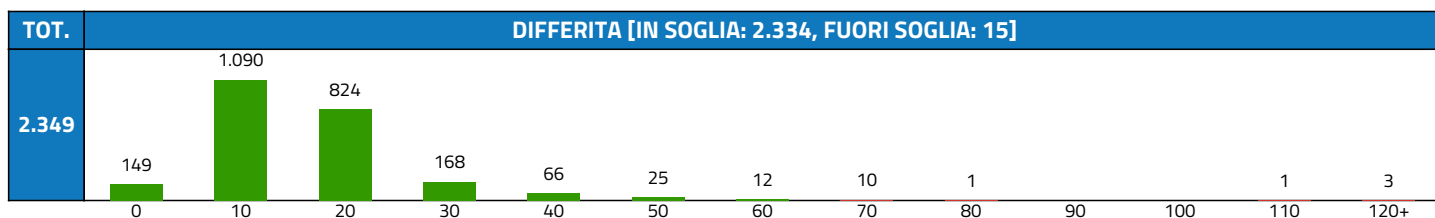
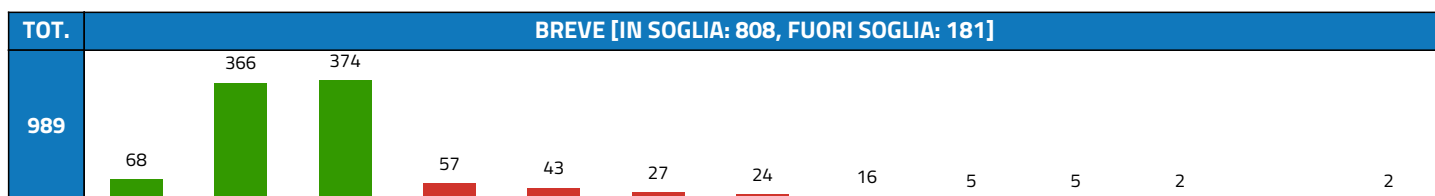

CLASSE	APP.	IN SOGLIA	FUORI	%	MEDIA	DEV.ST.	MAX
URGENTE	33	29	4	87,88%	2	5	30
BREVE	605	482	123	79,67%	8	9	73
DIFFERITA	826	771	55	93,34%	20	30	214
PROGRAMMATA	242	235	7	97,11%	17	33	220
NON INDICATA	4	4	0	100,00%	2	2	4

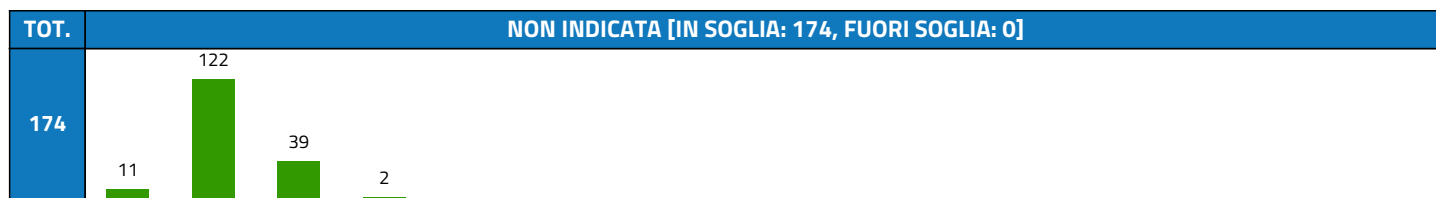




**87.24 - RX DELLA COLONNA LOMBOSACRALE**

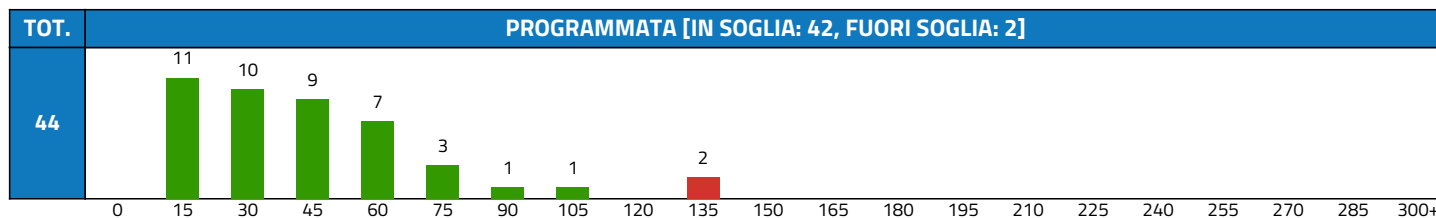
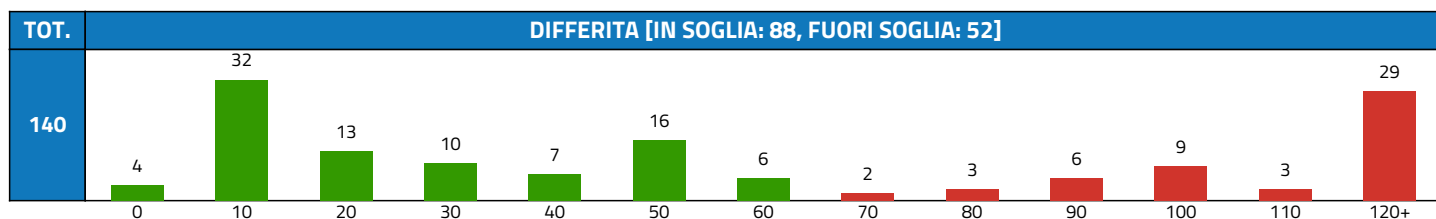
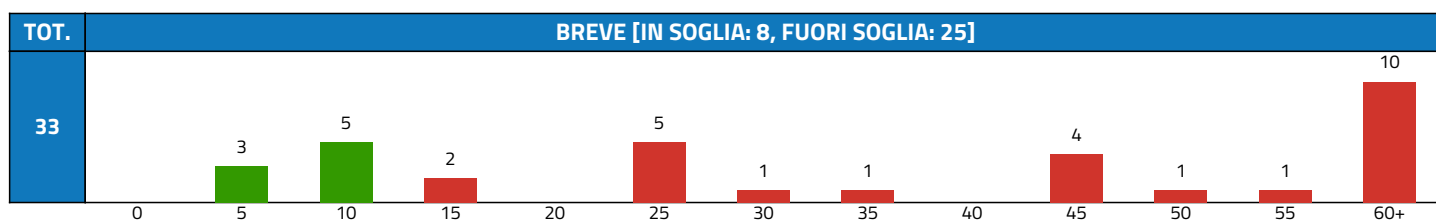
CLASSE	APP.	IN SOGLIA	FUORI	%	MEDIA	DEV.ST.	MAX
URGENTE	111	110	1	99,10%	1	1	7
BREVE	989	808	181	81,70%	8	8	73
DIFFERITA	2.349	2.334	15	99,36%	11	12	221
PROGRAMMATA	467	467	0	100,00%	12	13	60
NON INDICATA	174	174	0	100,00%	13	11	43





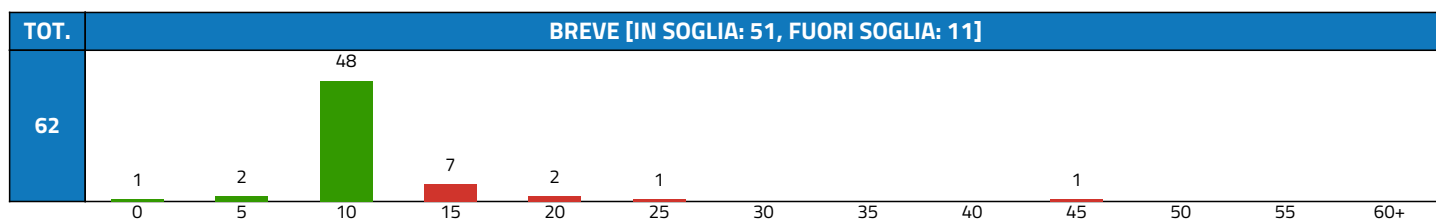
**88.94.B - RM ARTICOLAZIONE COXOFEMORALE MONO E/O BILATERALE**

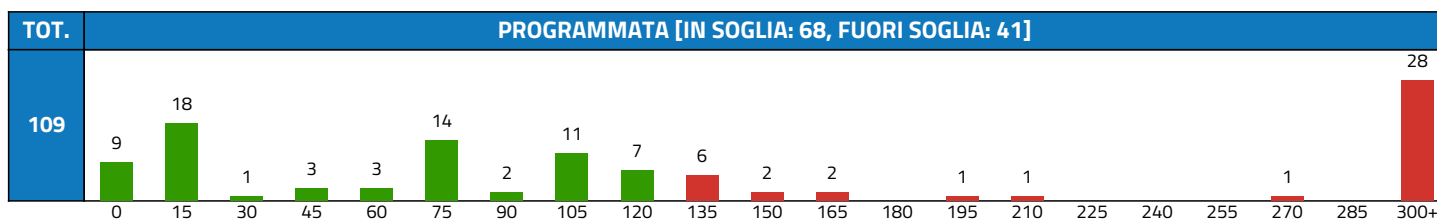
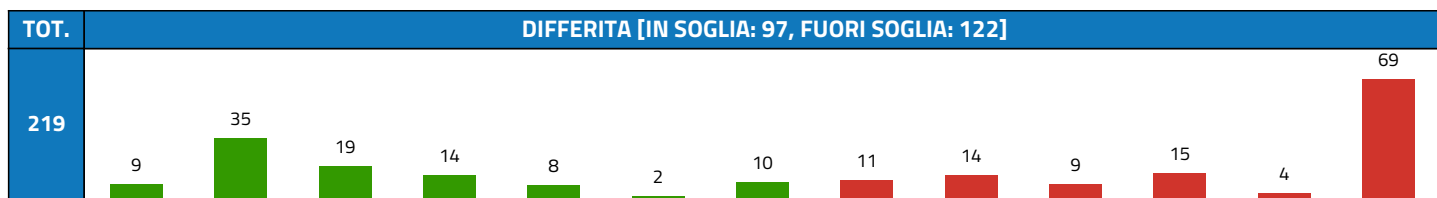
APP.	IN SOGLIA	FUORI	%	MEDIA	DEV.ST.	CRIT.	
217	138	79	63,59%	63	92	2,02	
CLASSE	APP.	IN SOGLIA	FUORI	%	MEDIA	DEV.ST.	MAX
BREVE	33	8	25	24,24%	42	39	169
DIFFERITA	140	88	52	62,86%	76	110	694
PROGRAMMATA	44	42	2	95,45%	37	30	130



**88.76.3 - ECOCOLOR DOPPLER DEI GROSSI VASI ADDOMINALI ARTERIOSI O VENOSI**

APP.	IN SOGLIA	FUORI	%	MEDIA	DEV.ST.	CRIT.	
390	216	174	55,38%	86	106	1,98	
CLASSE	APP.	IN SOGLIA	FUORI	%	MEDIA	DEV.ST.	MAX
BREVE	62	51	11	82,26%	9	6	42
DIFFERITA	219	97	122	44,29%	74	61	404
PROGRAMMATA	109	68	41	62,39%	153	157	493



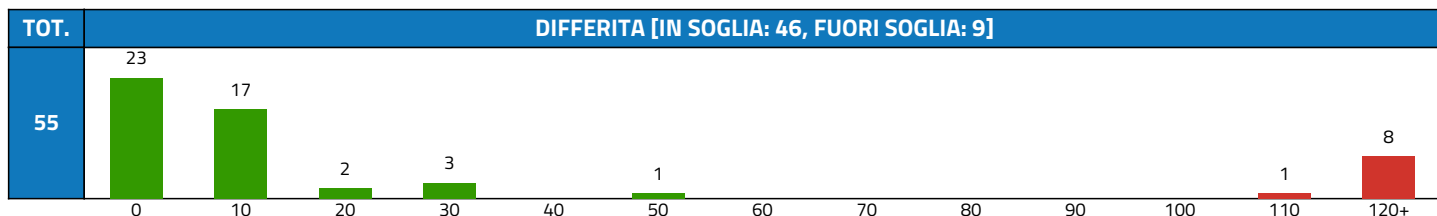
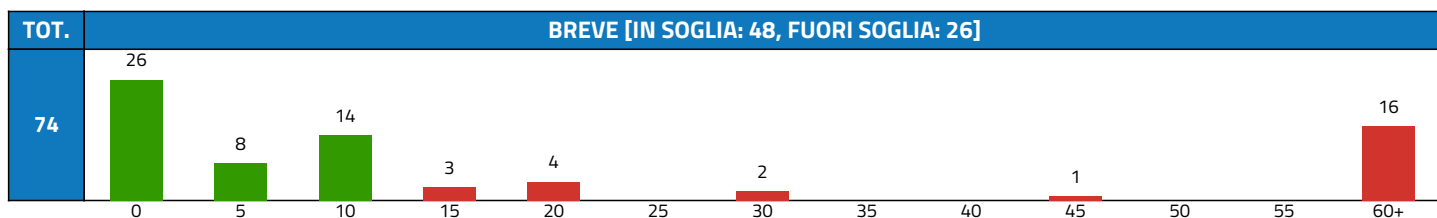



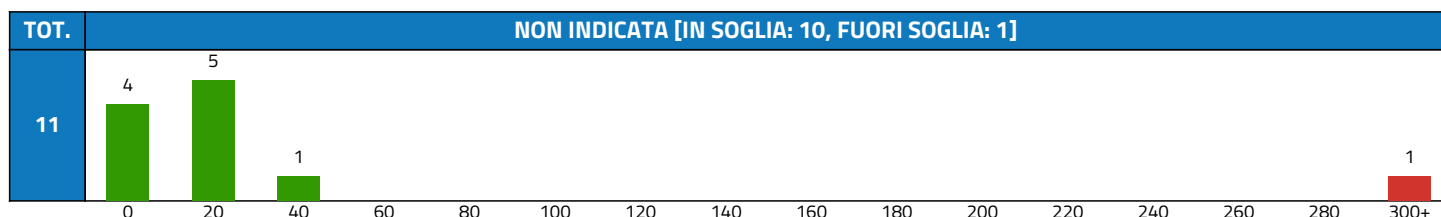
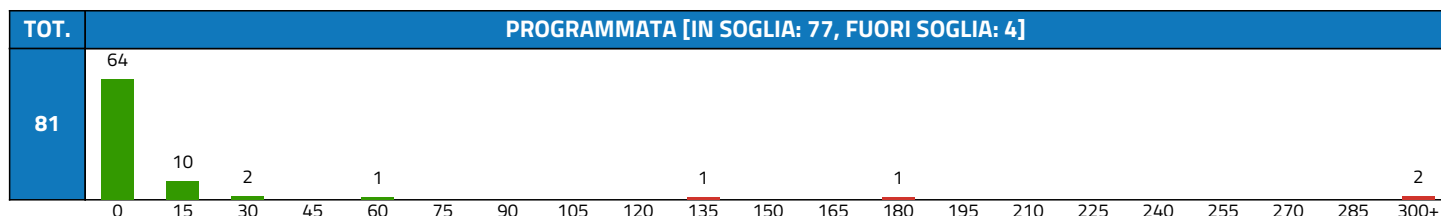
**88.73.2 - ECOGRAFIA MONOLATERALE DELLA MAMMELLA**

APP.	IN SOGLIA	FUORI	%	MEDIA	DEV.ST.	CRIT.
224	183	41	81,70%	24	60	1,97

CLASSE	APP.	IN SOGLIA	FUORI	%	MEDIA	DEV.ST.	MAX
URGENTE	3	2	1	66,67%	5	7	14
BREVE	74	48	26	64,86%	28	46	153
DIFFERITA	55	46	9	83,64%	33	66	284
PROGRAMMATA	81	77	4	95,06%	14	60	365
NON INDICATA	11	10	1	90,91%	37	104	365



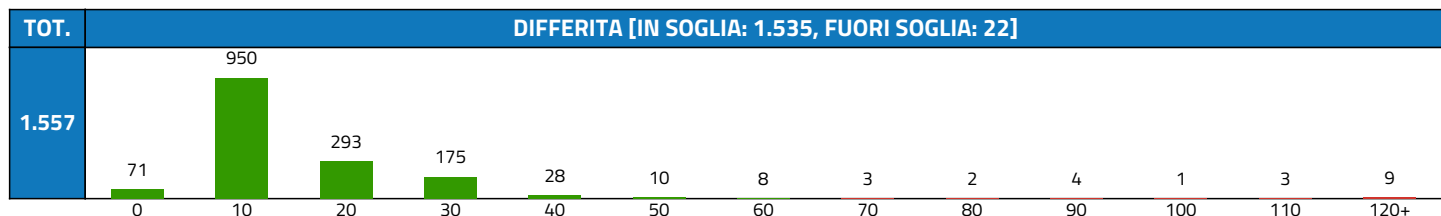
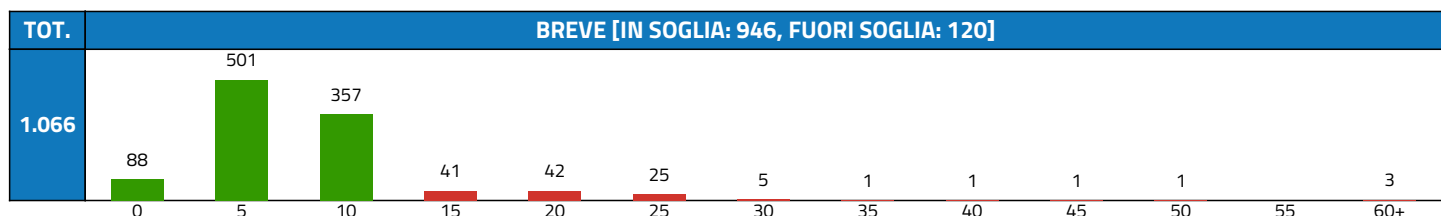
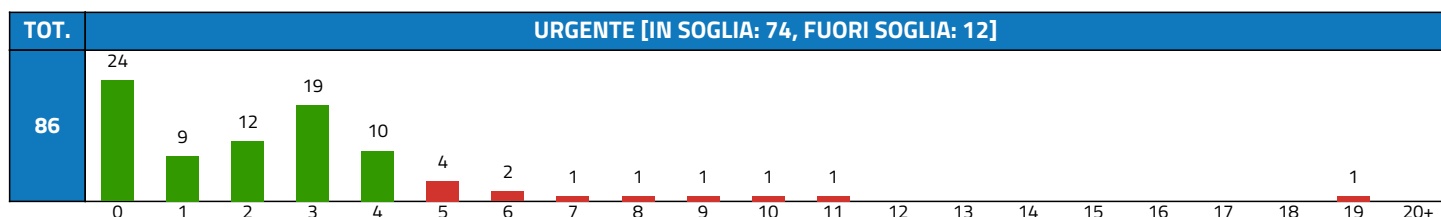


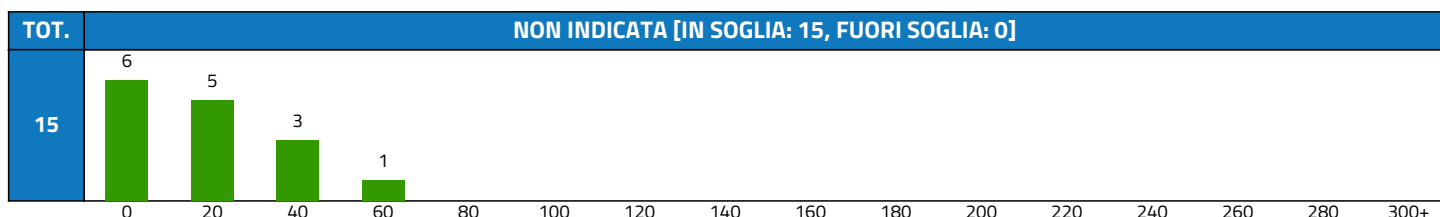
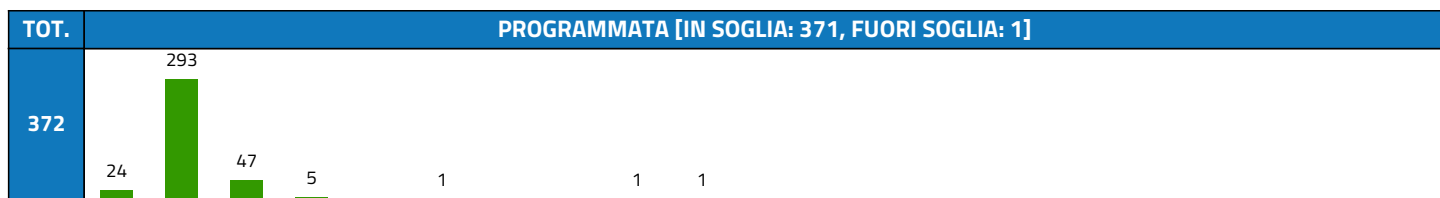
**87.03 - TC CRANIO-ENCEFALO**

APP.	IN SOGLIA	FUORI	%	MEDIA	DEV.ST.	CRIT.
3.096	2.941	155	94,99%	9	14	1,70

CLASSE	APP.	IN SOGLIA	FUORI	%	MEDIA	DEV.ST.	MAX
URGENTE	86	74	12	86,05%	3	3	19
BREVE	1.066	946	120	88,74%	6	9	170
DIFFERITA	1.557	1.535	22	98,59%	11	17	212
PROGRAMMATA	372	371	1	99,73%	8	12	130
NON INDICATA	15	15	0	100,00%	11	16	46



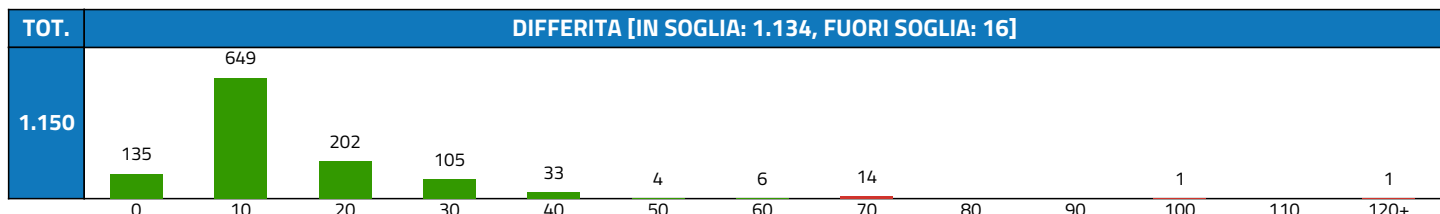
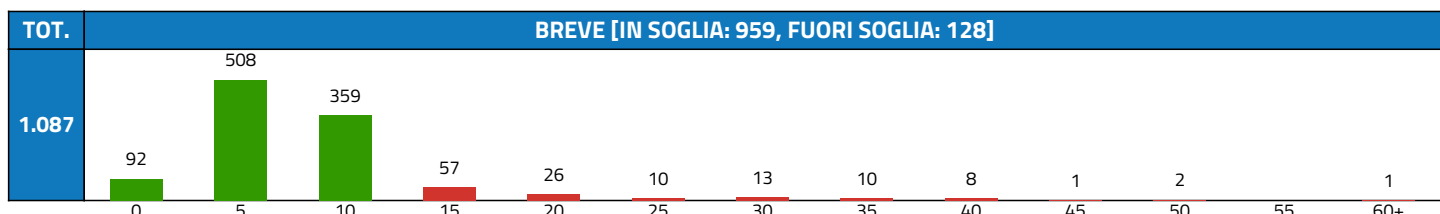



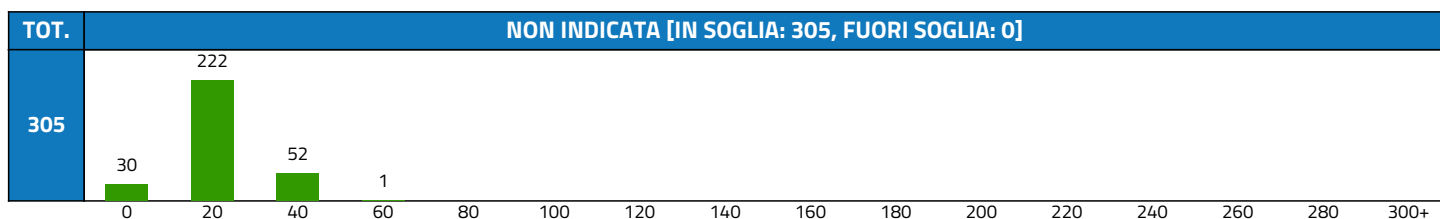
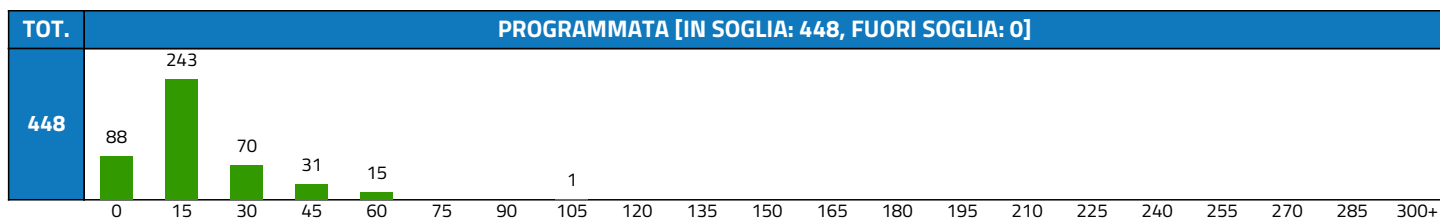
**88.27.2 - RX DEL GINOCCHIO**

APP.	IN SOGLIA	FUORI	%	MEDIA	DEV.ST.	CRIT.
3.093	2.949	144	95,34%	8	11	1,40

CLASSE	APP.	IN SOGLIA	FUORI	%	MEDIA	DEV.ST.	MAX
URGENTE	103	103	0	100,00%	1	1	3
BREVE	1.087	959	128	88,22%	6	7	92
DIFFERITA	1.150	1.134	16	98,61%	10	12	124
PROGRAMMATA	448	448	0	100,00%	11	13	100
NON INDICATA	305	305	0	100,00%	10	10	41




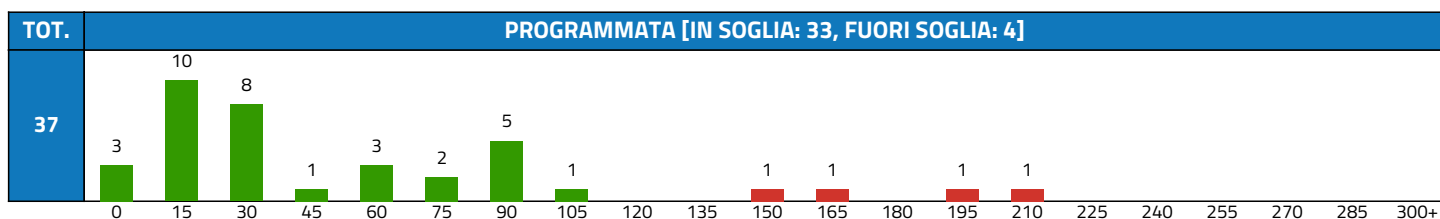
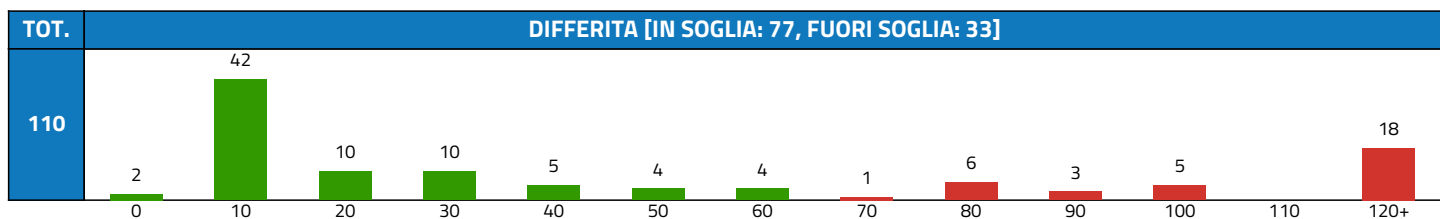
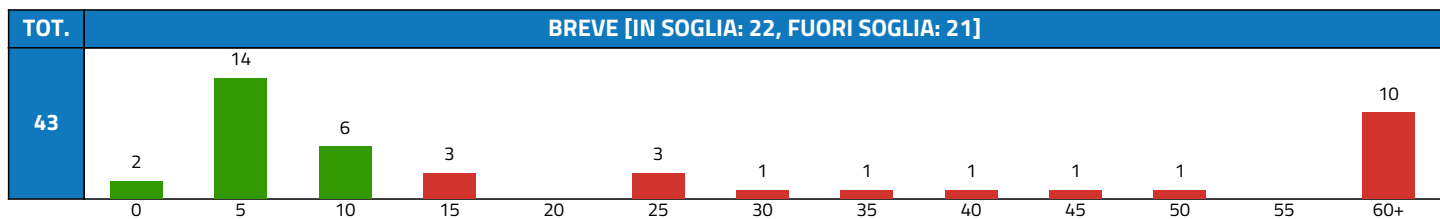


**88.01.3 - TC DELL'ADDOME INFERIORE**

APP.	IN SOGLIA	FUORI	%	MEDIA	DEV.ST.	CRIT.
193	135	58	69,95%	45	57	1,40

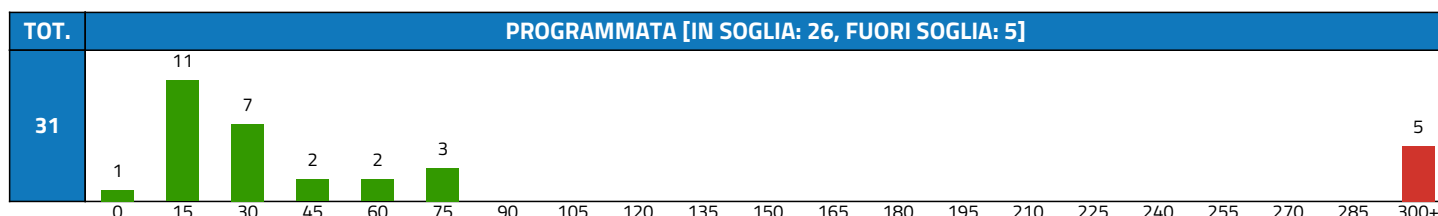
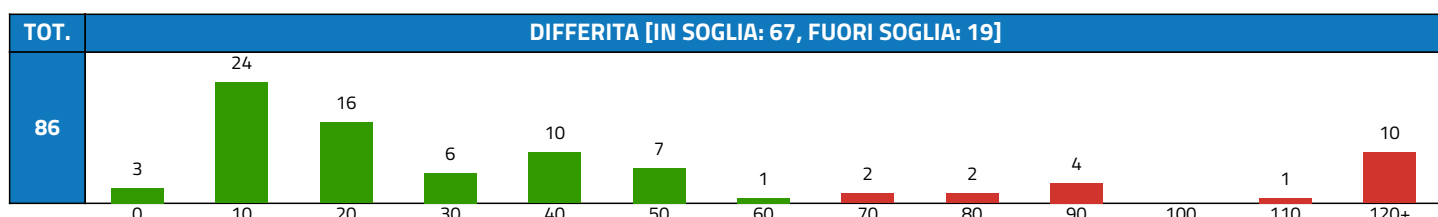
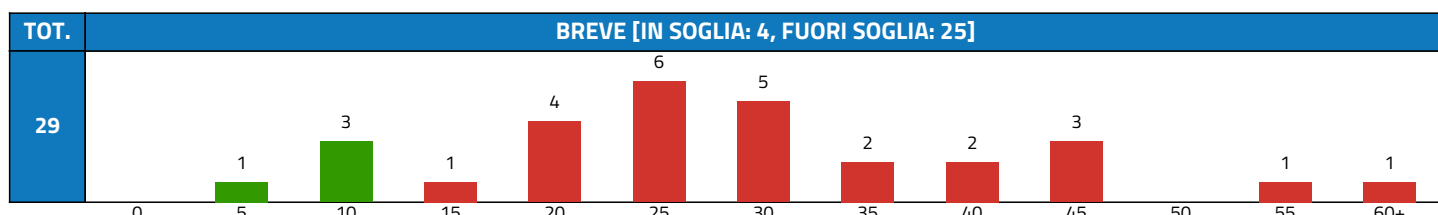

  

CLASSE	APP.	IN SOGLIA	FUORI	%	MEDIA	DEV.ST.	MAX
BREVE	43	22	21	51,16%	29	36	116
DIFFERITA	110	77	33	70,00%	51	63	231
PROGRAMMATA	37	33	4	89,19%	48	54	203
NON INDICATA	3	3	0	100,00%	27	24	59



### 88.95.1 - RM DELL'ADDOME SUPERIORE

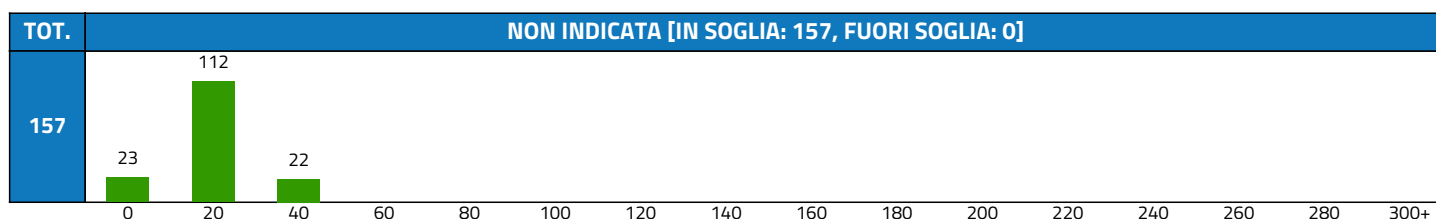

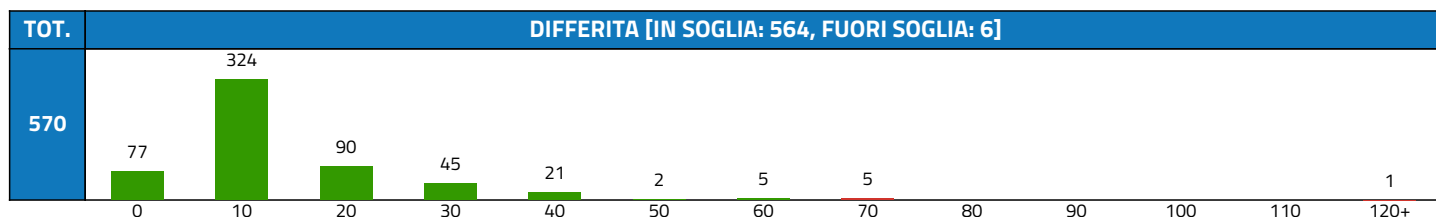
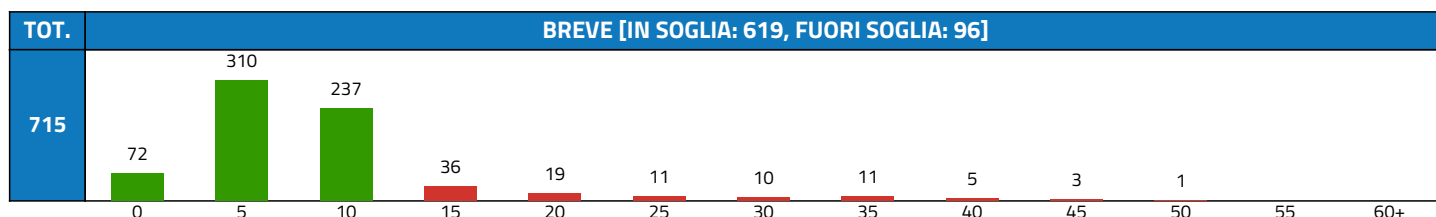
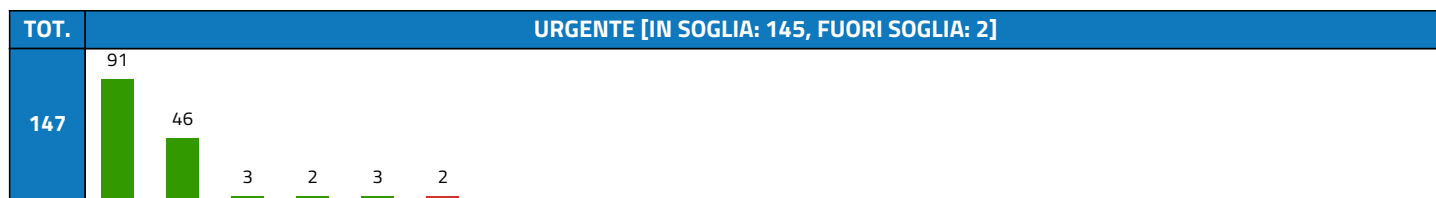
APP.	IN SOGLIA	FUORI	%	MEDIA	DEV.ST.	CRIT.	
147	98	49	66,67%	58	104	1,31	
CLASSE	APP.	IN SOGLIA	FUORI	%	MEDIA	DEV.ST.	MAX
URGENTE	1	1	0	100,00%	3	0	3
BREVE	29	4	25	13,79%	36	57	334
DIFFERITA	86	67	19	77,91%	57	98	466
PROGRAMMATA	31	26	5	83,87%	84	143	473



### 88.28.2 - RX DEL PIEDE [CALCAGNO]

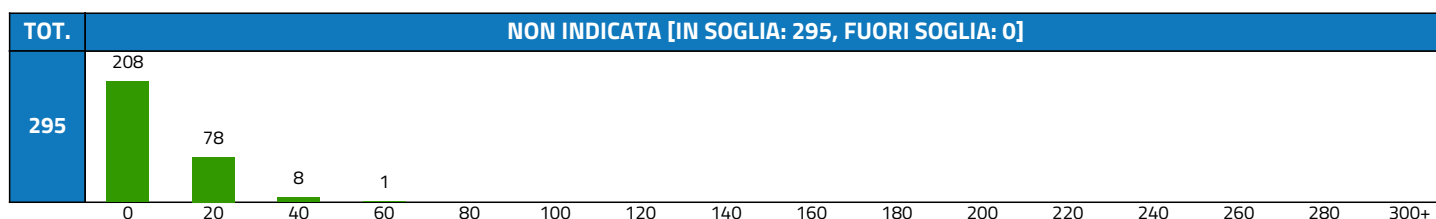

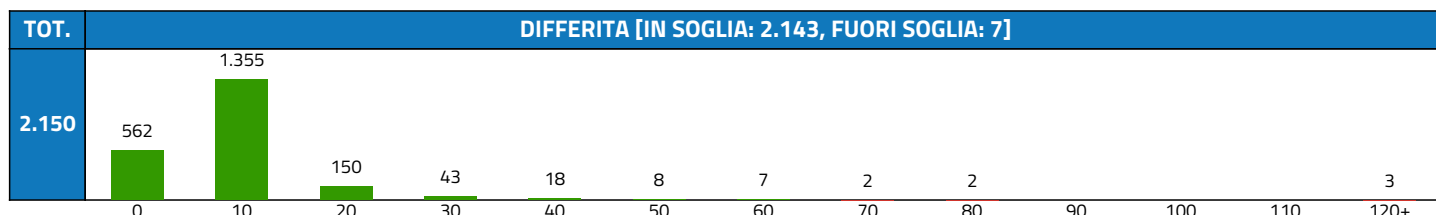

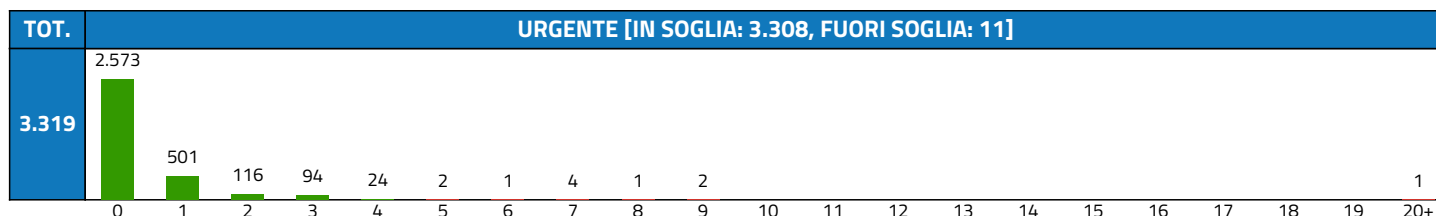
APP.	IN SOGLIA	FUORI	%	MEDIA	DEV.ST.	CRIT.	
1.900	1.796	104	94,53%	8	13	1,16	
CLASSE	APP.	IN SOGLIA	FUORI	%	MEDIA	DEV.ST.	MAX
URGENTE	147	145	2	98,64%	1	1	5
BREVE	715	619	96	86,57%	7	7	48
DIFFERITA	570	564	6	98,95%	10	19	387
PROGRAMMATA	311	311	0	100,00%	8	11	68
NON INDICATA	157	157	0	100,00%	8	9	36



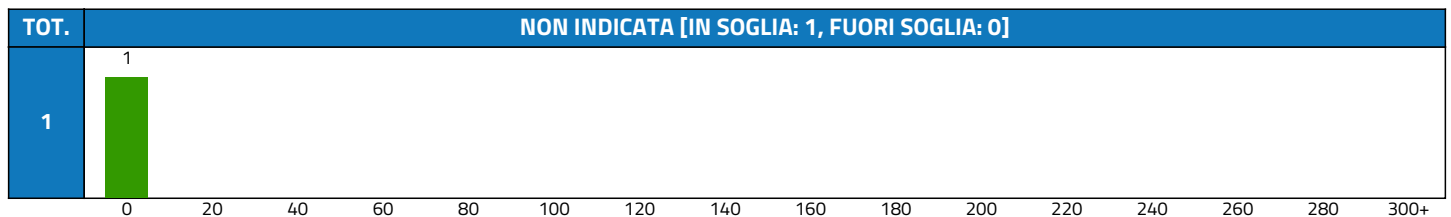
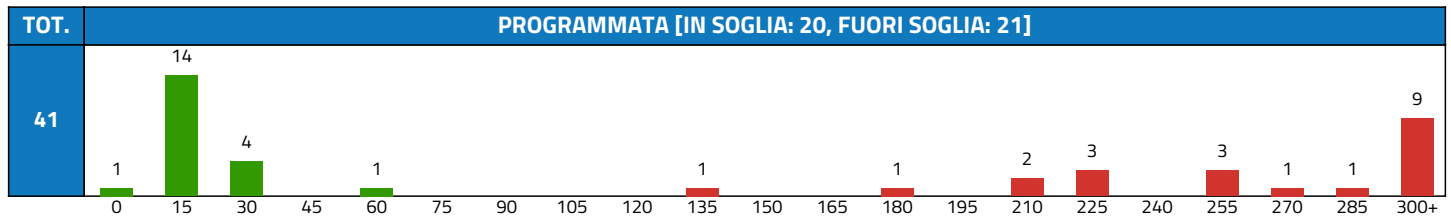
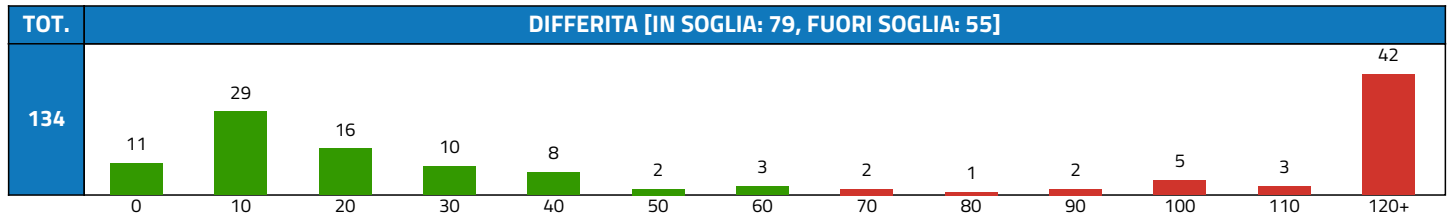
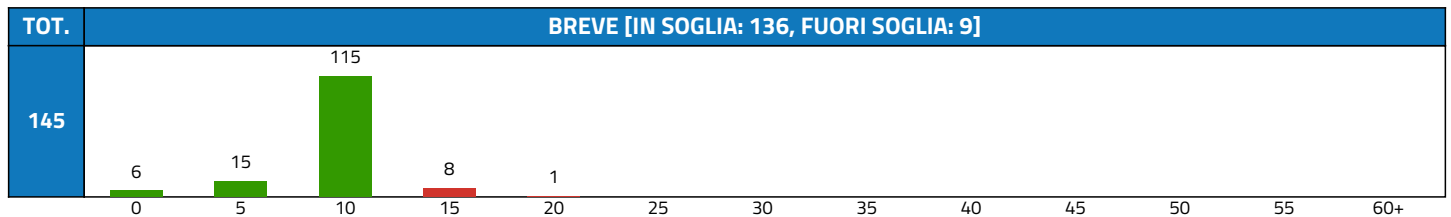



87.44.1 - RX DEL TORACE							
APP.	IN SOGLIA	FUORI	%	MEDIA	DEV.ST.	CRIT.	
9.253	9.150	103	98,89%	3	7	1,10	
CLASSE	APP.	IN SOGLIA	FUORI	%	MEDIA	DEV.ST.	MAX
URGENTE	3.319	3.308	11	99,67%	0	1	52
BREVE	3.041	2.957	84	97,24%	3	4	80
DIFFERITA	2.150	2.143	7	99,67%	5	10	293
PROGRAMMATA	448	447	1	99,78%	6	12	155
NON INDICATA	295	295	0	100,00%	3	6	49




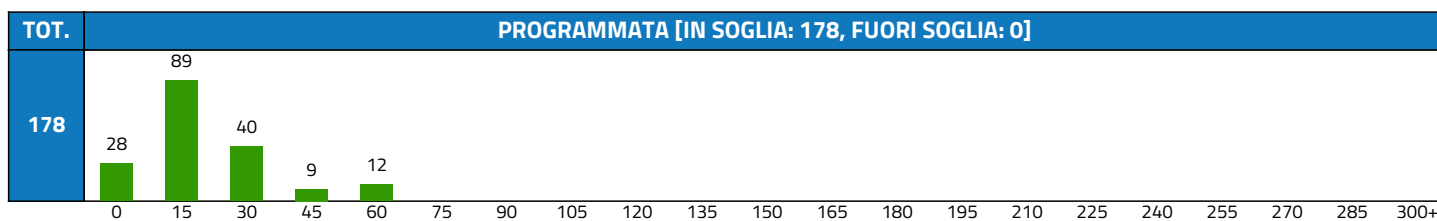
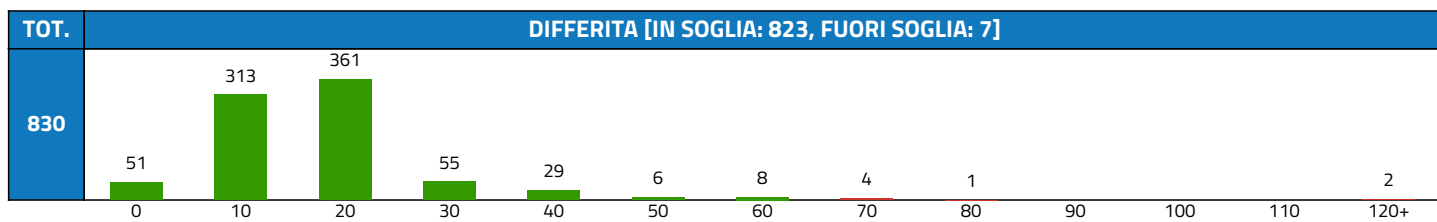
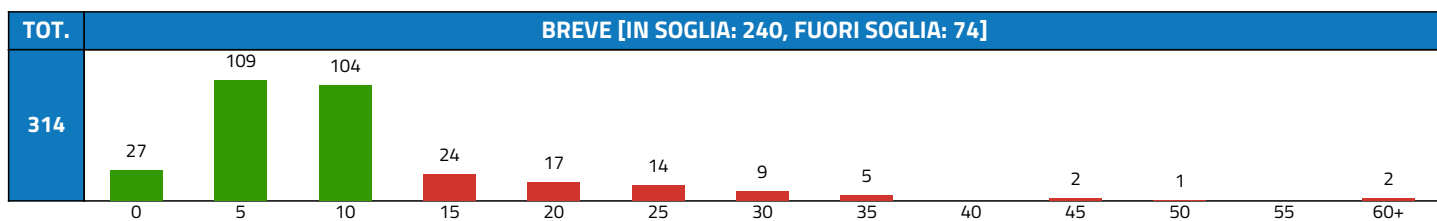
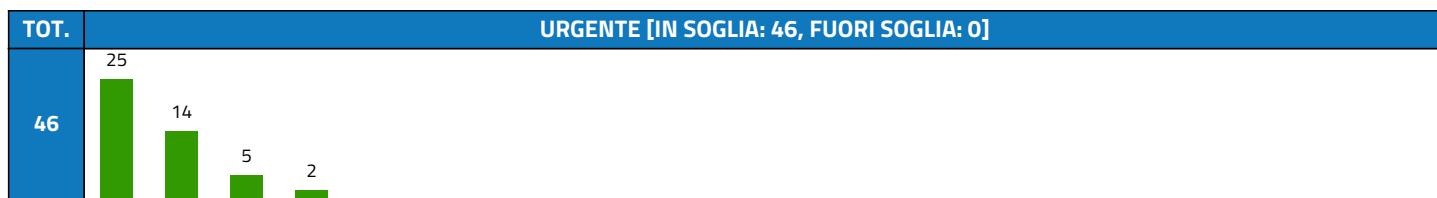


88.77.6 - ECOCOLORDOPPLER DEGLI ARTI SUPERIORI ARTERIOSO E/O VENOSO							
APP.	IN SOGLIA	FUORI	%	MEDIA	DEV.ST.	CRIT.	
322	237	85	73,60%	51	89	1,07	
CLASSE	APP.	IN SOGLIA	FUORI	%	MEDIA	DEV.ST.	MAX
URGENTE	1	1	0	100,00%	0	0	0
BREVE	145	136	9	93,79%	7	3	19
DIFFERITA	134	79	55	58,96%	66	67	210
PROGRAMMATA	41	20	21	48,78%	160	166	488
NON INDICATA	1	1	0	100,00%	0	0	0

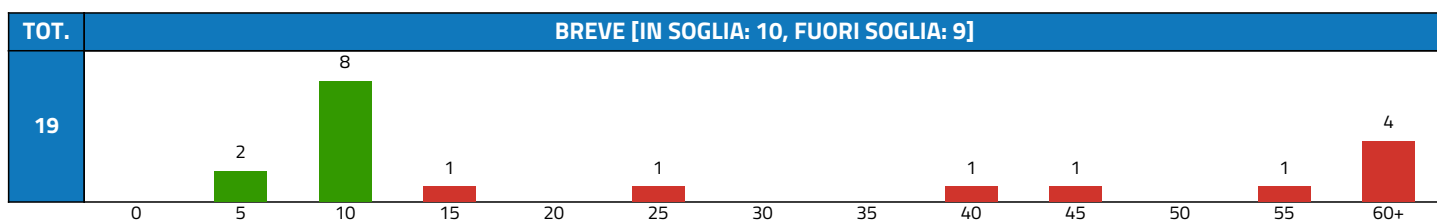


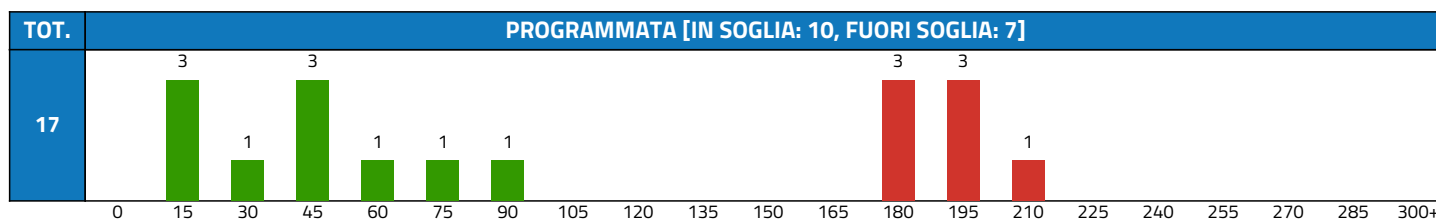
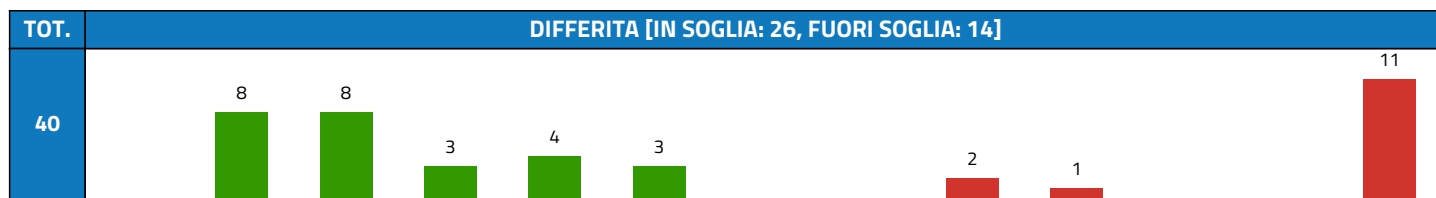
87.23 - RX DELLA COLONNA DORSALE							
APP.	IN SOGLIA	FUORI	%	MEDIA	DEV.ST.	CRIT.	
1.422	1.341	81	94,30%	11	13	0,92	
CLASSE	APP.	IN SOGLIA	FUORI	%	MEDIA	DEV.ST.	MAX
URGENTE	46	46	0	100,00%	1	1	3
BREVE	314	240	74	76,43%	9	10	73
DIFFERITA	830	823	7	99,16%	13	14	221
PROGRAMMATA	178	178	0	100,00%	13	14	60
NON INDICATA	54	54	0	100,00%	13	12	38





88.93.6 - RM DELLA COLONNA IN TOT0							
APP.	IN SOGLIA	FUORI	%	MEDIA	DEV.ST.	CRIT.	
76	46	30	60,53%	79	96	0,87	
CLASSE	APP.	IN SOGLIA	FUORI	%	MEDIA	DEV.ST.	MAX
BREVE	19	10	9	52,63%	31	34	105
DIFFERITA	40	26	14	65,00%	94	114	401
PROGRAMMATA	17	10	7	58,82%	96	76	203



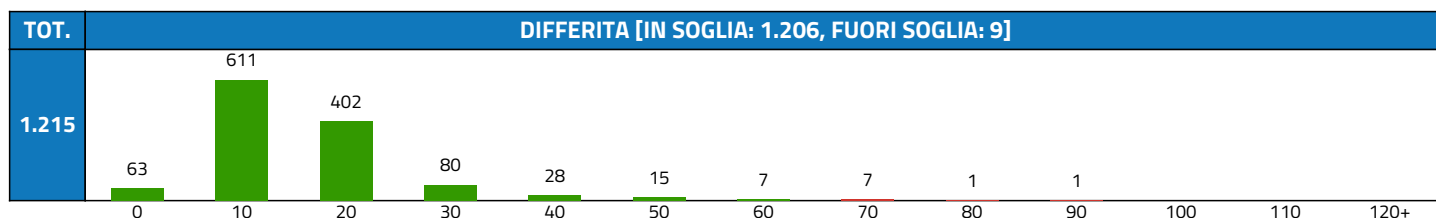
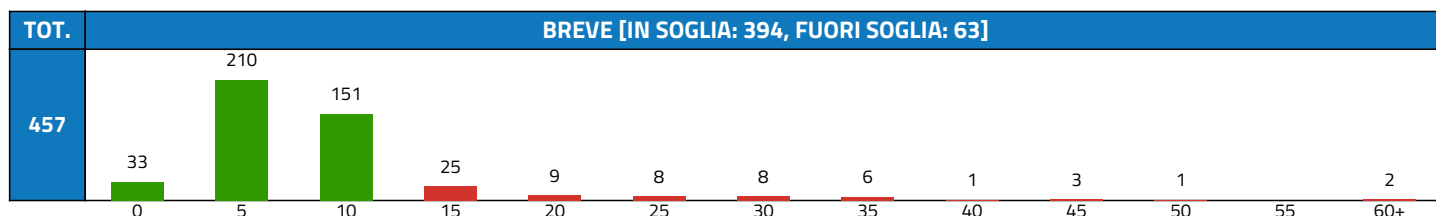



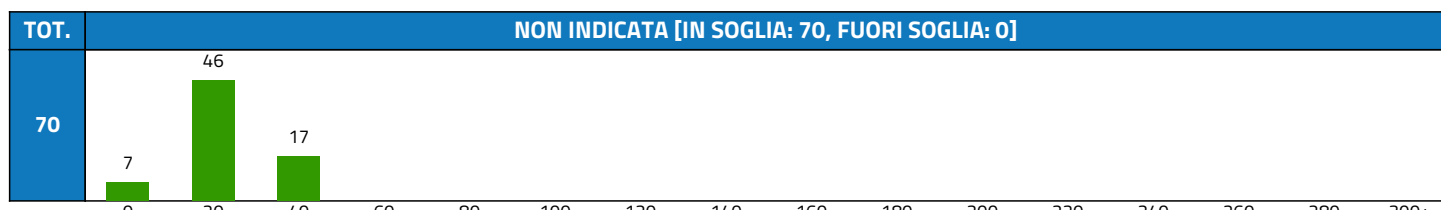
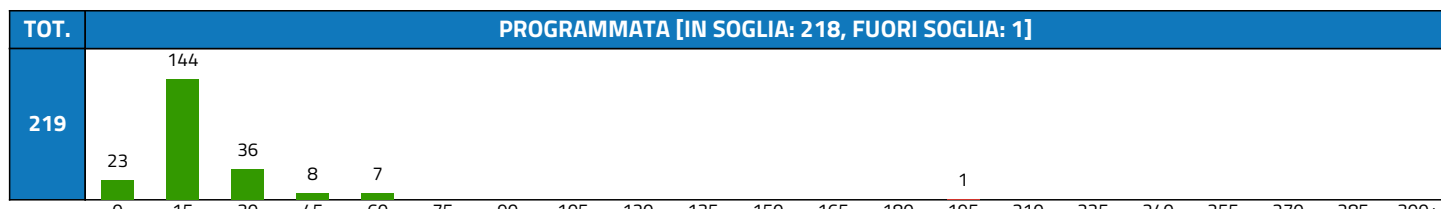
### 87.22 - RX DELLA COLONNA CERVICALE

APP.	IN SOGLIA	FUORI	%	MEDIA	DEV.ST.	CRIT.
1.986	1.913	73	96,32%	10	11	0,78

CLASSE	APP.	IN SOGLIA	FUORI	%	MEDIA	DEV.ST.	MAX
URGENTE	25	25	0	100,00%	1	1	2
BREVE	457	394	63	86,21%	7	8	57
DIFFERITA	1.215	1.206	9	99,26%	11	11	82
PROGRAMMATA	219	218	1	99,54%	12	17	195
NON INDICATA	70	70	0	100,00%	11	11	38

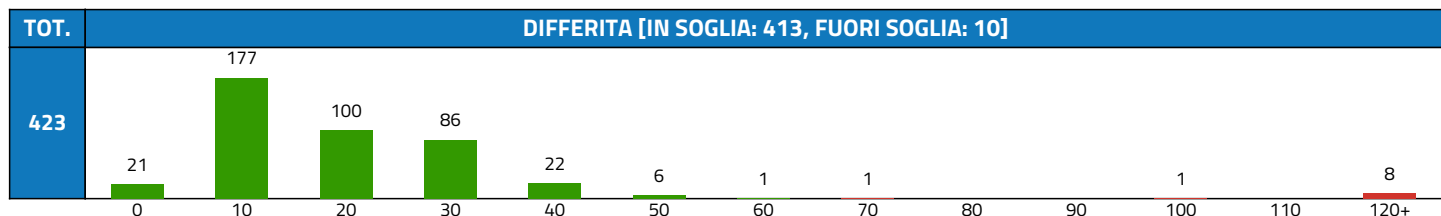
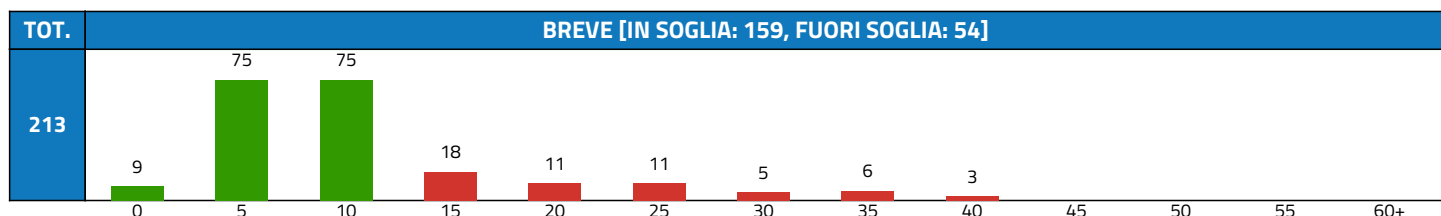
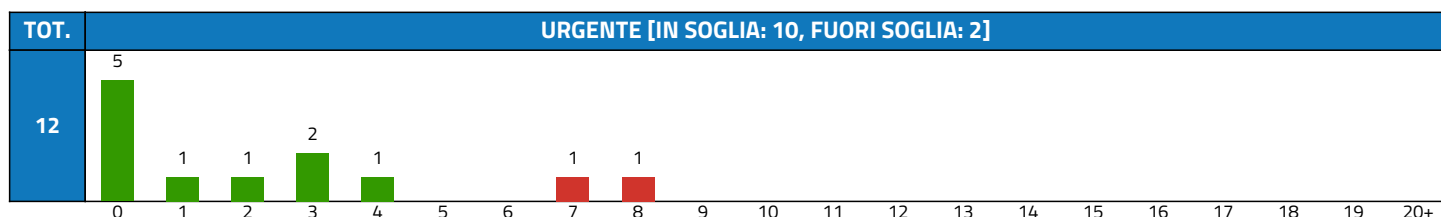






**88.38.C - TC DEL RACHIDE E DELLO SPECO VERTEBRALE LOMBOSACRALE E DEL SACRO COCCIGE**

APP.	IN SOGLIA	FUORI	%	MEDIA	DEV.ST.	CRIT.
744	678	66	91,13%	13	18	0,75

CLASSE	APP.	IN SOGLIA	FUORI	%	MEDIA	DEV.ST.	MAX
URGENTE	12	10	2	83,33%	2	3	8
BREVE	213	159	54	74,65%	9	8	40
DIFFERITA	423	413	10	97,64%	16	22	171
PROGRAMMATA	95	95	0	100,00%	10	10	42
NON INDICATA	1	1	0	100,00%	0	0	0



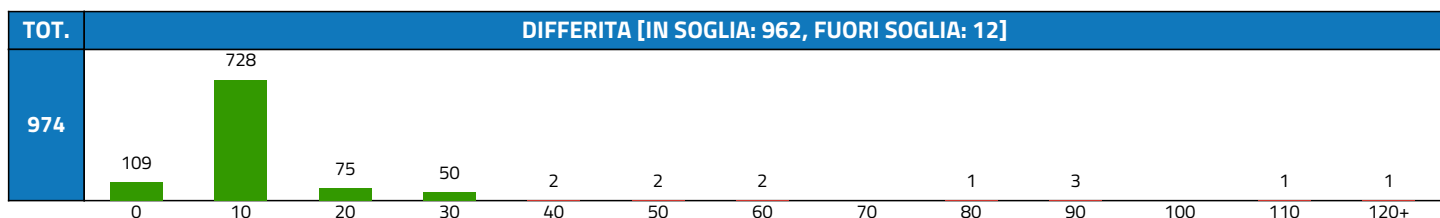
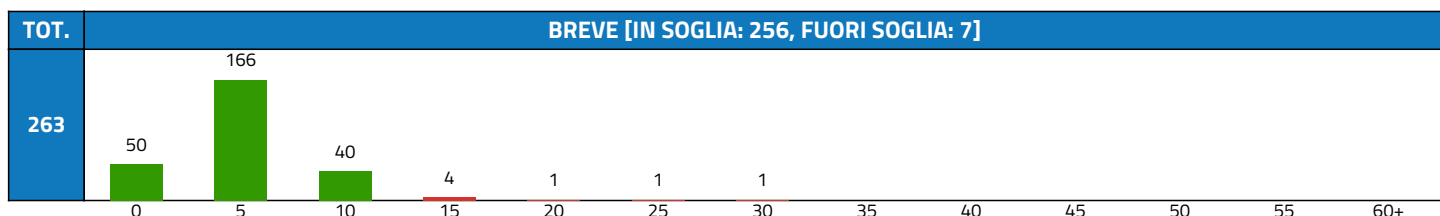
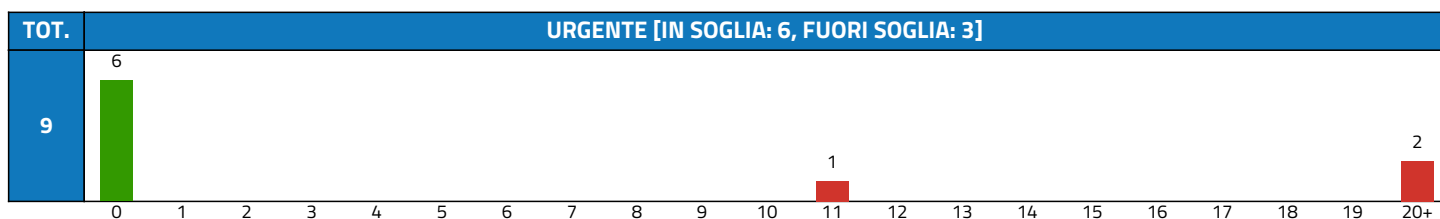


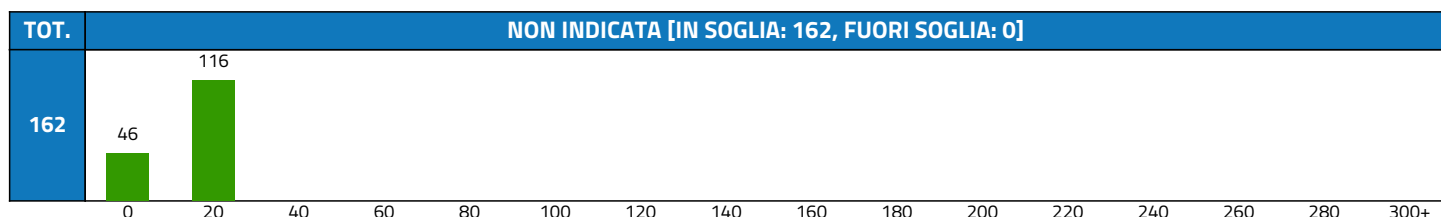
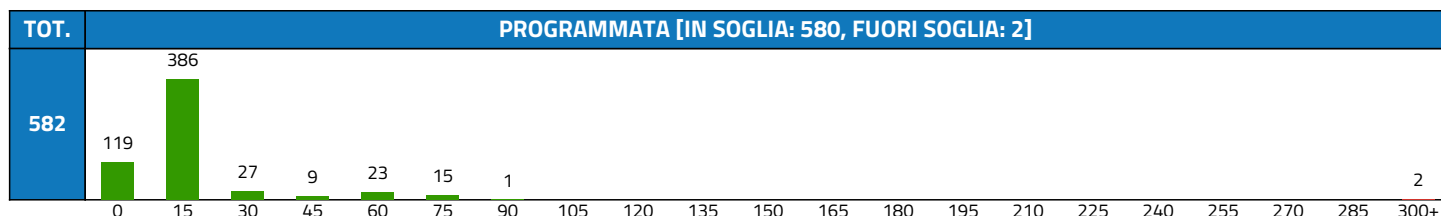
**89.7 - PRIMA VISITA GERIATRICA**

APP.	IN SOGLIA	FUORI	%	MEDIA	DEV.ST.	CRIT.
1.990	1.966	24	98,79%	6	15	0,69

CLASSE	APP.	IN SOGLIA	FUORI	%	MEDIA	DEV.ST.	MAX
URGENTE	9	6	3	66,67%	21	36	90
BREVE	263	256	7	97,34%	3	3	28
DIFFERITA	974	962	12	98,77%	5	11	192
PROGRAMMATA	582	580	2	99,66%	9	24	322
NON INDICATA	162	162	0	100,00%	3	3	18



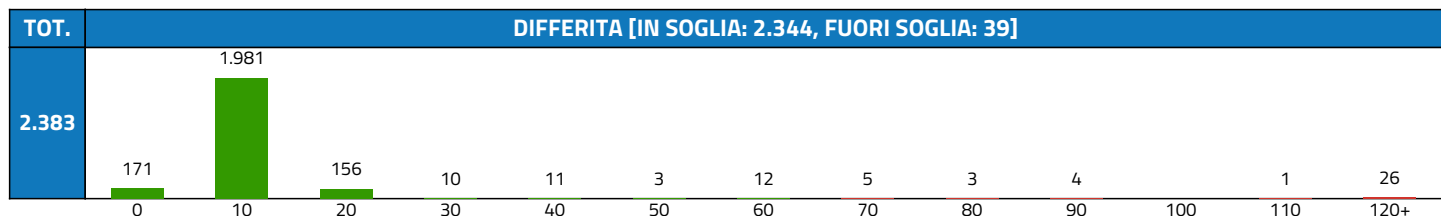
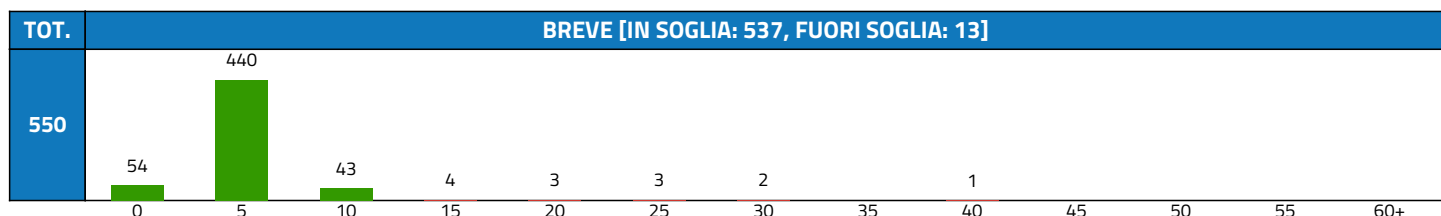



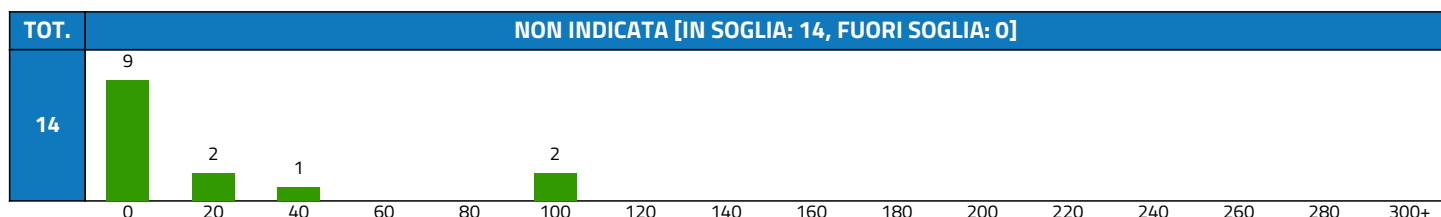

**95.41.1 - ESAME AUDIOMETRICO TONALE**

APP.	IN SOGLIA	FUORI	%	MEDIA	DEV.ST.	CRIT.
3.831	3.768	63	98,36%	6	18	0,65

CLASSE	APP.	IN SOGLIA	FUORI	%	MEDIA	DEV.ST.	MAX
URGENTE	27	27	0	100,00%	1	1	4
BREVE	550	537	13	97,64%	3	4	40
DIFFERITA	2.383	2.344	39	98,36%	6	19	373
PROGRAMMATA	857	846	11	98,72%	7	20	201
NON INDICATA	14	14	0	100,00%	17	33	99



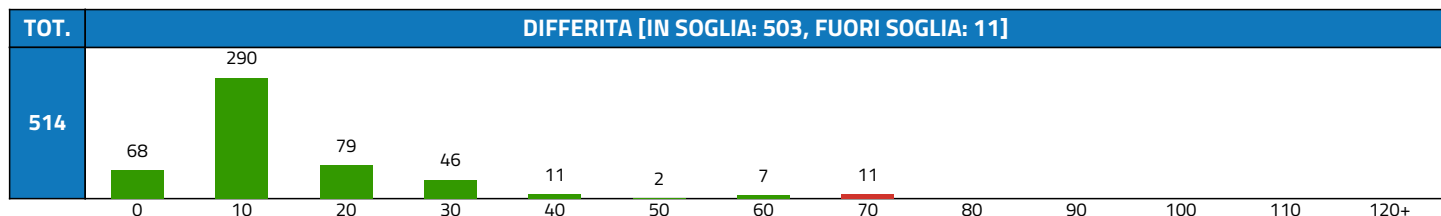
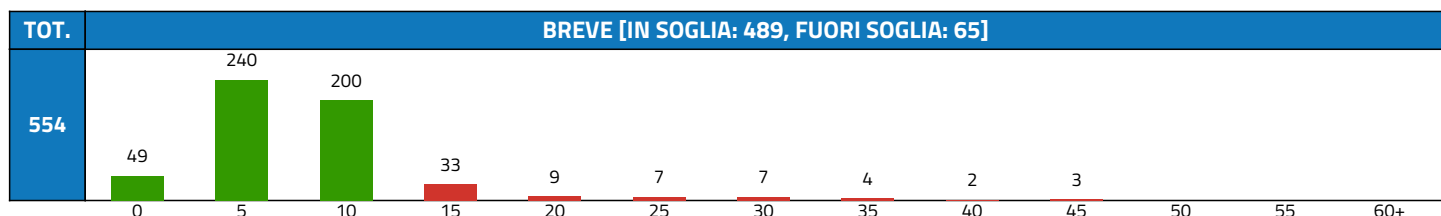



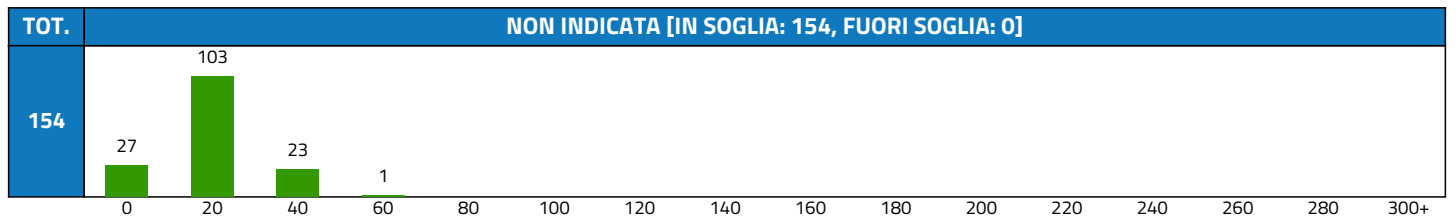
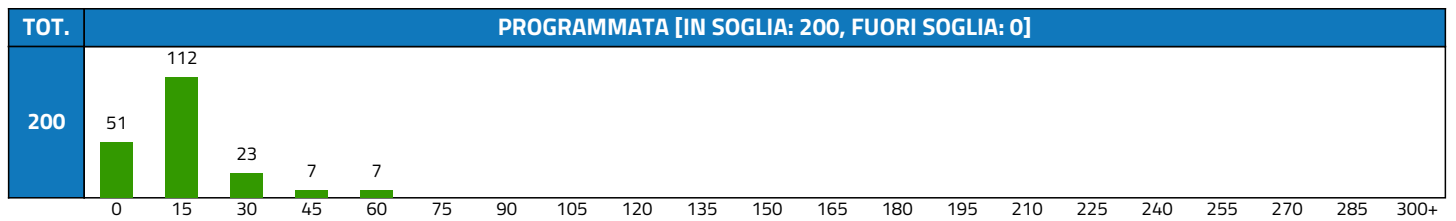
**88.21.2 - RX DELLA SPALLA**

APP.	IN SOGLIA	FUORI	%	MEDIA	DEV.ST.	CRIT.
1.498	1.422	76	94,93%	8	11	0,65

CLASSE	APP.	IN SOGLIA	FUORI	%	MEDIA	DEV.ST.	MAX
URGENTE	76	76	0	100,00%	1	1	3
BREVE	554	489	65	88,27%	6	6	43
DIFFERITA	514	503	11	97,86%	10	13	70
PROGRAMMATA	200	200	0	100,00%	9	12	53
NON INDICATA	154	154	0	100,00%	9	10	43



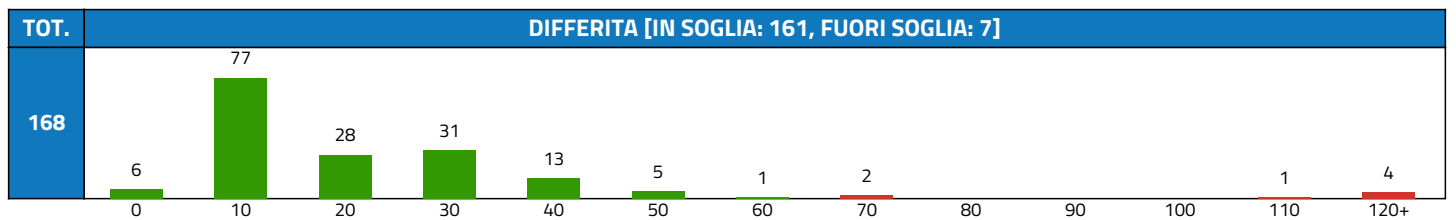
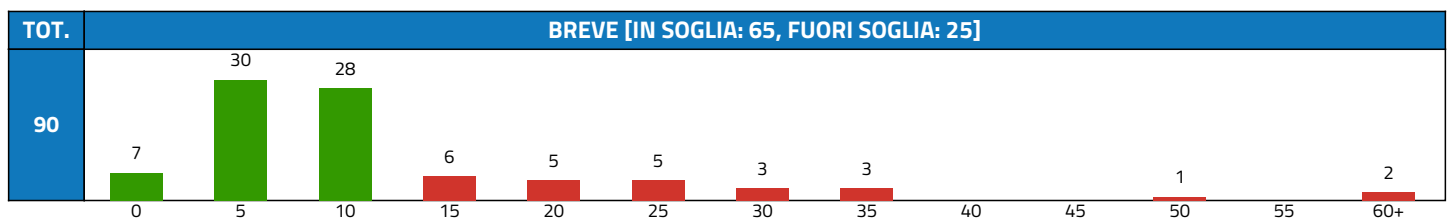
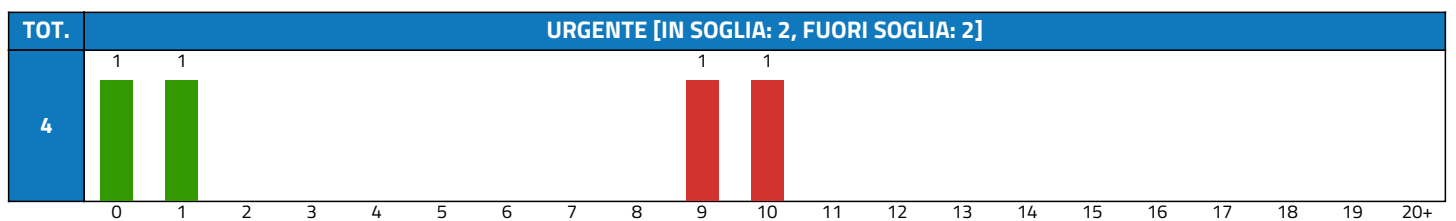


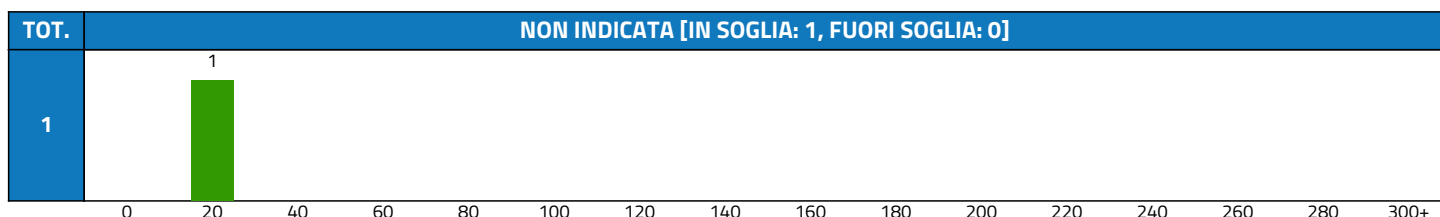
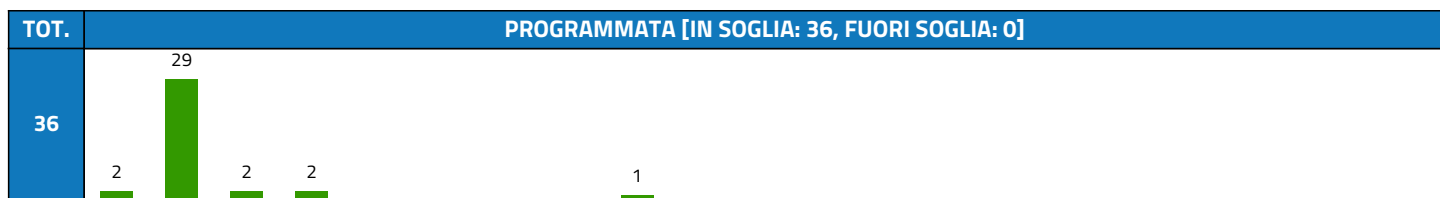
**88.38.A - TC DEL RACHIDE E DELLO SPECO VERTEBRALE CERVICALE**

APP.	IN SOGLIA	FUORI	%	MEDIA	DEV.ST.	CRIT.
299	265	34	88,63%	15	23	0,62

CLASSE	APP.	IN SOGLIA	FUORI	%	MEDIA	DEV.ST.	MAX
URGENTE	4	2	2	50,00%	5	5	10
BREVE	90	65	25	72,22%	12	21	170
DIFFERITA	168	161	7	95,83%	18	25	154
PROGRAMMATA	36	36	0	100,00%	11	19	108
NON INDICATA	1	1	0	100,00%	2	0	2



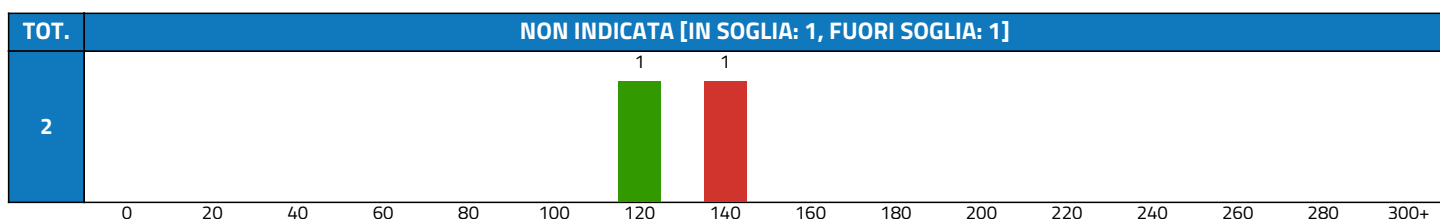
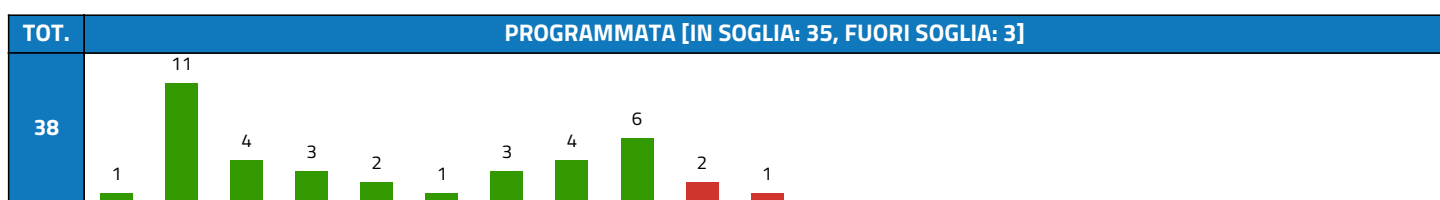
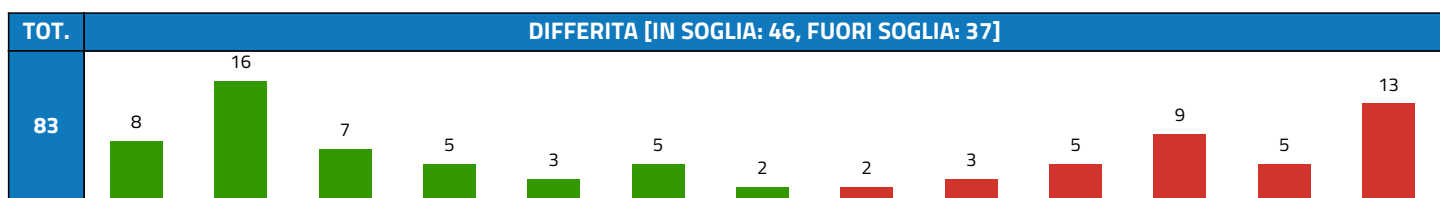
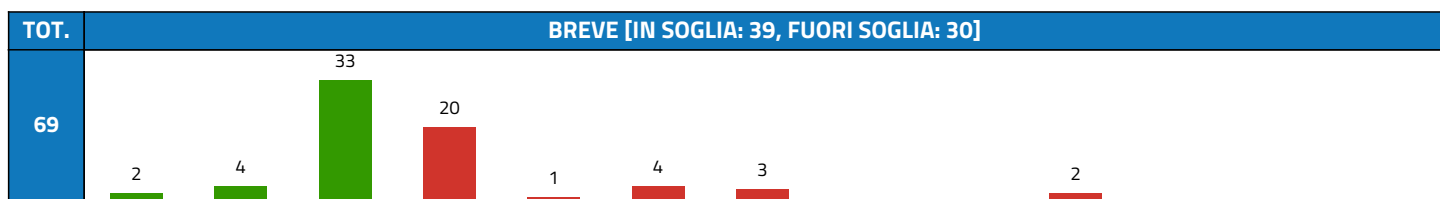


**88.79.E - ECOCOLORDOPPLER SCROTALE**

APP.	IN SOGLIA	FUORI	%	MEDIA	DEV.ST.	CRIT.
192	121	71	63,02%	43	59	0,60

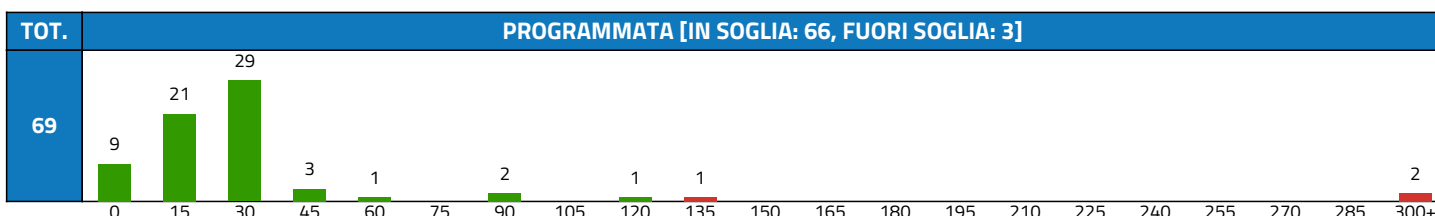
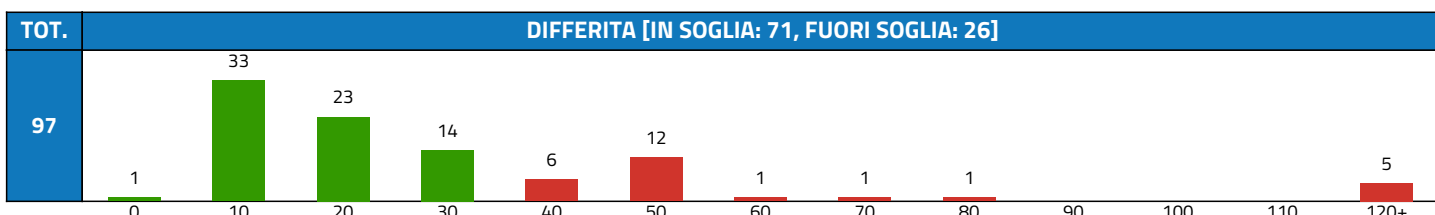
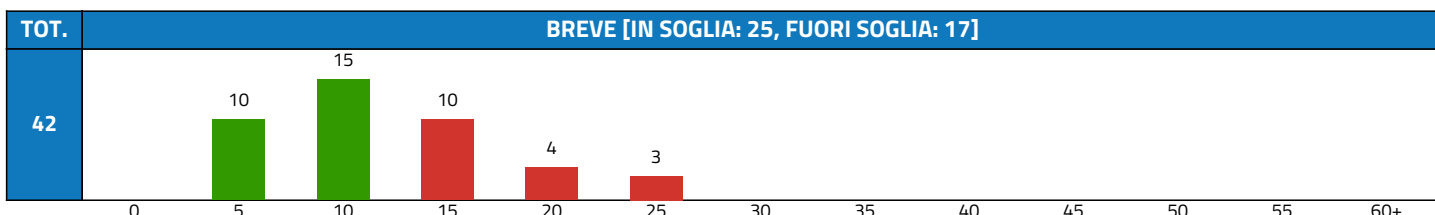
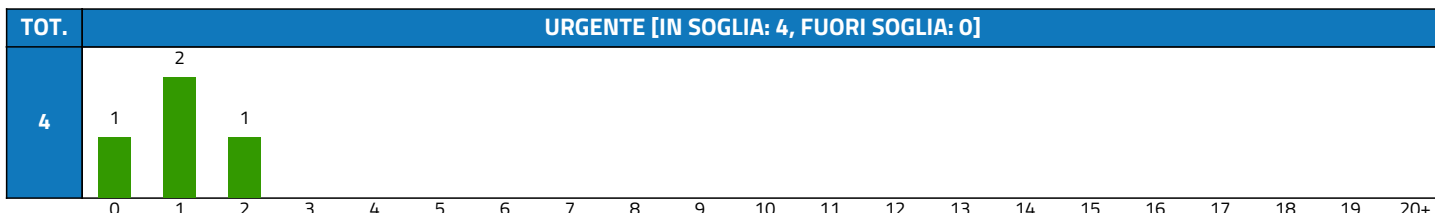
  

CLASSE	APP.	IN SOGLIA	FUORI	%	MEDIA	DEV.ST.	MAX
BREVE	69	39	30	56,52%	12	8	43
DIFFERITA	83	46	37	55,42%	62	76	462
PROGRAMMATA	38	35	3	92,11%	56	46	139
NON INDICATA	2	1	1	50,00%	117	5	122



### 89.7A.2 - PRIMA VISITA ANGIOLOGICA


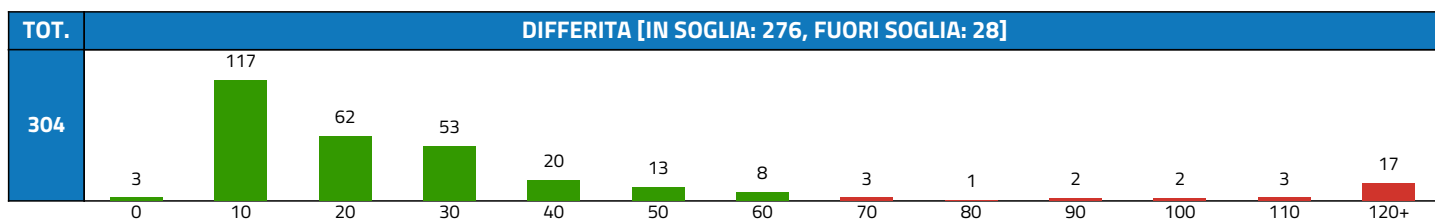
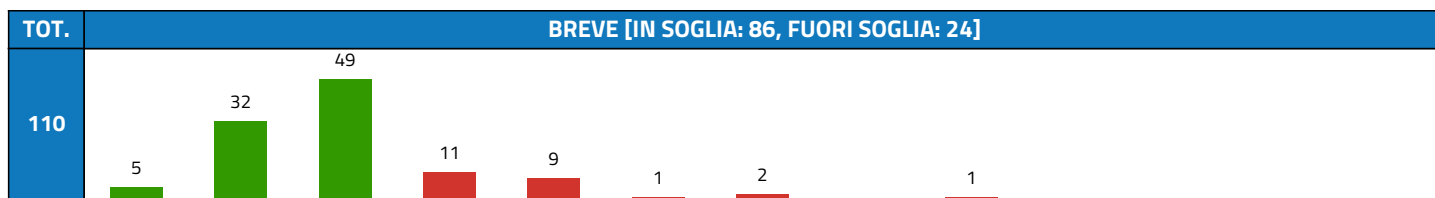
APP.	IN SOGLIA	FUORI	%	MEDIA	DEV.ST.	CRIT.	
212	166	46	78,30%	25	53	0,52	
CLASSE	APP.	IN SOGLIA	FUORI	%	MEDIA	DEV.ST.	MAX
URGENTE	4	4	0	100,00%	1	1	2
BREVE	42	25	17	59,52%	10	6	24
DIFFERITA	97	71	26	73,20%	28	41	211
PROGRAMMATA	69	66	3	95,65%	31	77	456



### 88.94.G - RM DEL PIEDE

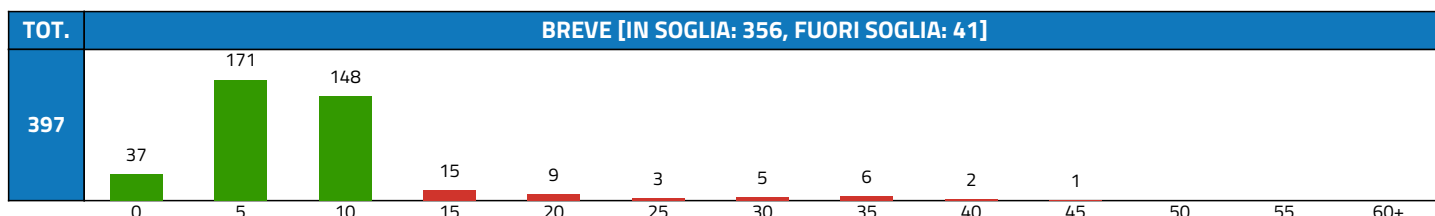
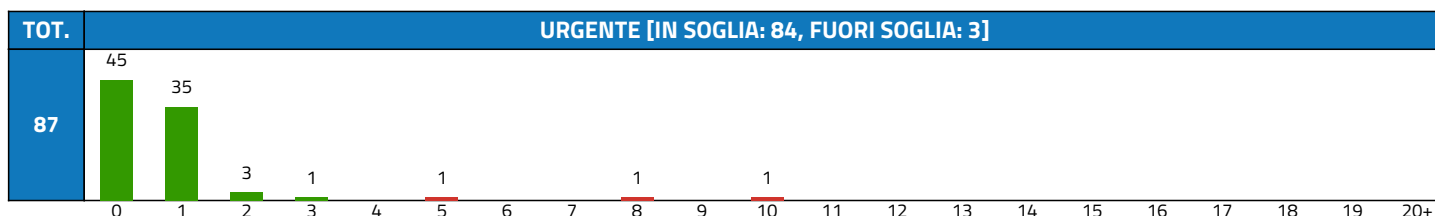
APP.	IN SOGLIA	FUORI	%	MEDIA	DEV.ST.	CRIT.	
549	497	52	90,53%	22	32	0,52	
CLASSE	APP.	IN SOGLIA	FUORI	%	MEDIA	DEV.ST.	MAX
BREVE	110	86	24	78,18%	8	6	36
DIFFERITA	304	276	28	90,79%	27	39	253
PROGRAMMATA	135	135	0	100,00%	20	22	104

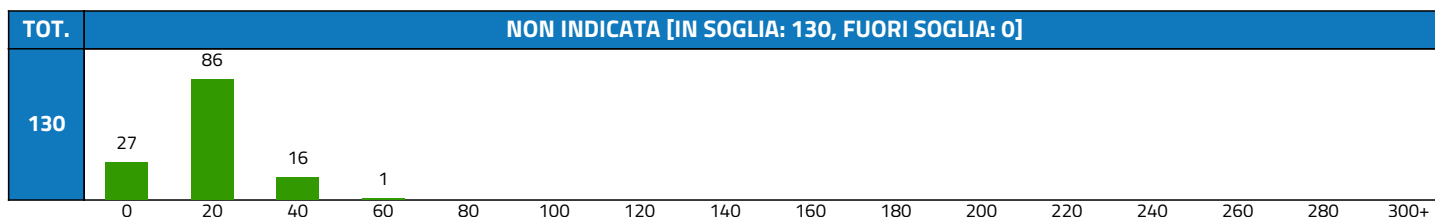
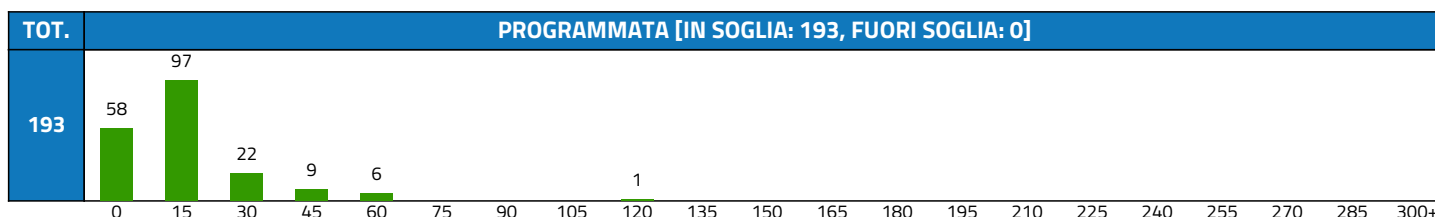
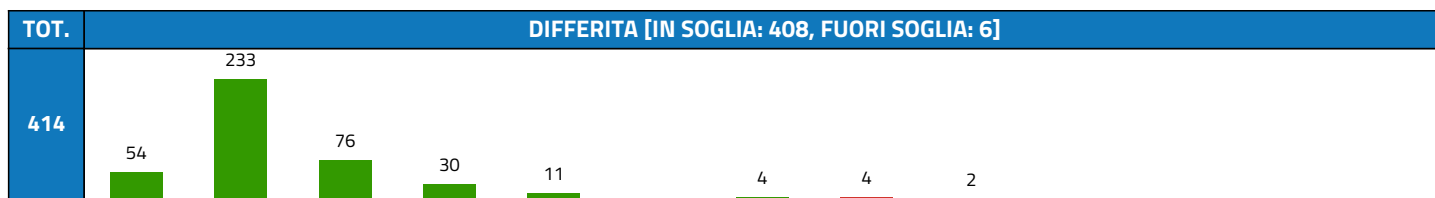




### 88.23.2 - RX DELLA MANO

APP.	IN SOGLIA	FUORI	%	MEDIA	DEV.ST.	CRIT.	
1.221	1.171	50	95,90%	8	10	0,52	
CLASSE	APP.	IN SOGLIA	FUORI	%	MEDIA	DEV.ST.	MAX
URGENTE	87	84	3	96,55%	1	1	10
BREVE	397	356	41	89,67%	6	7	43
DIFFERITA	414	408	6	98,55%	9	12	73
PROGRAMMATA	193	193	0	100,00%	9	14	117
NON INDICATA	130	130	0	100,00%	8	10	45

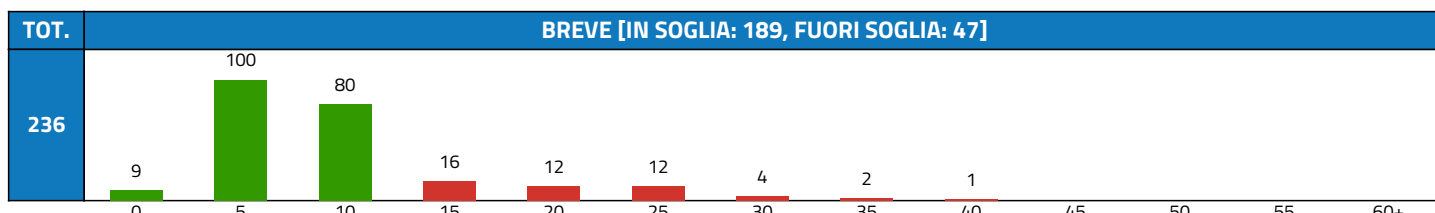



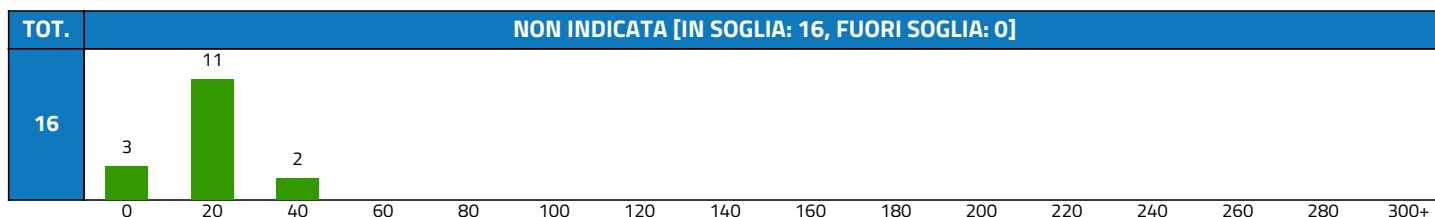
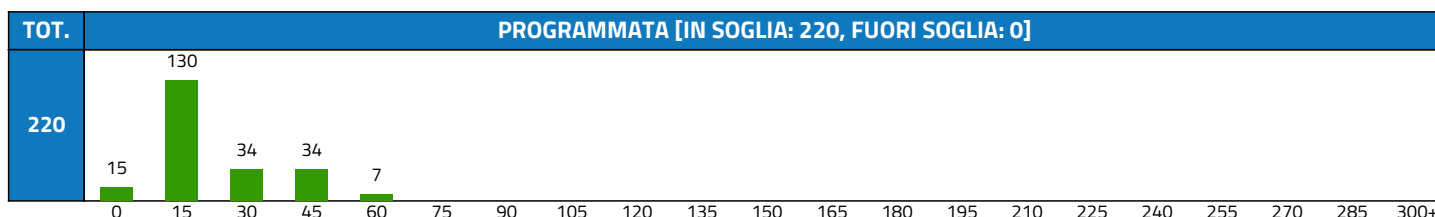
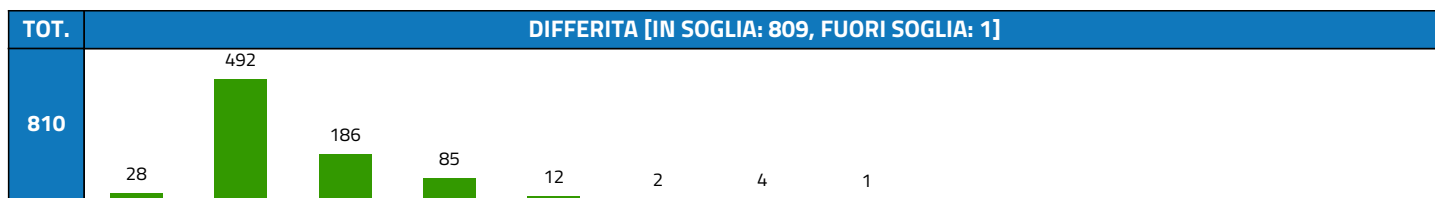


**87.11.3 - ORTOPANORAMICA DELLE ARCADE DENTARIE**

APP.	IN SOGLIA	FUORI	%	MEDIA	DEV.ST.	CRIT.
1.290	1.241	49	96,20%	10	10	0,49

CLASSE	APP.	IN SOGLIA	FUORI	%	MEDIA	DEV.ST.	MAX
URGENTE	8	7	1	87,50%	4	9	28
BREVE	236	189	47	80,08%	8	7	37
DIFFERITA	810	809	1	99,88%	10	9	62
PROGRAMMATA	220	220	0	100,00%	15	14	60
NON INDICATA	16	16	0	100,00%	9	9	36




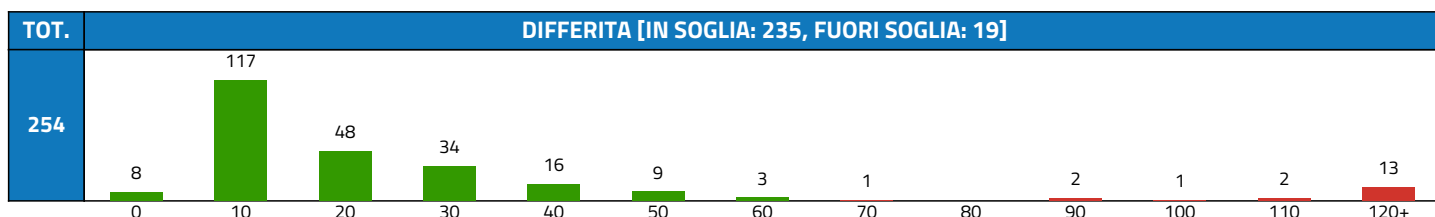
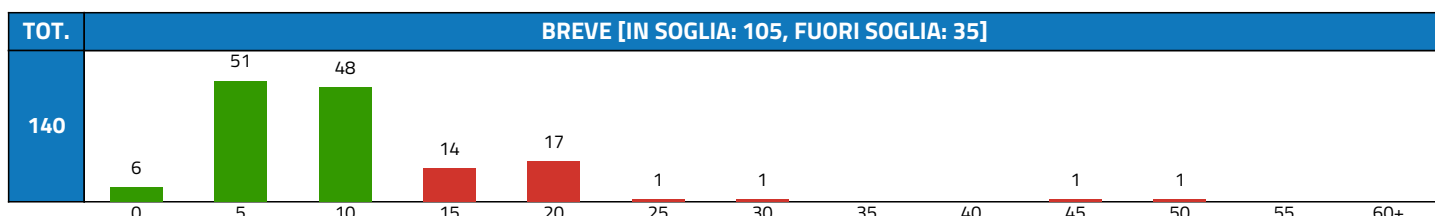


**88.94.F - RM DELLA CAVIGLIA**

APP.	IN SOGLIA	FUORI	%	MEDIA	DEV.ST.	CRIT.
516	462	54	89,53%	18	28	0,49

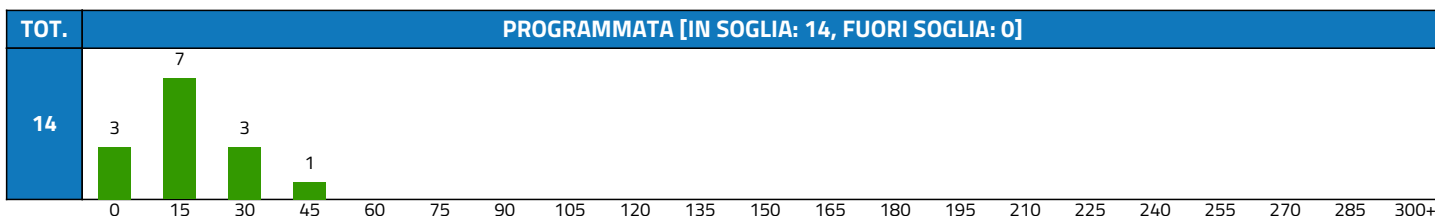
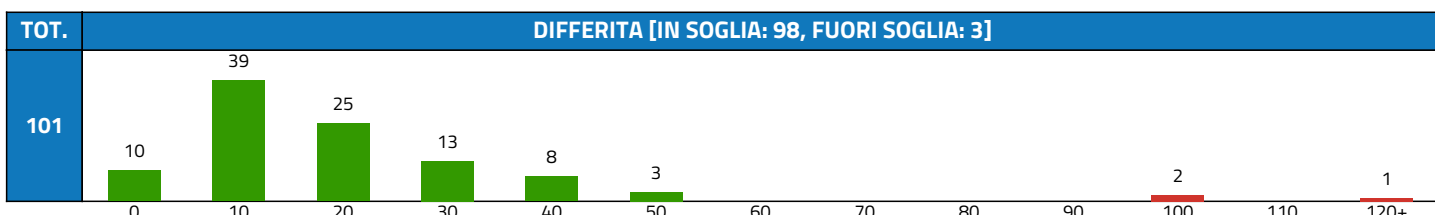
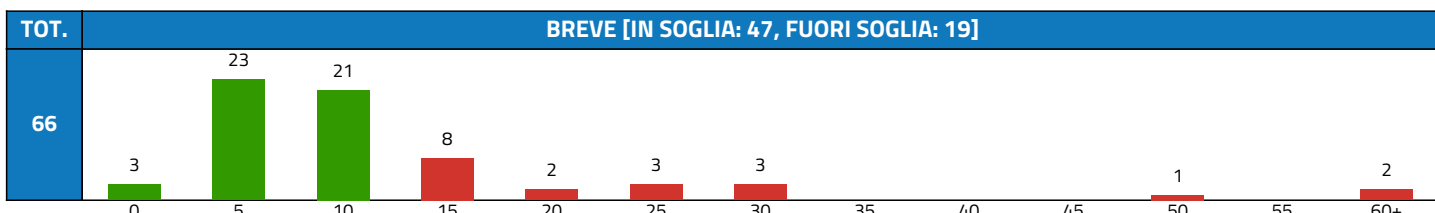
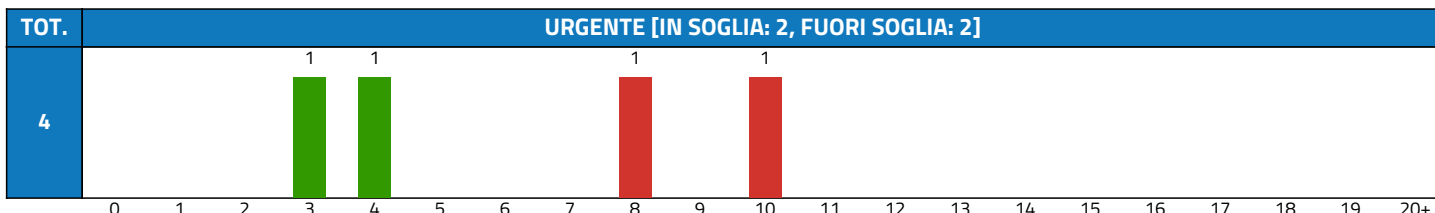
  

CLASSE	APP.	IN SOGLIA	FUORI	%	MEDIA	DEV.ST.	MAX
BREVE	140	105	35	75,00%	8	7	46
DIFFERITA	254	235	19	92,52%	23	35	209
PROGRAMMATA	122	122	0	100,00%	20	20	85



### 88.38.5 - TC DI BACINO E ARTICOLAZIONI SACROILIACHE

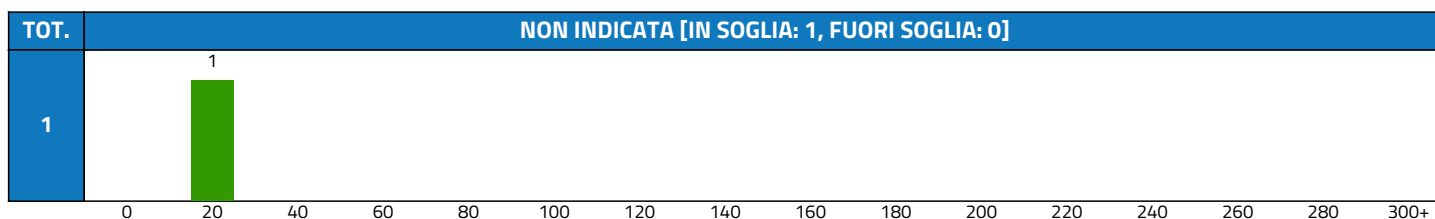
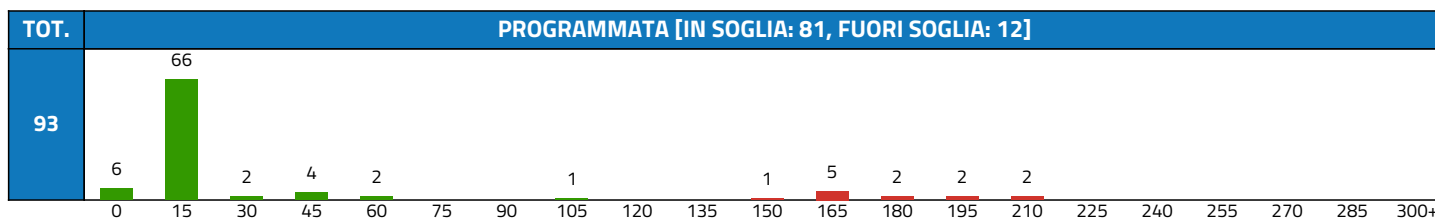
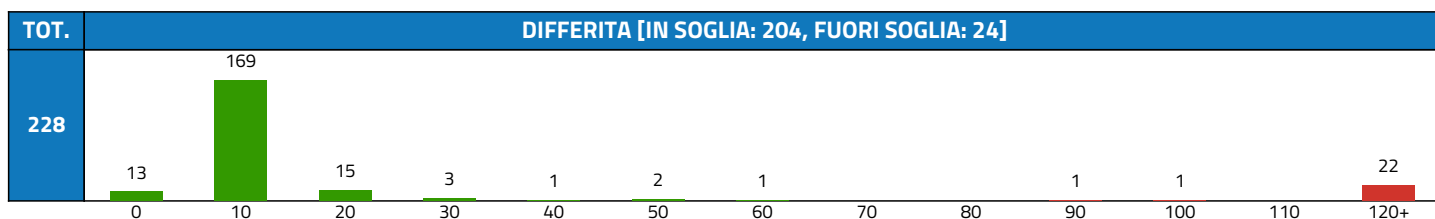
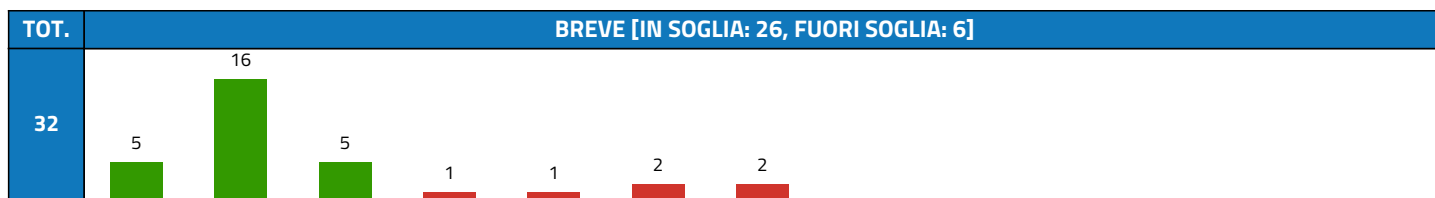
APP.	IN SOGLIA	FUORI	%	MEDIA	DEV.ST.	CRIT.	
185	161	24	87,03%	15	25	0,49	
CLASSE	APP.	IN SOGLIA	FUORI	%	MEDIA	DEV.ST.	MAX
URGENTE	4	2	2	50,00%	6	3	10
BREVE	66	47	19	71,21%	13	26	188
DIFFERITA	101	98	3	97,03%	17	26	221
PROGRAMMATA	14	14	0	100,00%	11	12	42



### 95.41.2 - ESAME AUDIOMETRICO VOCALE

APP.	IN SOGLIA	FUORI	%	MEDIA	DEV.ST.	CRIT.	
354	312	42	88,14%	21	47	0,48	
CLASSE	APP.	IN SOGLIA	FUORI	%	MEDIA	DEV.ST.	MAX
BREVE	32	26	6	81,25%	7	8	27
DIFFERITA	228	204	24	89,47%	20	46	203
PROGRAMMATA	93	81	12	87,10%	29	57	201
NON INDICATA	1	1	0	100,00%	4	0	4



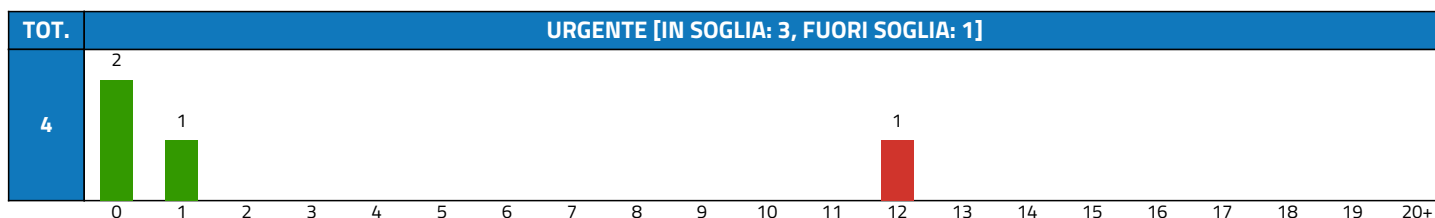


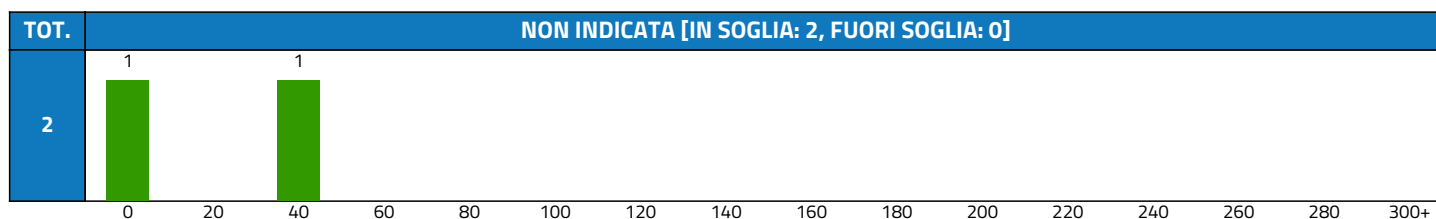
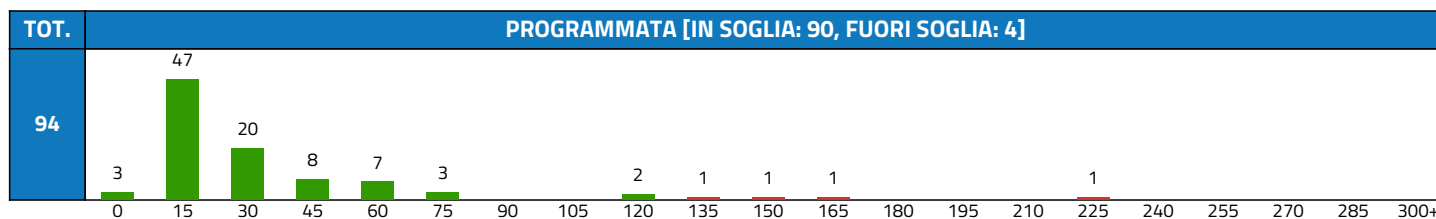
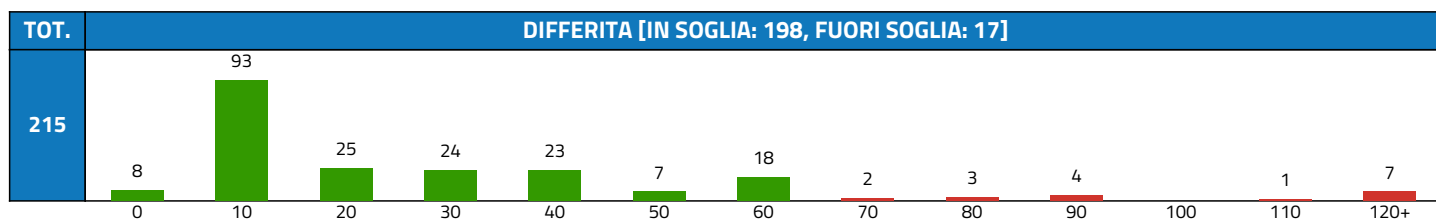

**88.79.6 - ECOGRAFIA SCROTALE**

APP.	IN SOGLIA	FUORI	%	MEDIA	DEV.ST.	CRIT.
485	436	49	89,90%	19	29	0,47

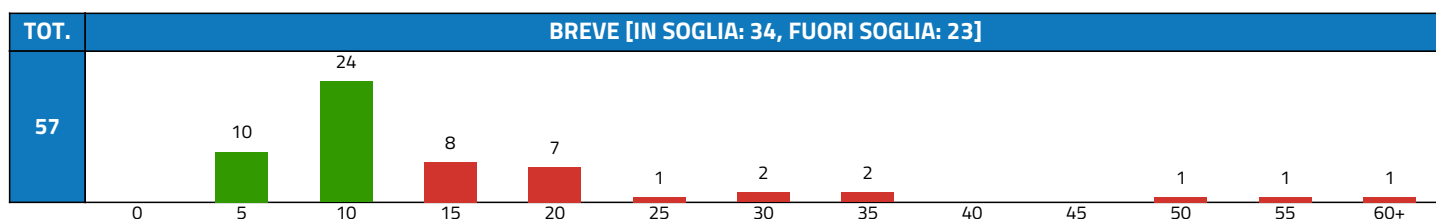

  

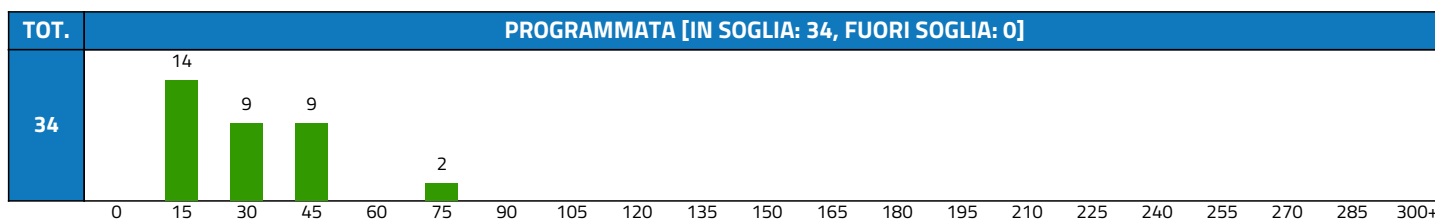
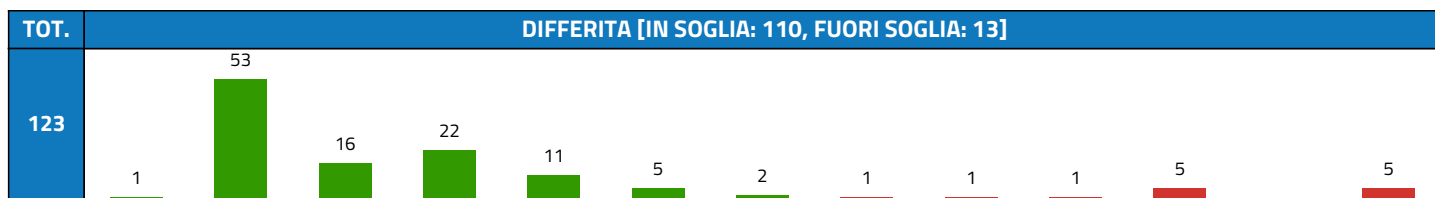
CLASSE	APP.	IN SOGLIA	FUORI	%	MEDIA	DEV.ST.	MAX
URGENTE	4	3	1	75,00%	3	5	12
BREVE	170	143	27	84,12%	8	7	46
DIFFERITA	215	198	17	92,09%	25	33	238
PROGRAMMATA	94	90	4	95,74%	26	36	214
NON INDICATA	2	2	0	100,00%	19	19	37





88.94.9 - RM DELLA MANO							
APP.	IN SOGLIA	FUORI	%	MEDIA	DEV.ST.	CRIT.	
215	178	37	82,79%	22	30	0,43	
CLASSE	APP.	IN SOGLIA	FUORI	%	MEDIA	DEV.ST.	MAX
URGENTE	1	0	1	0,00%	5	0	5
BREVE	57	34	23	59,65%	14	12	60
DIFFERITA	123	110	13	89,43%	26	37	217
PROGRAMMATA	34	34	0	100,00%	24	18	71


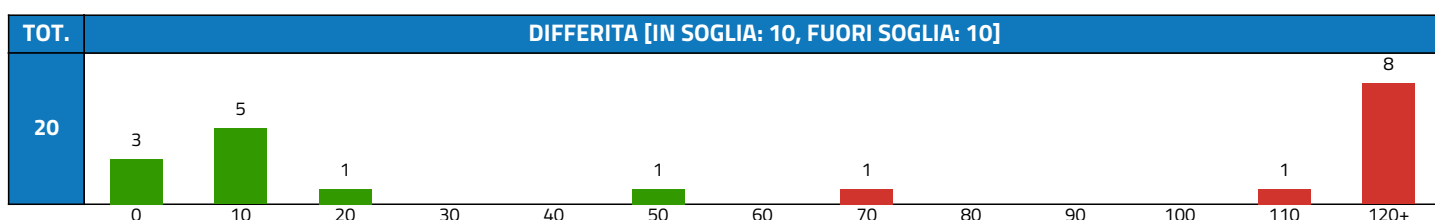






**88.93.5 - RM DEL RACHIDE SACROCOCCIGEO**


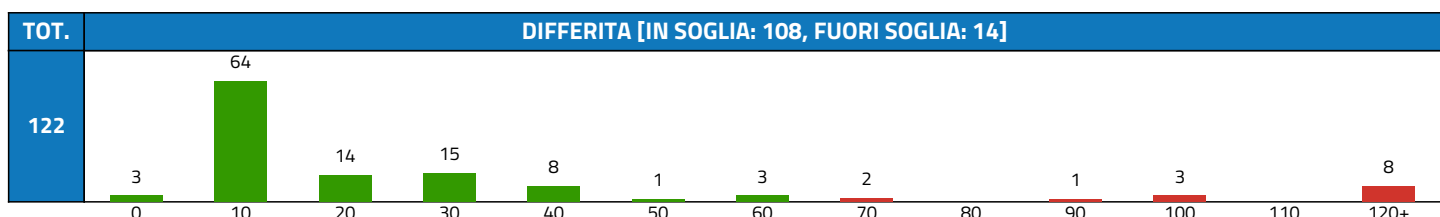
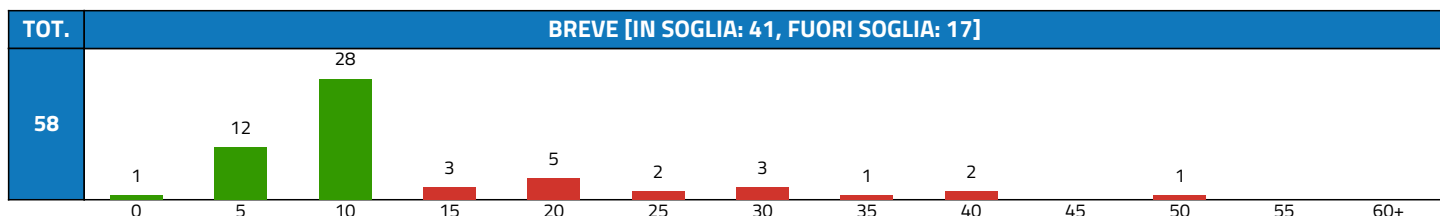
APP.	IN SOGLIA	FUORI	%	MEDIA	DEV.ST.	CRIT.
31	14	17	45,16%	79	86	0,41

CLASSE	APP.	IN SOGLIA	FUORI	%	MEDIA	DEV.ST.	MAX
URGENTE	1	0	1	0,00%	6	0	6
BREVE	6	1	5	16,67%	42	24	61
DIFFERITA	20	10	10	50,00%	94	96	294
PROGRAMMATA	4	3	1	75,00%	77	76	197



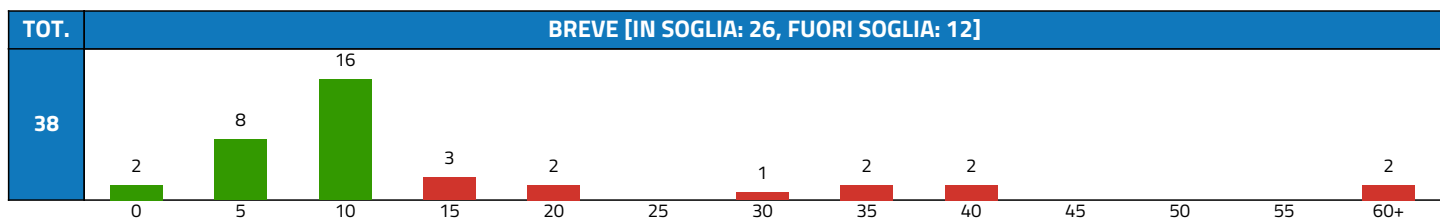
### 88.94.8 - RM DEL POLSO

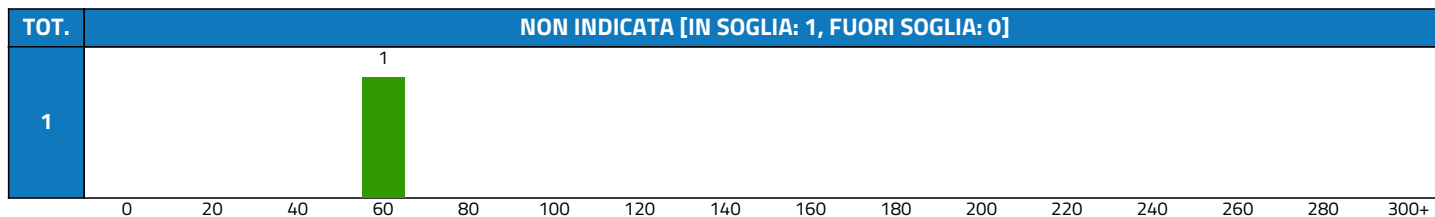

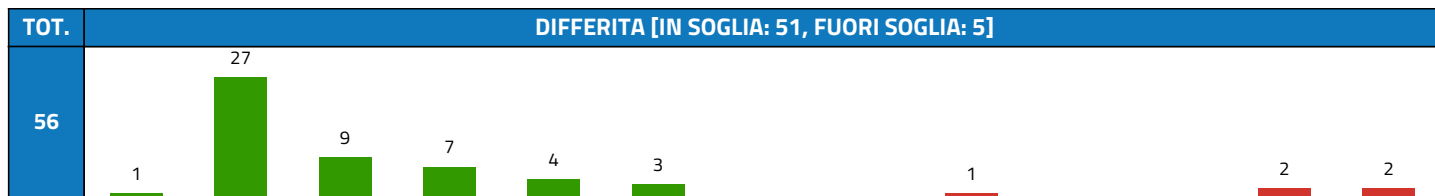
APP.	IN SOGLIA	FUORI	%	MEDIA	DEV.ST.	CRIT.	
210	179	31	85,24%	21	32	0,39	
CLASSE	APP.	IN SOGLIA	FUORI	%	MEDIA	DEV.ST.	MAX
BREVE	58	41	17	70,69%	11	10	50
DIFFERITA	122	108	14	88,52%	25	39	212
PROGRAMMATA	30	30	0	100,00%	25	24	81



### 88.94.6 - RM DEL GOMITO

APP.	IN SOGLIA	FUORI	%	MEDIA	DEV.ST.	CRIT.	
119	102	17	85,71%	21	27	0,30	
CLASSE	APP.	IN SOGLIA	FUORI	%	MEDIA	DEV.ST.	MAX
BREVE	38	26	12	68,42%	14	15	65
DIFFERITA	56	51	5	91,07%	23	33	167
PROGRAMMATA	24	24	0	100,00%	25	25	87
NON INDICATA	1	1	0	100,00%	42	0	42



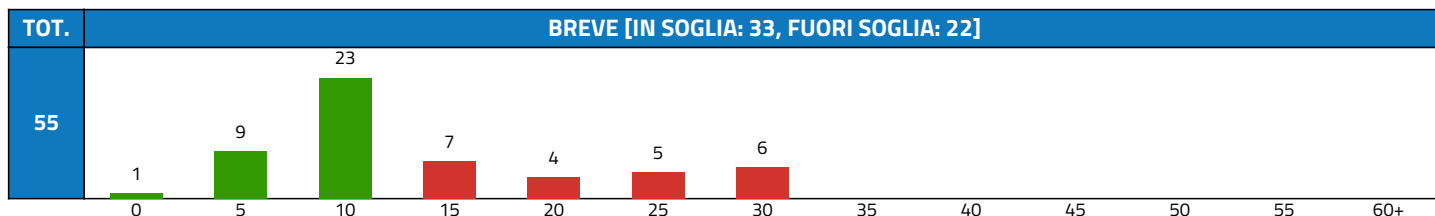



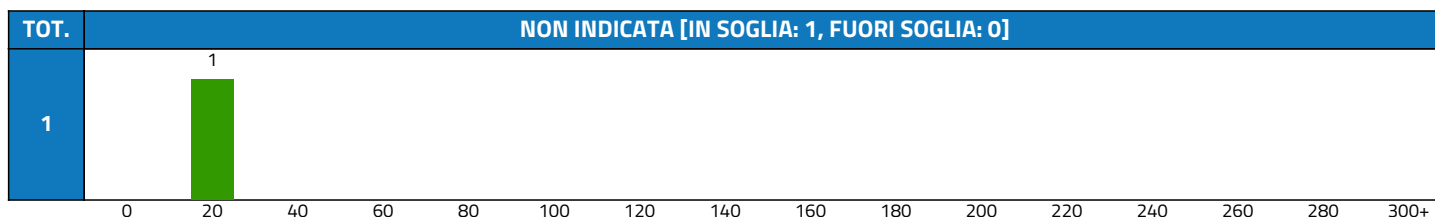
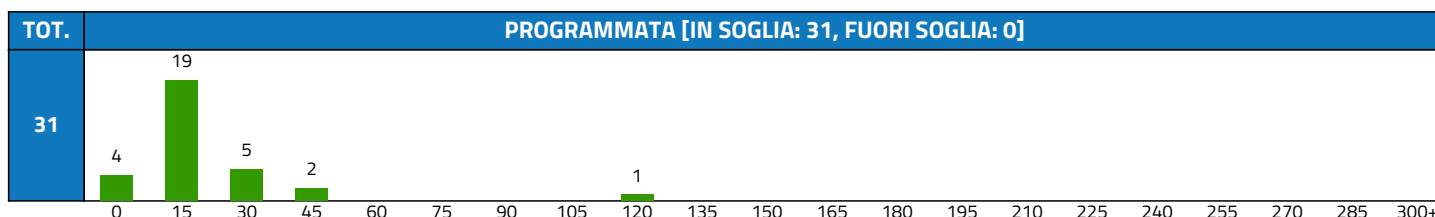
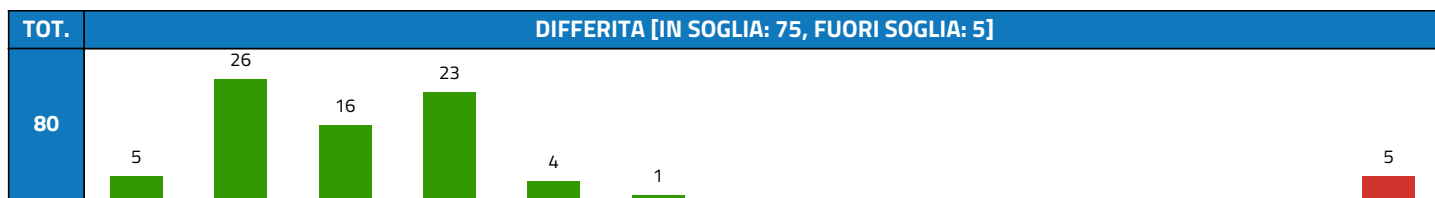
**88.38.B - TC DEL RACHIDE E DELLO SPECO VERTEBRALE TORACICO**

APP.	IN SOGLIA	FUORI	%	MEDIA	DEV.ST.	CRIT.
173	145	28	83,82%	17	25	0,29

CLASSE	APP.	IN SOGLIA	FUORI	%	MEDIA	DEV.ST.	MAX
URGENTE	6	5	1	83,33%	2	3	7
BREVE	55	33	22	60,00%	11	8	28
DIFFERITA	80	75	5	93,75%	23	33	154
PROGRAMMATA	31	31	0	100,00%	13	21	108
NON INDICATA	1	1	0	100,00%	2	0	2

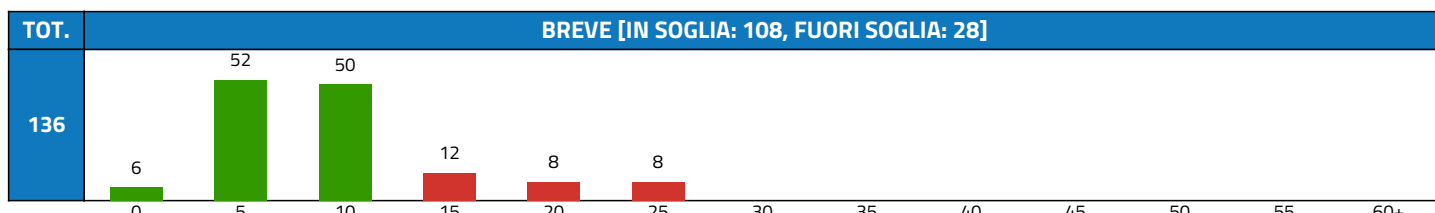



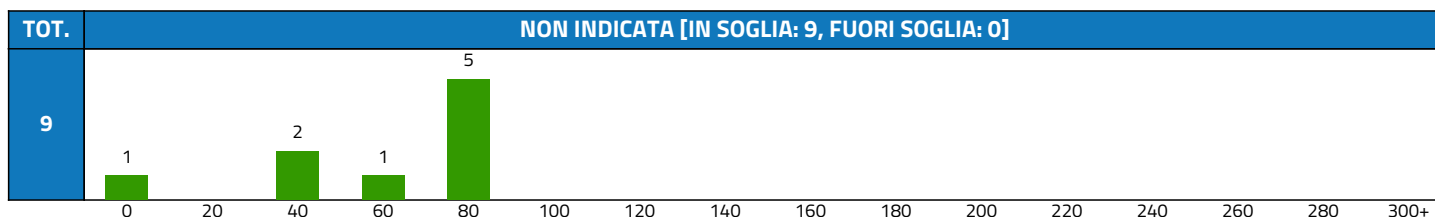
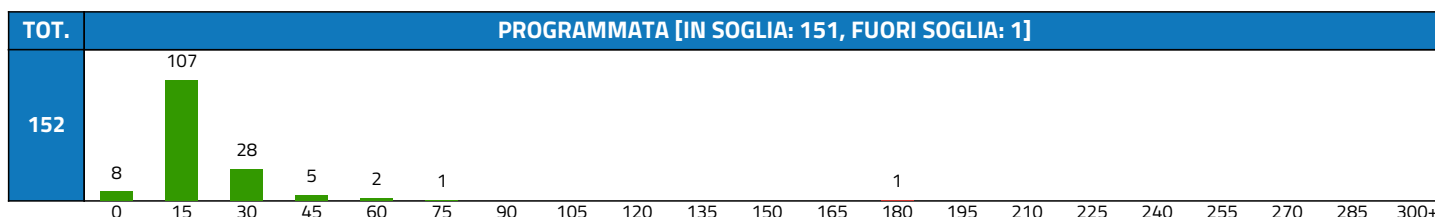
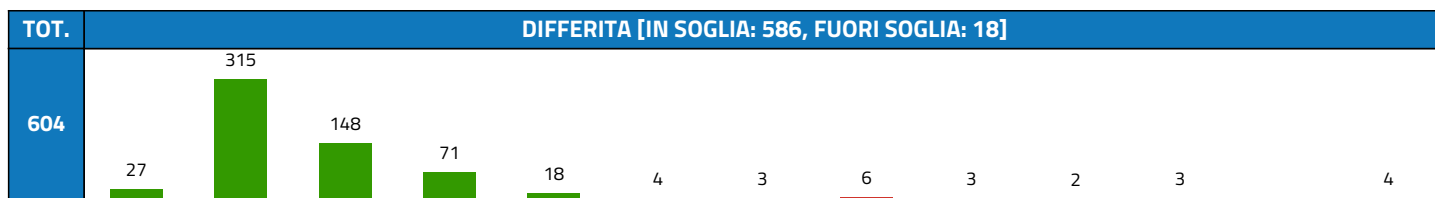


**87.03.2 - TC MASSICCIO FACCIALE**

APP.	IN SOGLIA	FUORI	%	MEDIA	DEV.ST.	CRIT.
903	856	47	94,80%	13	16	0,29

CLASSE	APP.	IN SOGLIA	FUORI	%	MEDIA	DEV.ST.	MAX
URGENTE	2	2	0	100,00%	1	1	1
BREVE	136	108	28	79,41%	7	6	25
DIFFERITA	604	586	18	97,02%	13	17	142
PROGRAMMATA	152	151	1	99,34%	12	17	168
NON INDICATA	9	9	0	100,00%	52	22	69







**93.08.C - ELETTROMIOGRAFIA SEMPLICE [EMG] DEL CAPO**

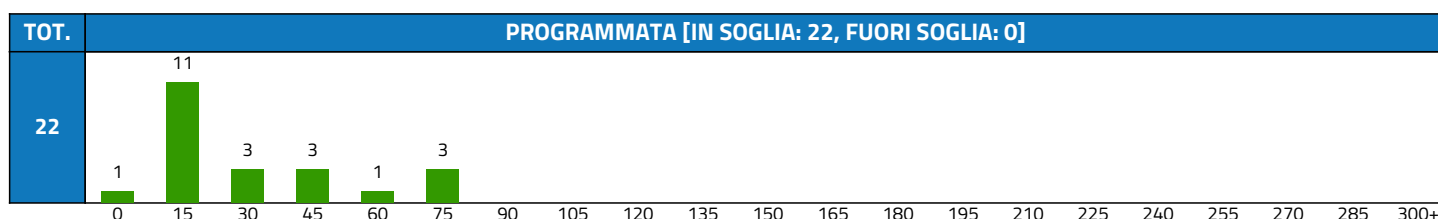
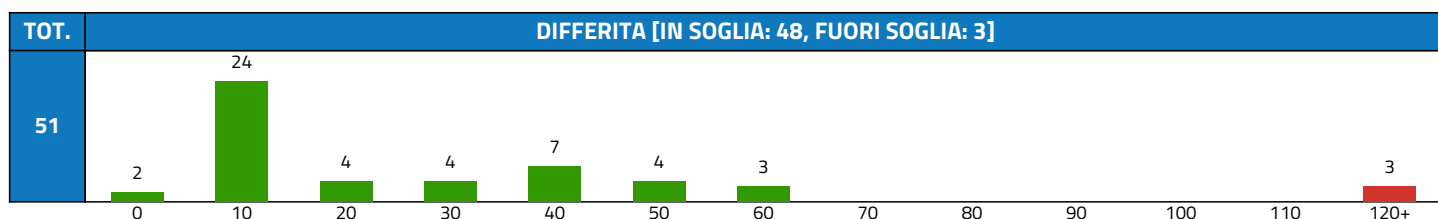
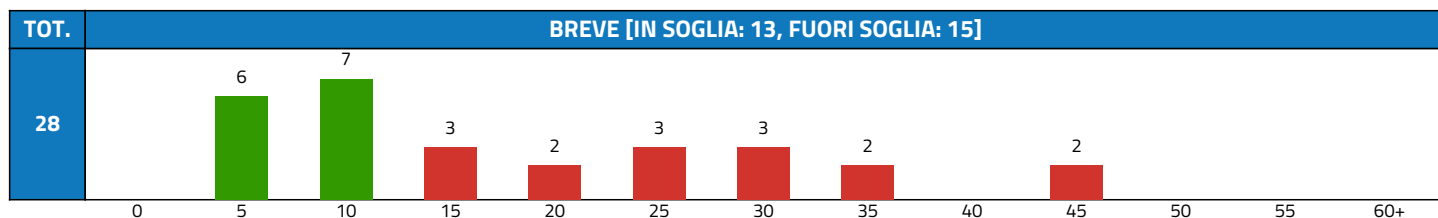
APP.	IN SOGLIA	FUORI	%	MEDIA	DEV.ST.	CRIT.
9	1	8	11,11%	214	109	0,27

CLASSE	APP.	IN SOGLIA	FUORI	%	MEDIA	DEV.ST.	MAX
BREVE	1	0	1	0,00%	35	0	35
DIFFERITA	8	1	7	12,50%	237	94	304



### 88.94.C - RM DELLA COSCIA (RM DEL FEMORE)

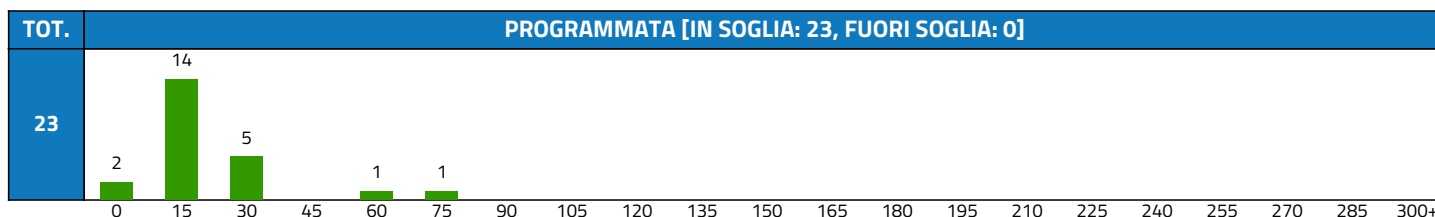
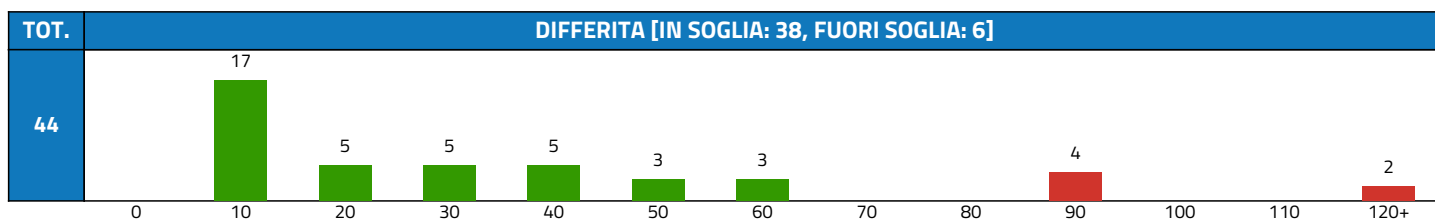
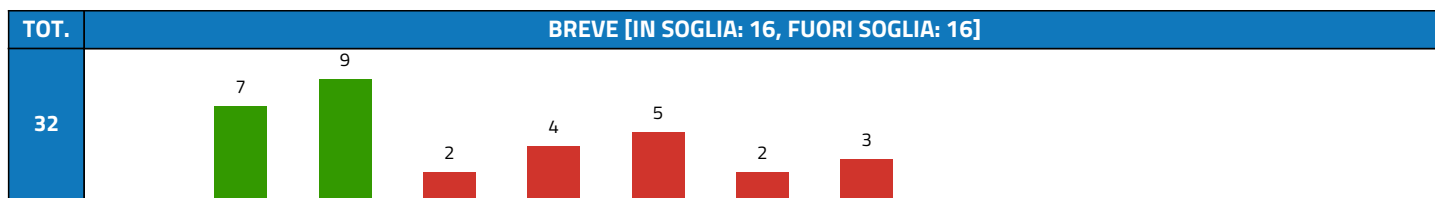
APP.	IN SOGLIA	FUORI	%	MEDIA	DEV.ST.	CRIT.	
101	83	18	82,18%	22	30	0,27	
CLASSE	APP.	IN SOGLIA	FUORI	%	MEDIA	DEV.ST.	MAX
BREVE	28	13	15	46,43%	16	13	45
DIFFERITA	51	48	3	94,12%	26	37	169
PROGRAMMATA	22	22	0	100,00%	22	24	73



### 88.94.E - RM DELLA GAMBA

APP.	IN SOGLIA	FUORI	%	MEDIA	DEV.ST.	CRIT.	
100	77	23	77,00%	21	27	0,26	
CLASSE	APP.	IN SOGLIA	FUORI	%	MEDIA	DEV.ST.	MAX
URGENTE	1	0	1	0,00%	7	0	7
BREVE	32	16	16	50,00%	14	10	35
DIFFERITA	44	38	6	86,36%	31	36	160
PROGRAMMATA	23	23	0	100,00%	13	17	70

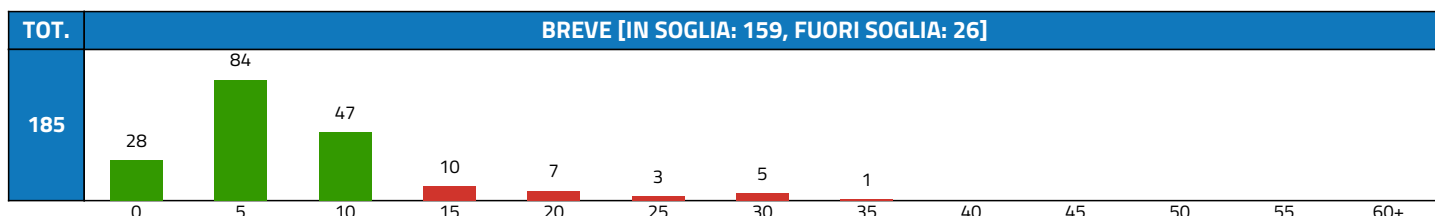
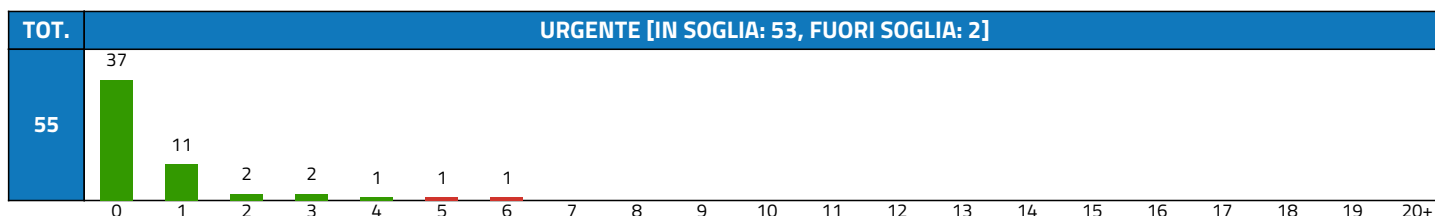


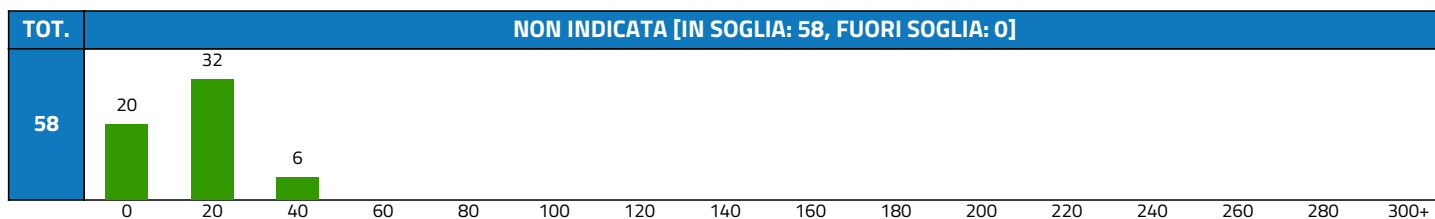
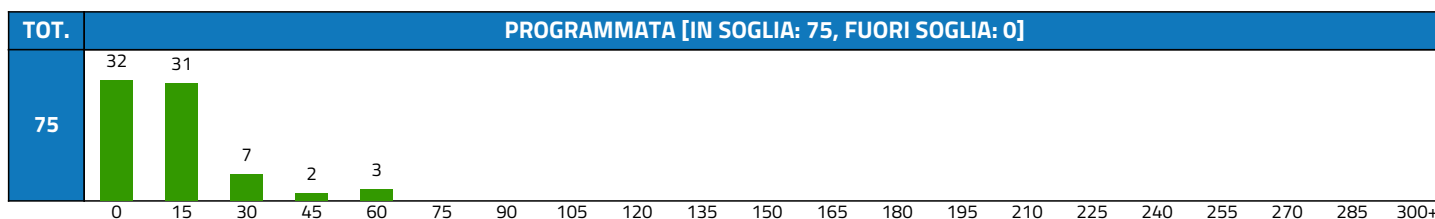


**88.28.1 - RX DELLA CAVIGLIA**

APP.	IN SOGLIA	FUORI	%	MEDIA	DEV.ST.	CRIT.
473	445	28	94,08%	6	9	0,24

CLASSE	APP.	IN SOGLIA	FUORI	%	MEDIA	DEV.ST.	MAX
URGENTE	55	53	2	96,36%	1	1	6
BREVE	185	159	26	85,95%	6	6	31
DIFFERITA	100	100	0	100,00%	9	12	60
PROGRAMMATA	75	75	0	100,00%	7	12	52
NON INDICATA	58	58	0	100,00%	6	9	36



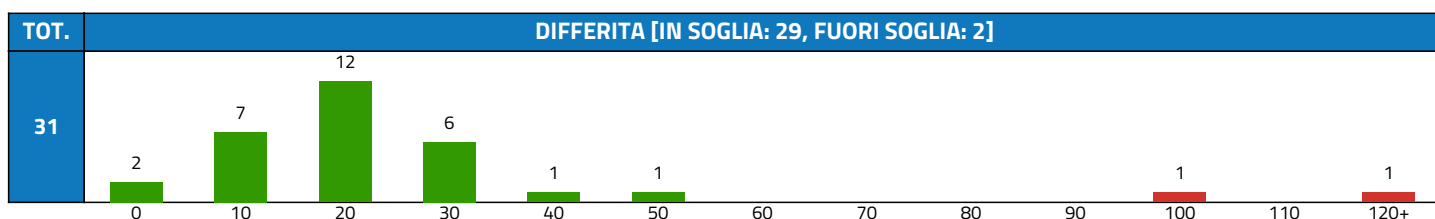
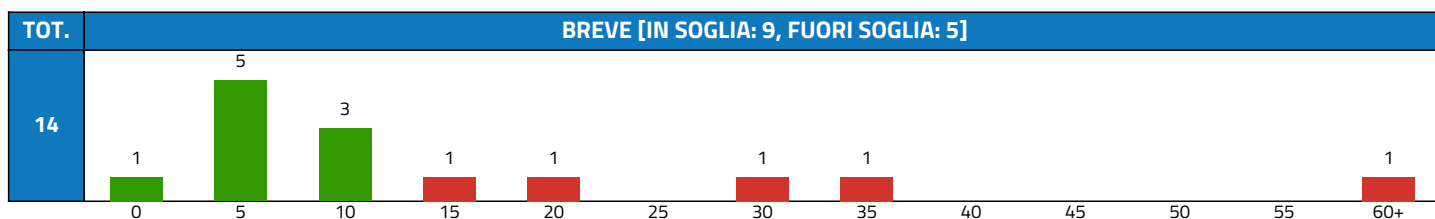
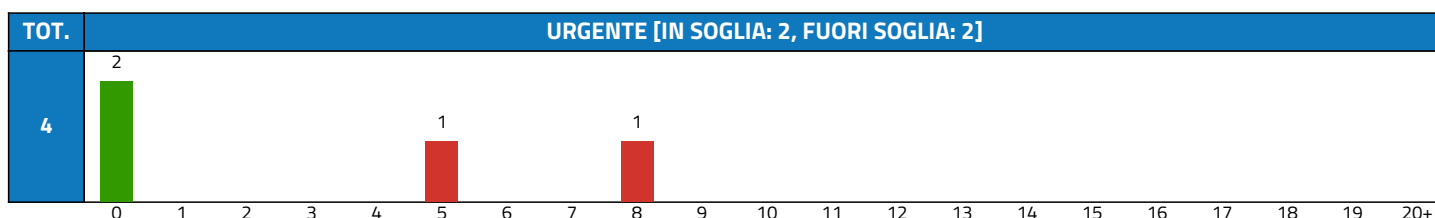


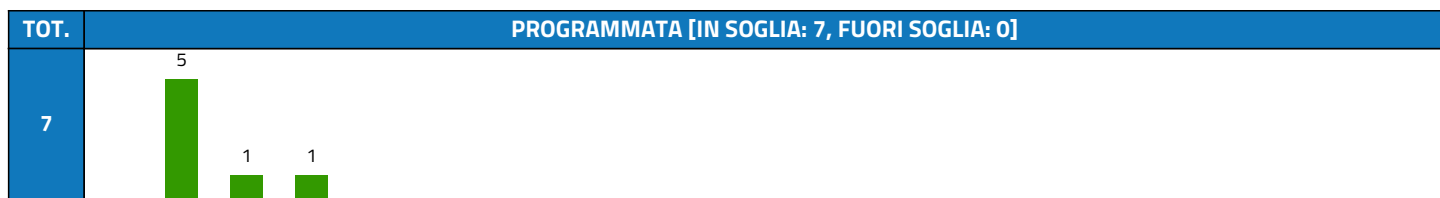
**88.39.6 - TC DELLA CAVIGLIA**

APP.	IN SOGLIA	FUORI	%	MEDIA	DEV.ST.	CRIT.
56	47	9	83,93%	20	31	0,24

CLASSE	APP.	IN SOGLIA	FUORI	%	MEDIA	DEV.ST.	MAX
URGENTE	4	2	2	50,00%	3	3	8
BREVE	14	9	5	64,29%	21	40	163
DIFFERITA	31	29	2	93,55%	23	30	156
PROGRAMMATA	7	7	0	100,00%	14	14	41

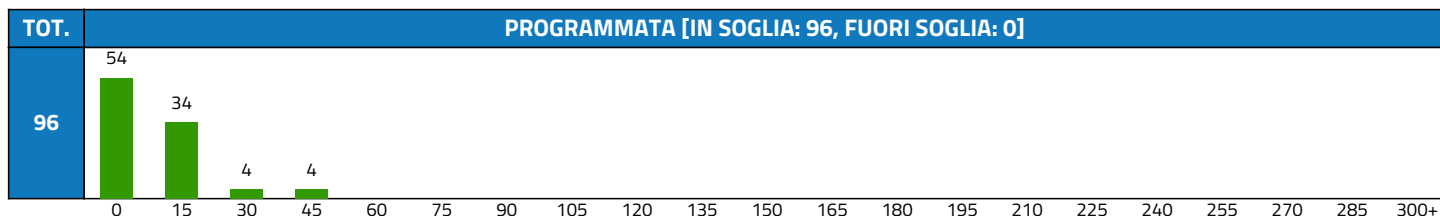
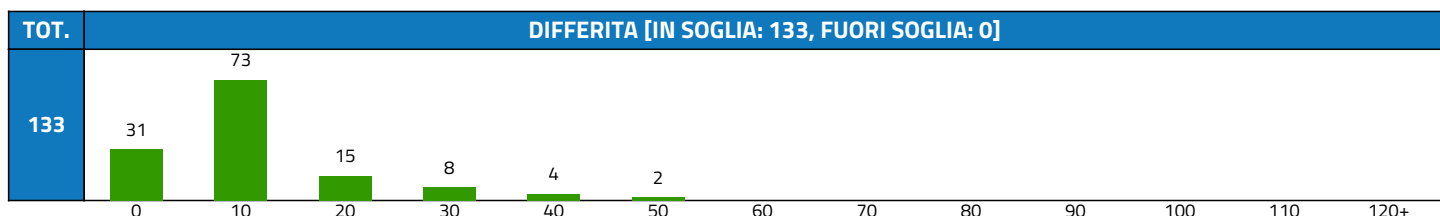
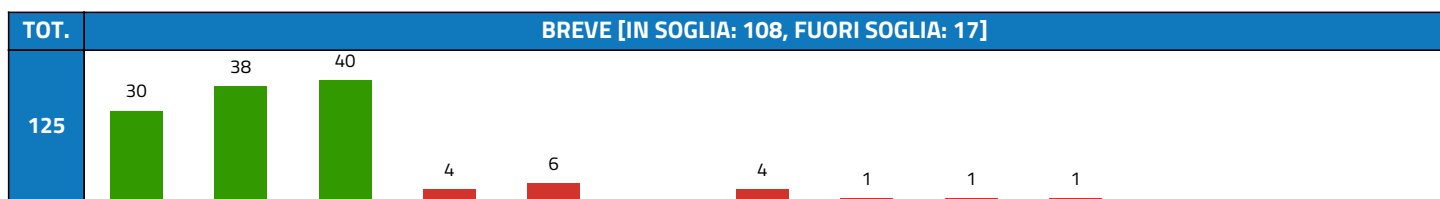



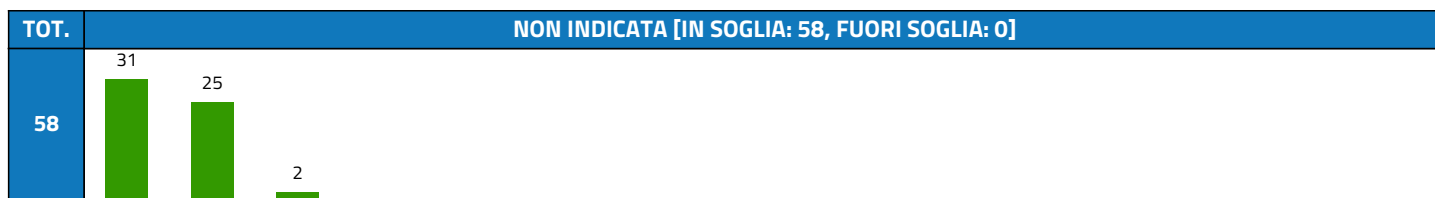


**88.23.1 - RX DEL POLSO**

APP.	IN SOGLIA	FUORI	%	MEDIA	DEV.ST.	CRIT.
463	444	19	95,90%	5	8	0,22

CLASSE	APP.	IN SOGLIA	FUORI	%	MEDIA	DEV.ST.	MAX
URGENTE	51	49	2	96,08%	1	1	7
BREVE	125	108	17	86,40%	6	8	41
DIFFERITA	133	133	0	100,00%	7	10	49
PROGRAMMATA	96	96	0	100,00%	4	8	37
NON INDICATA	58	58	0	100,00%	4	6	33



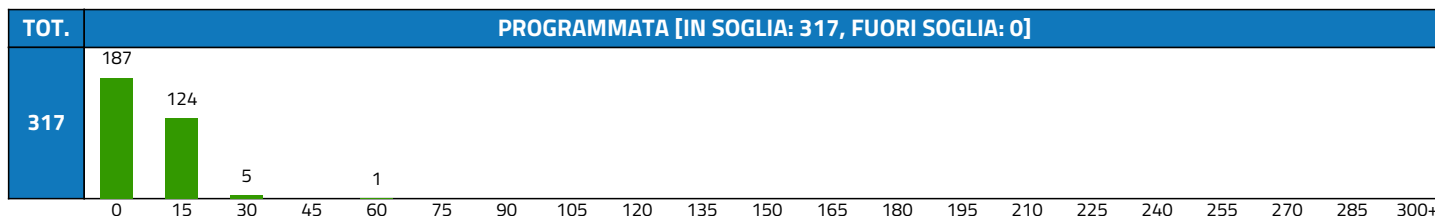
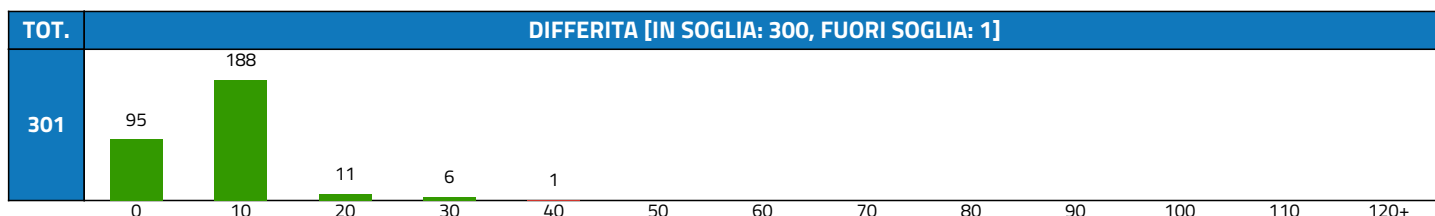
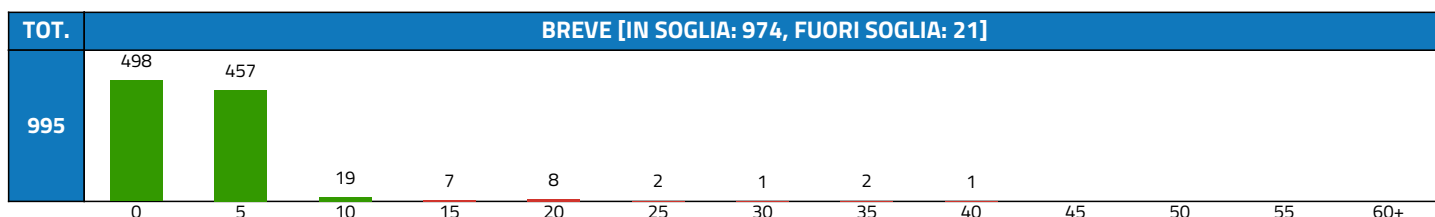
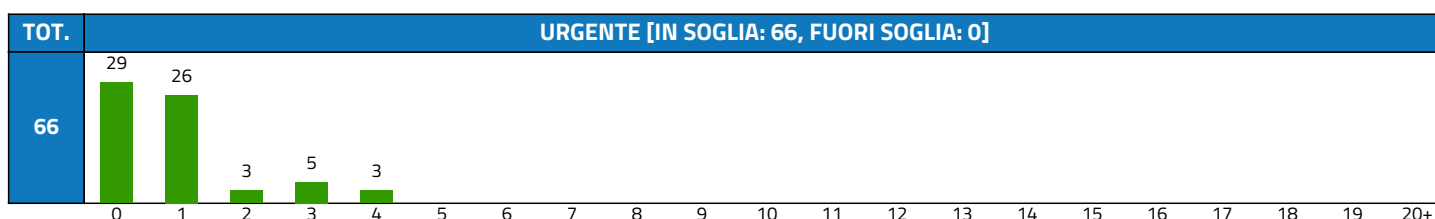


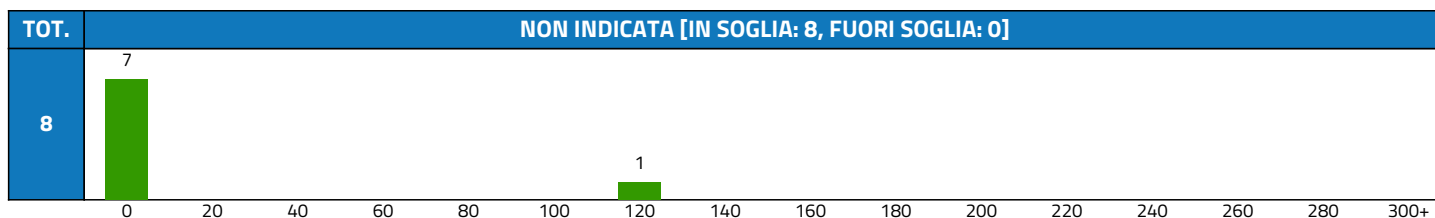
**89.7B.6 - PRIMA VISITA ONCOLOGICA**

APP.	IN SOGLIA	FUORI	%	MEDIA	DEV.ST.	CRIT.
1.687	1.665	22	98,70%	2	5	0,21

CLASSE	APP.	IN SOGLIA	FUORI	%	MEDIA	DEV.ST.	MAX
URGENTE	66	66	0	100,00%	1	1	4
BREVE	995	974	21	97,89%	2	3	38
DIFFERITA	301	300	1	99,67%	2	5	36
PROGRAMMATA	317	317	0	100,00%	1	4	48
NON INDICATA	8	8	0	100,00%	15	39	118



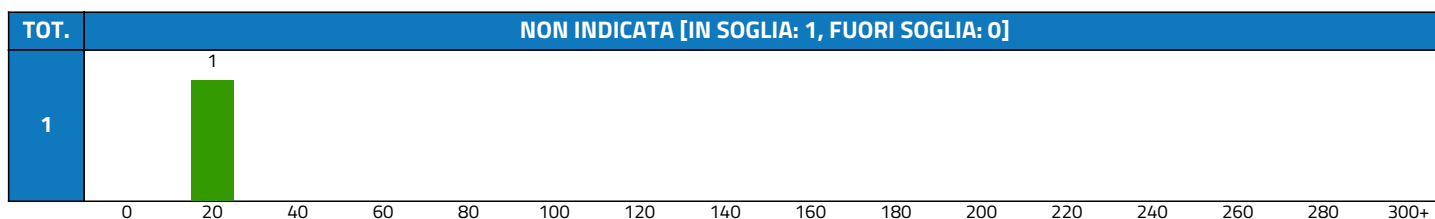

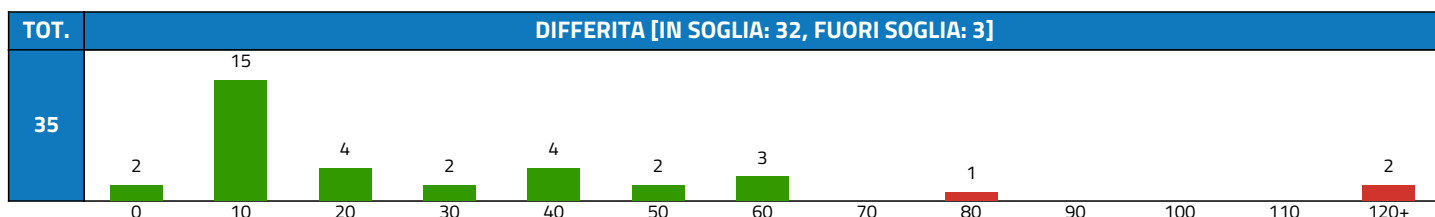
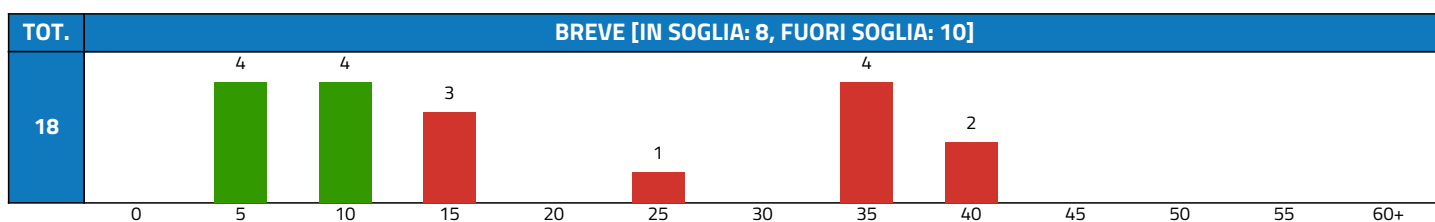


**88.94.5 - RM DEL BRACCIO**

APP.	IN SOGLIA	FUORI	%	MEDIA	DEV.ST.	CRIT.
63	50	13	79,37%	23	31	0,21



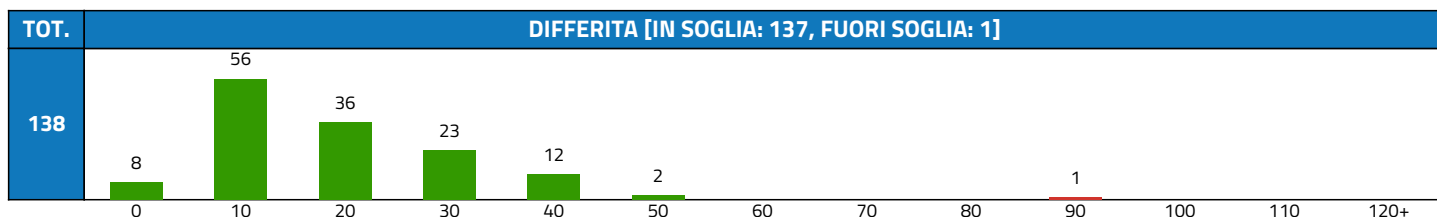
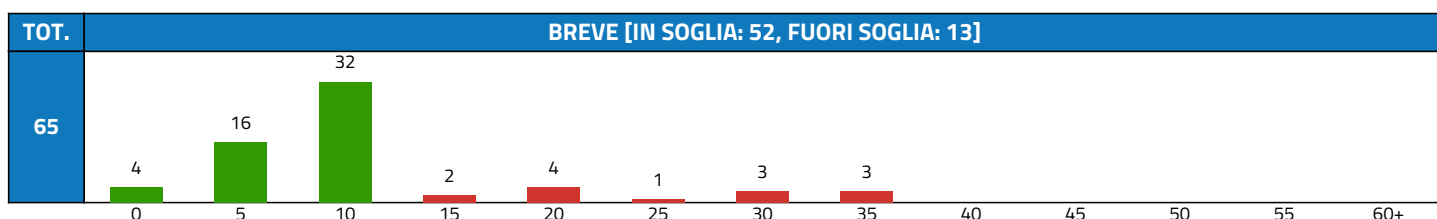
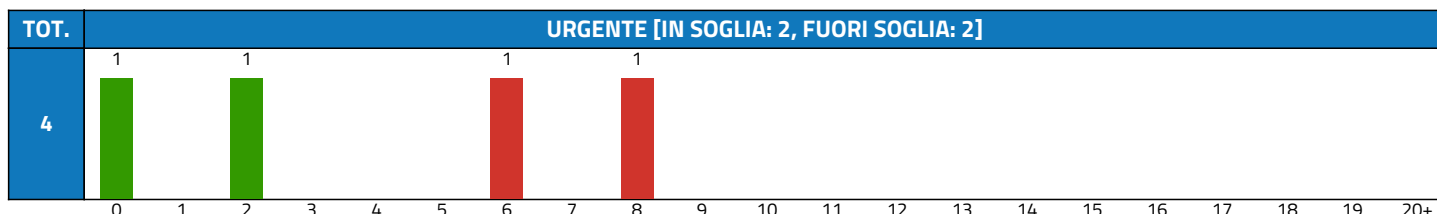
  

CLASSE	APP.	IN SOGLIA	FUORI	%	MEDIA	DEV.ST.	MAX
BREVE	18	8	10	44,44%	17	13	39
DIFFERITA	35	32	3	91,43%	28	39	171
PROGRAMMATA	9	9	0	100,00%	20	16	54
NON INDICATA	1	1	0	100,00%	5	0	5




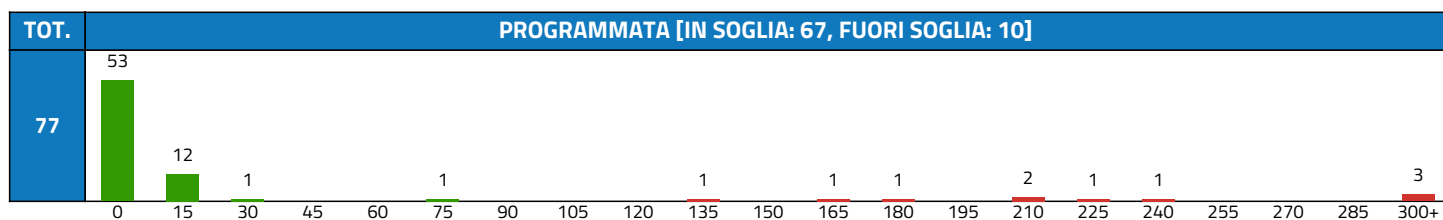
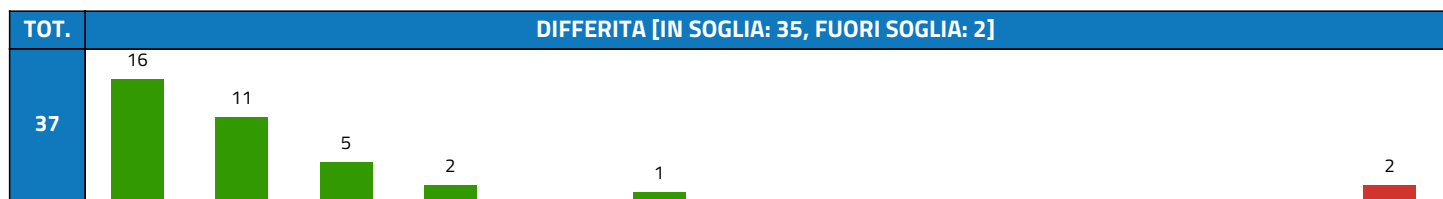
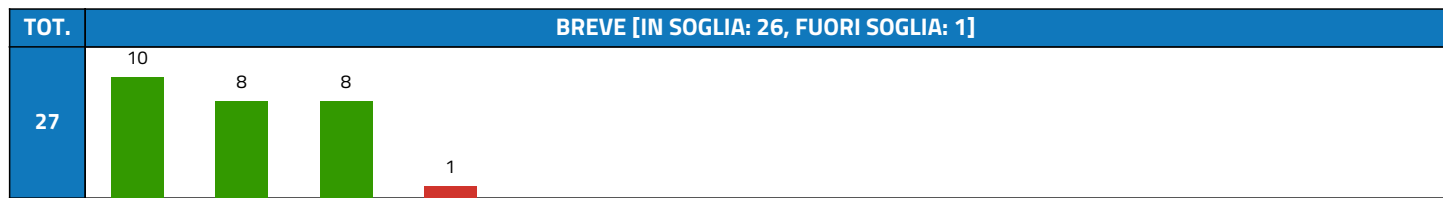
## 88.39.4 - TC DEL GINOCCHIO

APP.	IN SOGLIA	FUORI	%	MEDIA	DEV.ST.	CRIT.	
236	220	16	93,22%	12	11	0,20	
CLASSE	APP.	IN SOGLIA	FUORI	%	MEDIA	DEV.ST.	MAX
URGENTE	4	2	2	50,00%	4	3	8
BREVE	65	52	13	80,00%	9	8	32
DIFFERITA	138	137	1	99,28%	14	13	86
PROGRAMMATA	27	27	0	100,00%	7	7	26
NON INDICATA	2	2	0	100,00%	2	2	3



### 87.37.2 - MAMMOGRAFIA MONOLATERALE

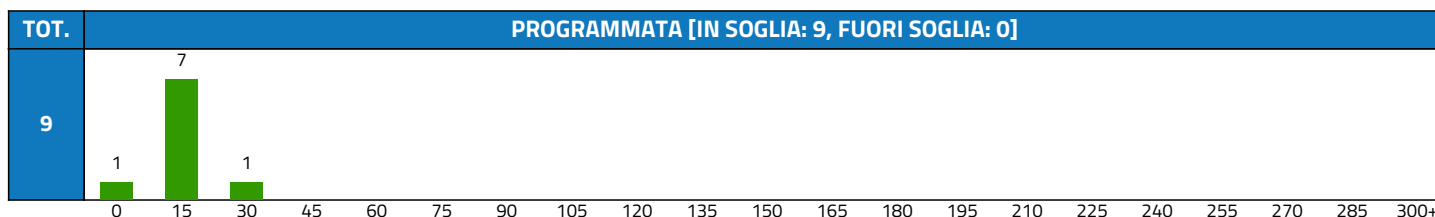
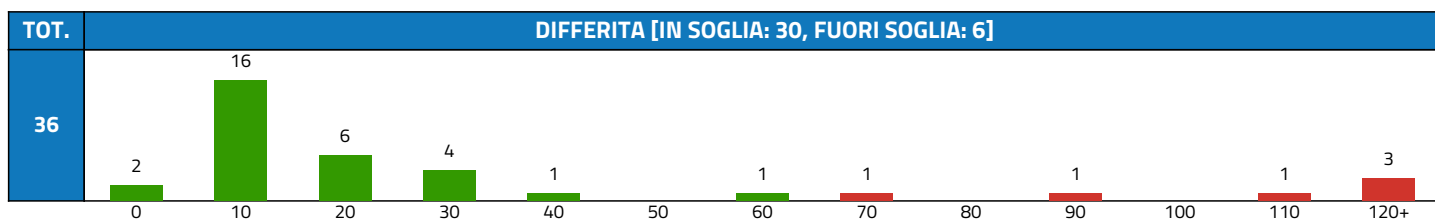
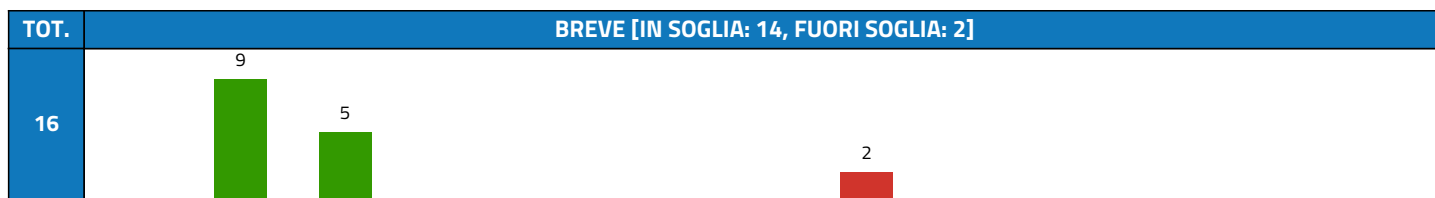
APP.	IN SOGLIA	FUORI	%	MEDIA	DEV.ST.	CRIT.	
148	134	14	90,54%	24	81	0,16	
CLASSE	APP.	IN SOGLIA	FUORI	%	MEDIA	DEV.ST.	MAX
BREVE	27	26	1	96,30%	3	3	12
DIFFERITA	37	35	2	94,59%	13	32	147
PROGRAMMATA	77	67	10	87,01%	36	107	736
NON INDICATA	7	6	1	85,71%	27	65	186



### 88.01.1 - TC DELL'ADDOME SUPERIORE

APP.	IN SOGLIA	FUORI	%	MEDIA	DEV.ST.	CRIT.	
61	53	8	86,89%	22	45	0,13	
CLASSE	APP.	IN SOGLIA	FUORI	%	MEDIA	DEV.ST.	MAX
BREVE	16	14	2	87,50%	8	10	35
DIFFERITA	36	30	6	83,33%	32	56	269
PROGRAMMATA	9	9	0	100,00%	6	6	17

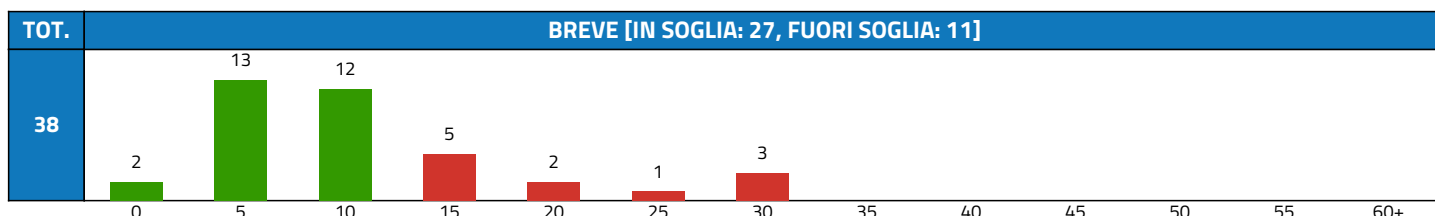



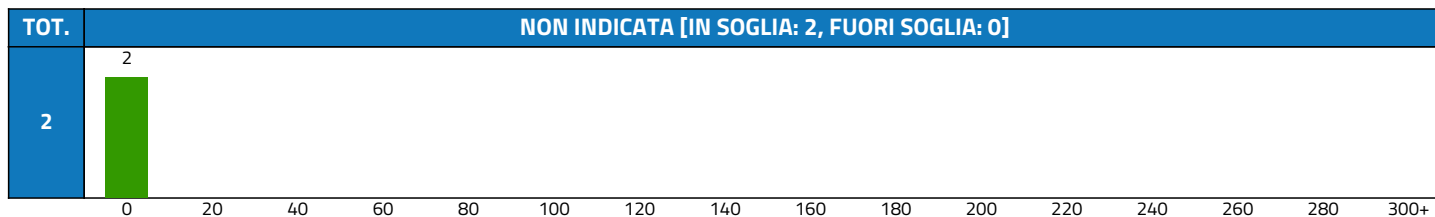
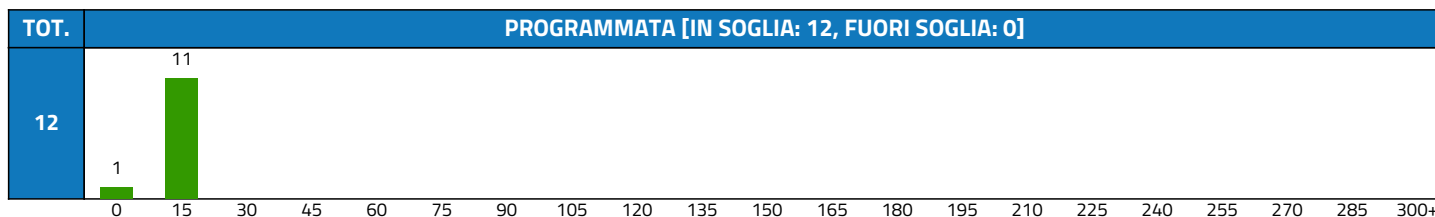
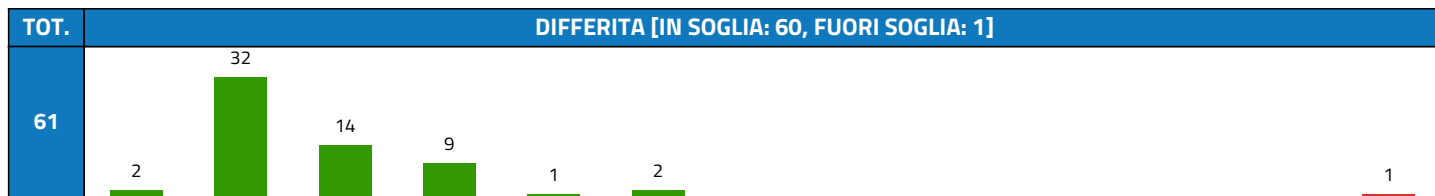


**88.38.G - TC DELLA SPALLA**

APP.	IN SOGLIA	FUORI	%	MEDIA	DEV.ST.	CRIT.
117	105	12	89,74%	11	15	0,11

CLASSE	APP.	IN SOGLIA	FUORI	%	MEDIA	DEV.ST.	MAX
URGENTE	4	4	0	100,00%	0	0	0
BREVE	38	27	11	71,05%	9	8	27
DIFFERITA	61	60	1	98,36%	14	19	140
PROGRAMMATA	12	12	0	100,00%	5	4	13
NON INDICATA	2	2	0	100,00%	0	0	0



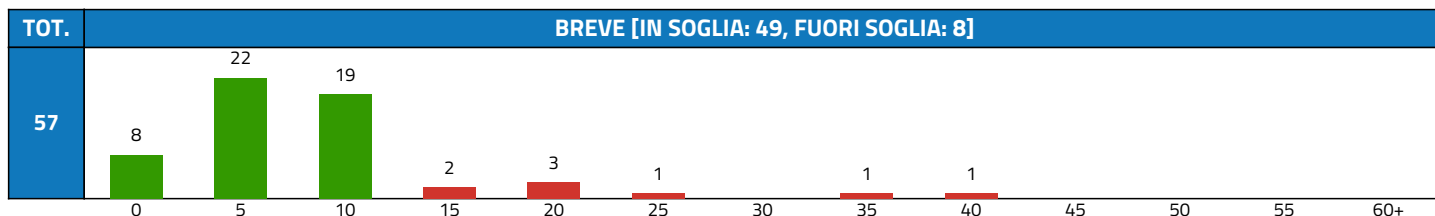
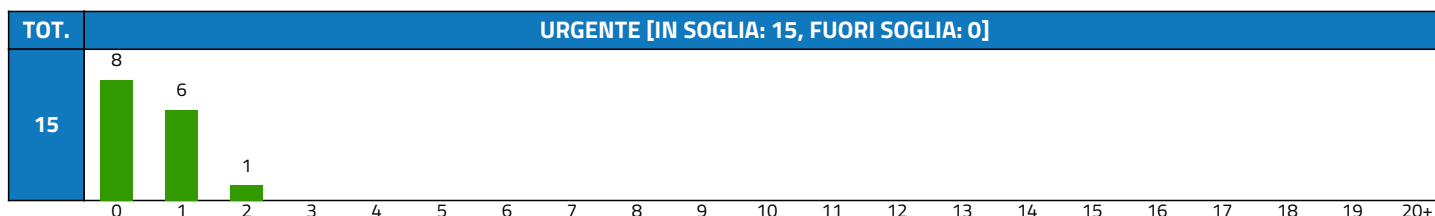


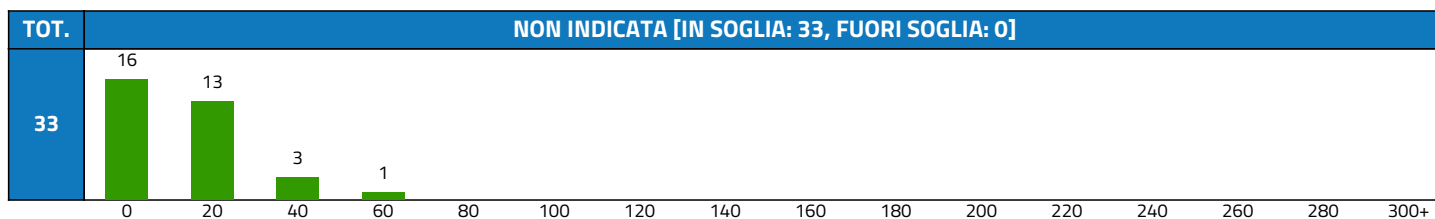
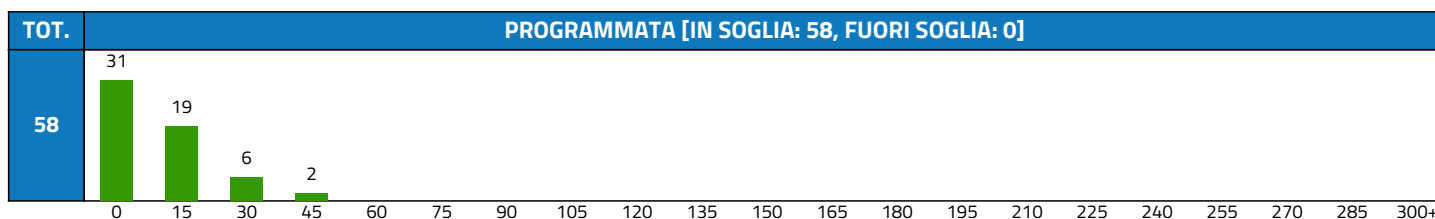
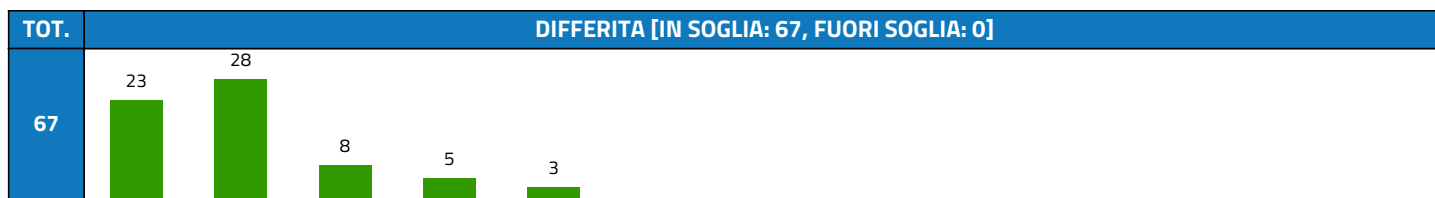
**88.27.1 - RX DEL FEMORE**

APP.	IN SOGLIA	FUORI	%	MEDIA	DEV.ST.	CRIT.
230	222	8	96,52%	7	9	0,09

CLASSE	APP.	IN SOGLIA	FUORI	%	MEDIA	DEV.ST.	MAX
URGENTE	15	15	0	100,00%	1	1	2
BREVE	57	49	8	85,96%	7	8	37
DIFFERITA	67	67	0	100,00%	7	10	36
PROGRAMMATA	58	58	0	100,00%	6	9	41
NON INDICATA	33	33	0	100,00%	8	11	41







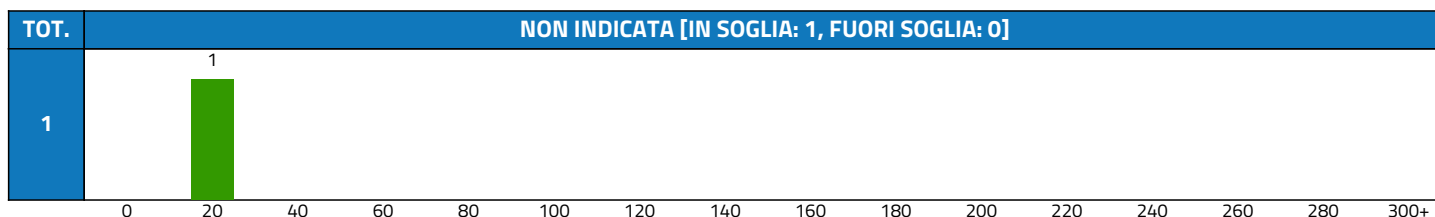
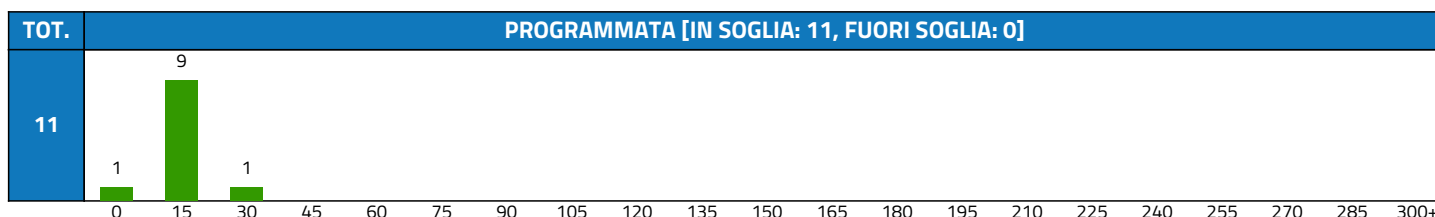
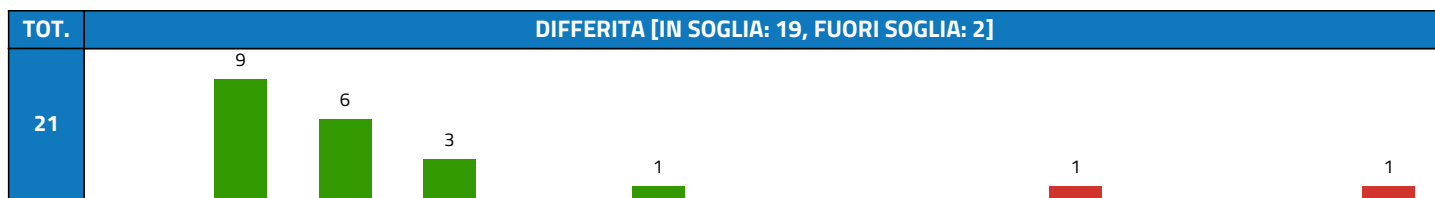
**88.39.7 - TC DEL PIEDE**

APP.	IN SOGLIA	FUORI	%	MEDIA	DEV.ST.	CRIT.
58	50	8	86,21%	14	31	0,09

CLASSE	APP.	IN SOGLIA	FUORI	%	MEDIA	DEV.ST.	MAX
URGENTE	3	1	2	33,33%	4	2	7
BREVE	22	18	4	81,82%	8	10	50
DIFFERITA	21	19	2	90,48%	26	47	218
PROGRAMMATA	11	11	0	100,00%	8	8	27
NON INDICATA	1	1	0	100,00%	9	0	9

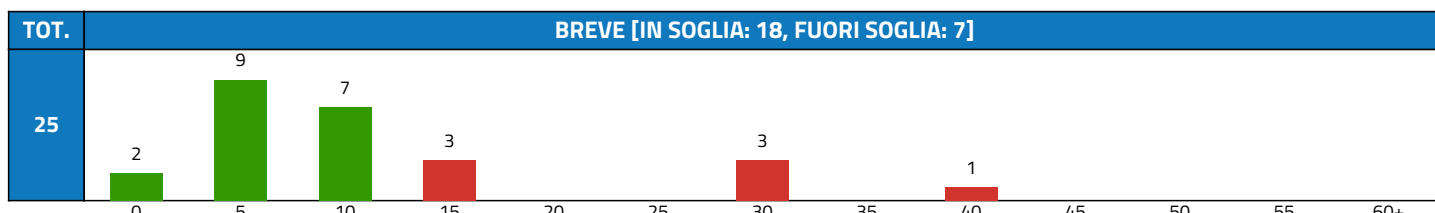



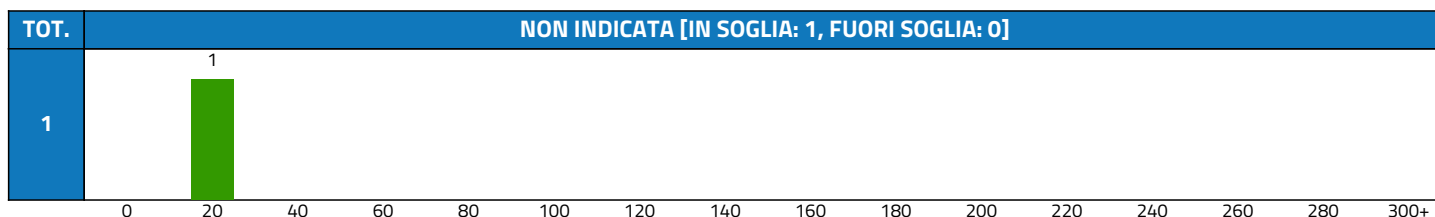

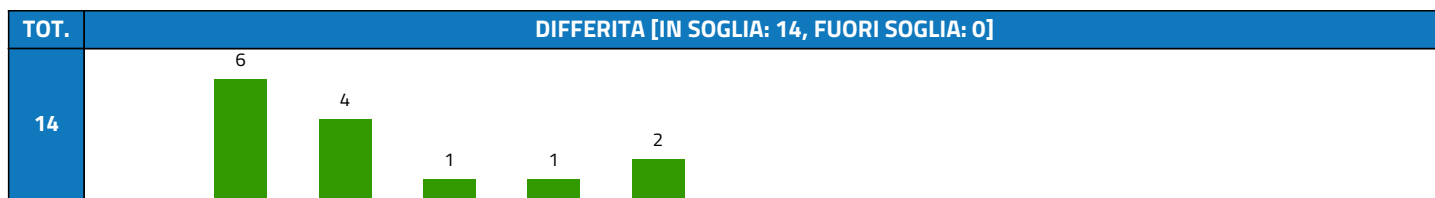


**88.38.L - TC DEL POLSO**

APP.	IN SOGLIA	FUORI	%	MEDIA	DEV.ST.	CRIT.
47	40	7	85,11%	11	12	0,09

CLASSE	APP.	IN SOGLIA	FUORI	%	MEDIA	DEV.ST.	MAX
URGENTE	5	5	0	100,00%	0	0	0
BREVE	25	18	7	72,00%	10	10	36
DIFFERITA	14	14	0	100,00%	17	14	42
PROGRAMMATA	2	2	0	100,00%	11	7	17
NON INDICATA	1	1	0	100,00%	4	0	4



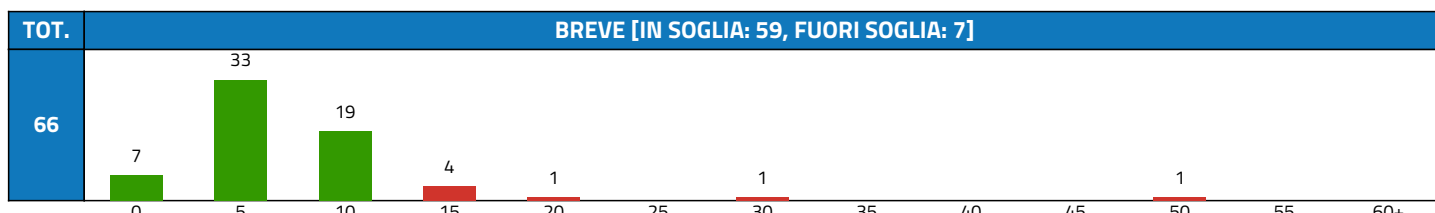
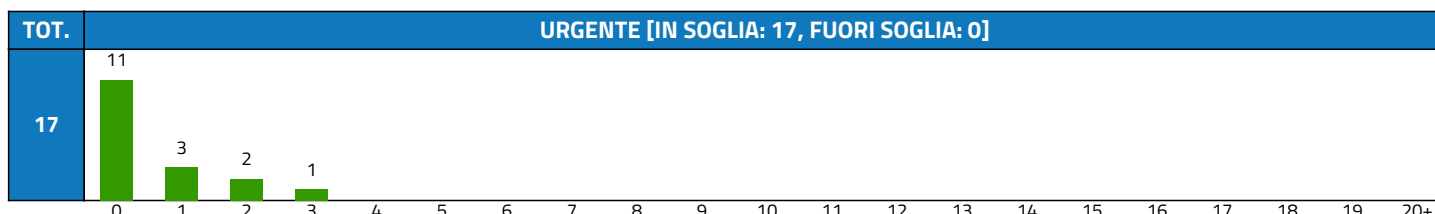


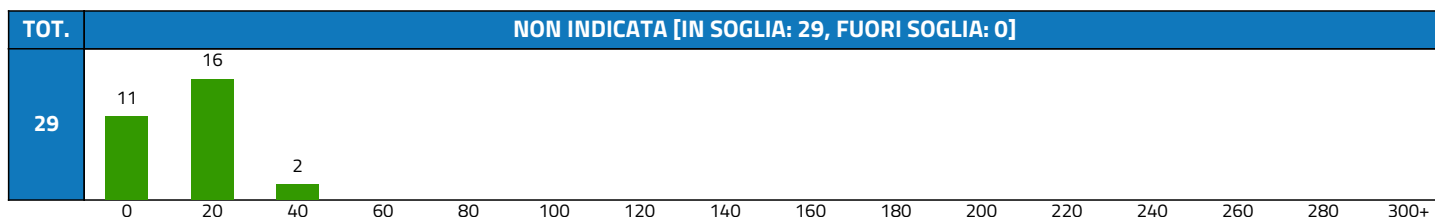
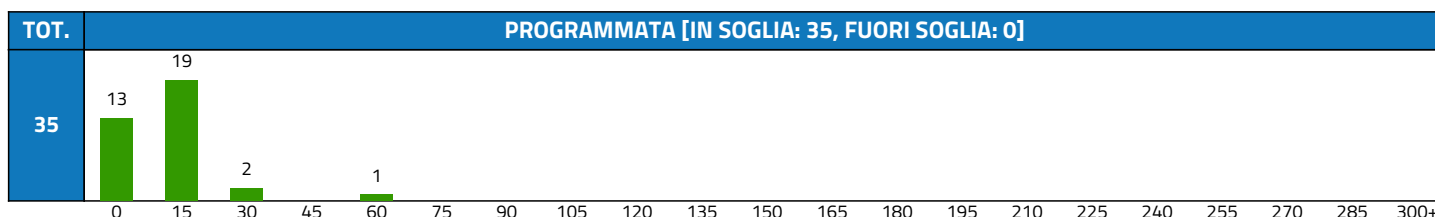
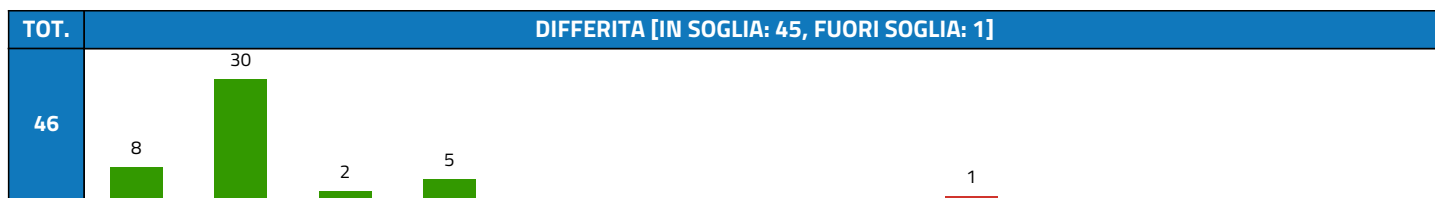
**88.22.1 - RX DEL GOMITO**

APP.	IN SOGLIA	FUORI	%	MEDIA	DEV.ST.	CRIT.
193	185	8	95,85%	6	9	0,08

CLASSE	APP.	IN SOGLIA	FUORI	%	MEDIA	DEV.ST.	MAX
URGENTE	17	17	0	100,00%	1	1	3
BREVE	66	59	7	89,39%	6	7	49
DIFFERITA	46	45	1	97,83%	7	12	73
PROGRAMMATA	35	35	0	100,00%	6	9	49
NON INDICATA	29	29	0	100,00%	6	8	34



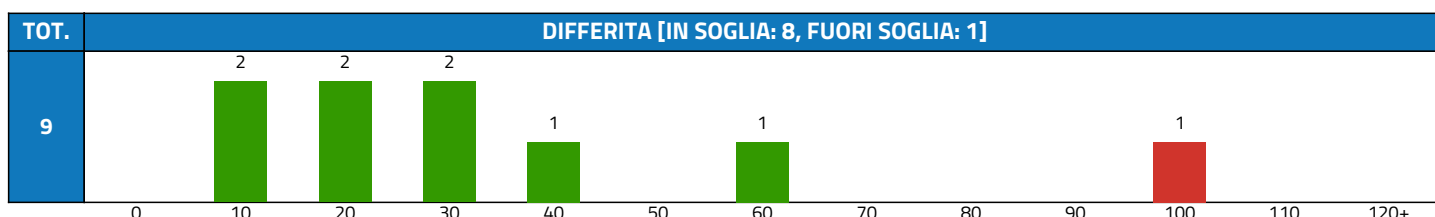
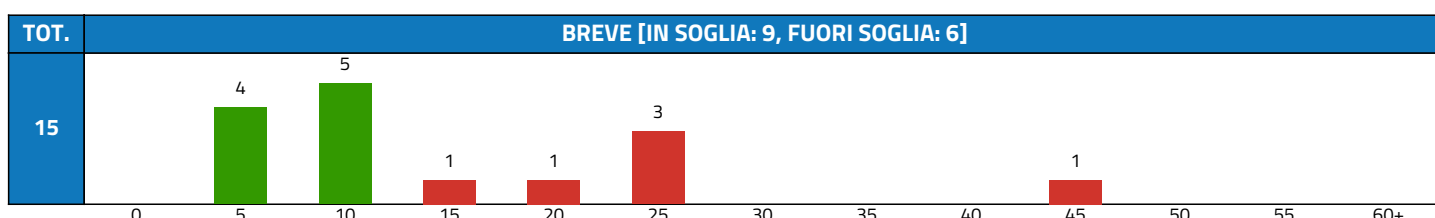



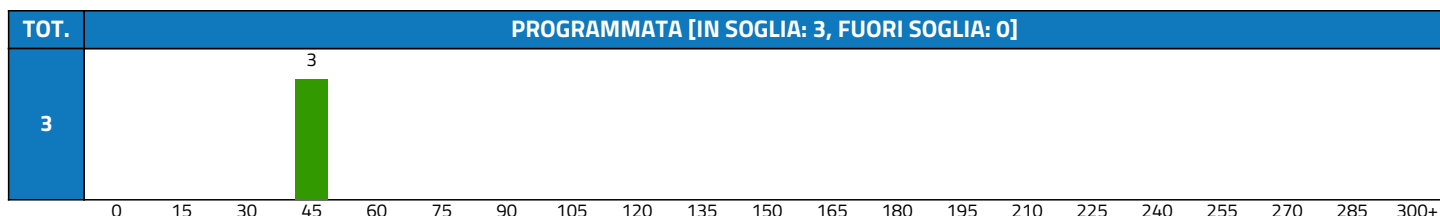
**88.39.8 - TC DI GINOCCHIO E GAMBA**

APP.	IN SOGLIA	FUORI	%	MEDIA	DEV.ST.	CRIT.
29	22	7	75,86%	19	20	0,08

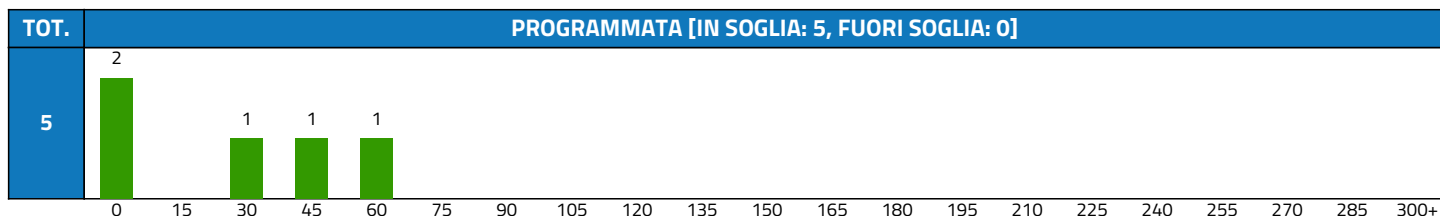
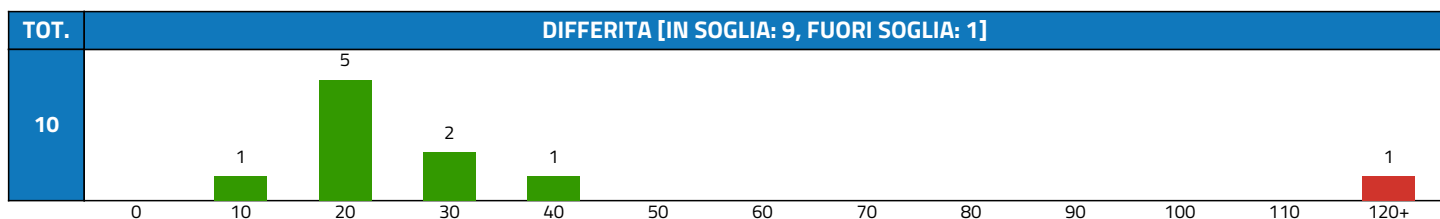
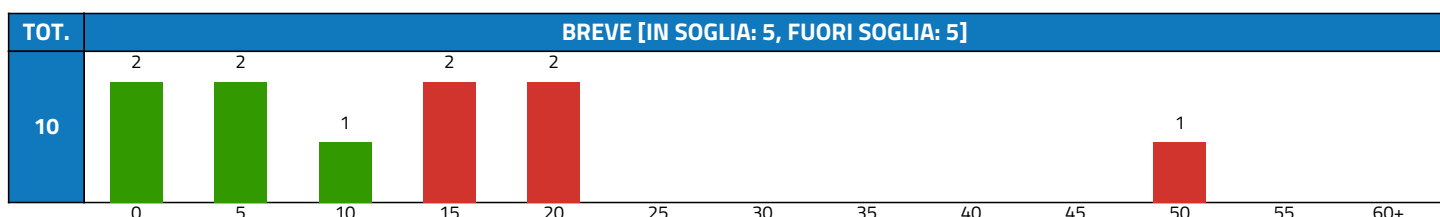
CLASSE	APP.	IN SOGLIA	FUORI	%	MEDIA	DEV.ST.	MAX
URGENTE	2	2	0	100,00%	0	0	0
BREVE	15	9	6	60,00%	12	10	42
DIFFERITA	9	8	1	88,89%	30	28	93
PROGRAMMATA	3	3	0	100,00%	34	3	39





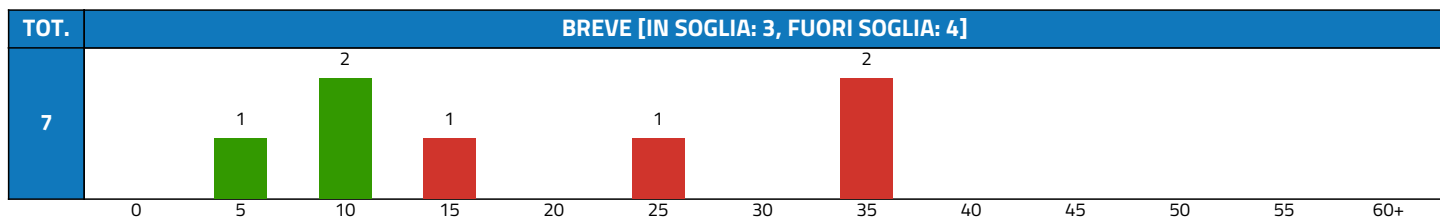
**88.38.N - TC DI SPALLA E BRACCIO**

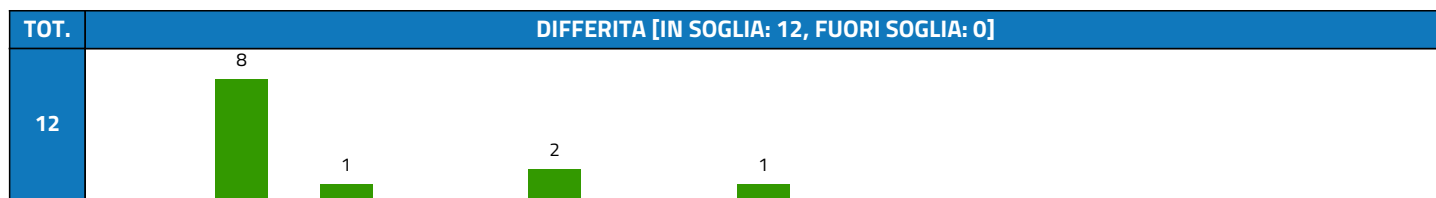
APP.	IN SOGLIA	FUORI	%	MEDIA	DEV.ST.	CRIT.	
25	19	6	76,00%	23	30	0,08	
CLASSE	APP.	IN SOGLIA	FUORI	%	MEDIA	DEV.ST.	MAX
BREVE	10	5	5	50,00%	13	14	50
DIFFERITA	10	9	1	90,00%	34	41	155
PROGRAMMATA	5	5	0	100,00%	22	20	48



**88.94.7 - RM DELL'AVAMBRACCIO**

APP.	IN SOGLIA	FUORI	%	MEDIA	DEV.ST.	CRIT.	
19	15	4	78,95%	15	15	0,07	
CLASSE	APP.	IN SOGLIA	FUORI	%	MEDIA	DEV.ST.	MAX
BREVE	7	3	4	42,86%	17	12	35
DIFFERITA	12	12	0	100,00%	14	16	54


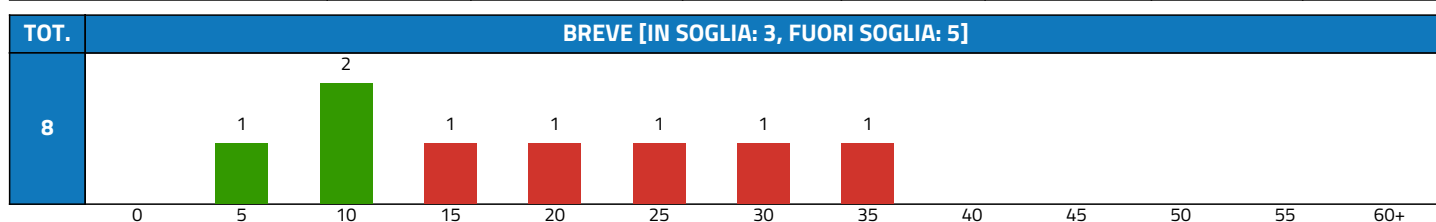




**88.39.9 - TC DI CAVIGLIA E PIEDE**

APP.	IN SOGLIA	FUORI	%	MEDIA	DEV.ST.	CRIT.
18	13	5	72,22%	19	10	0,07

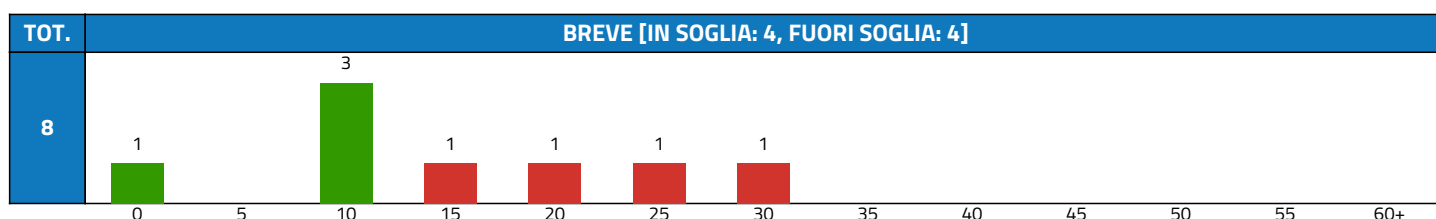

CLASSE	APP.	IN SOGLIA	FUORI	%	MEDIA	DEV.ST.	MAX
BREVE	8	3	5	37,50%	17	10	33
DIFFERITA	10	10	0	100,00%	21	9	29


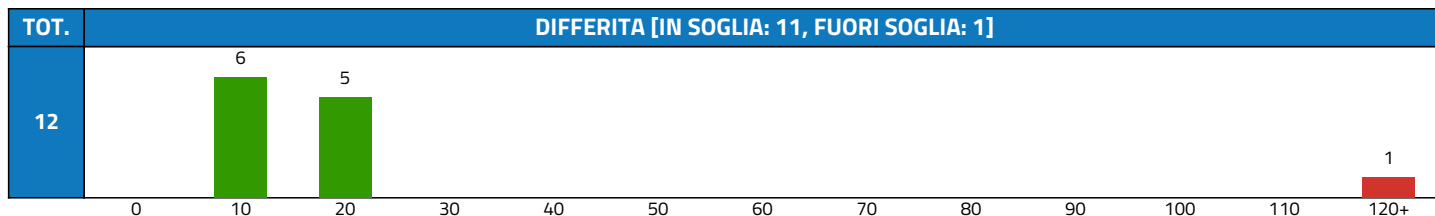


**88.38.M - TC DELLA MANO**

APP.	IN SOGLIA	FUORI	%	MEDIA	DEV.ST.	CRIT.
26	21	5	80,77%	15	28	0,06

CLASSE	APP.	IN SOGLIA	FUORI	%	MEDIA	DEV.ST.	MAX
URGENTE	1	1	0	100,00%	0	0	0
BREVE	8	4	4	50,00%	14	9	30
DIFFERITA	12	11	1	91,67%	21	39	148
PROGRAMMATA	5	5	0	100,00%	6	5	16




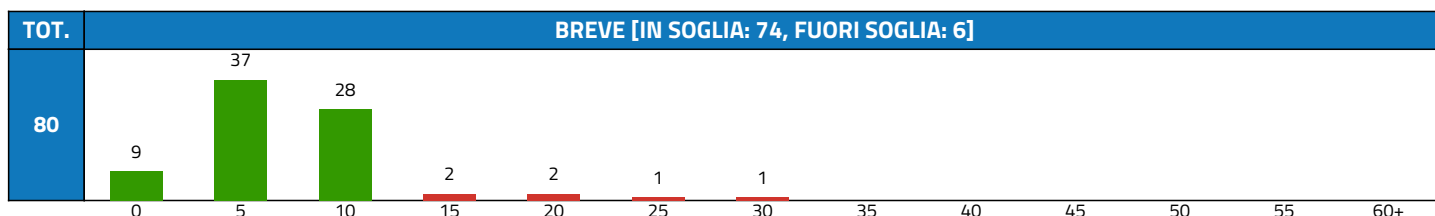
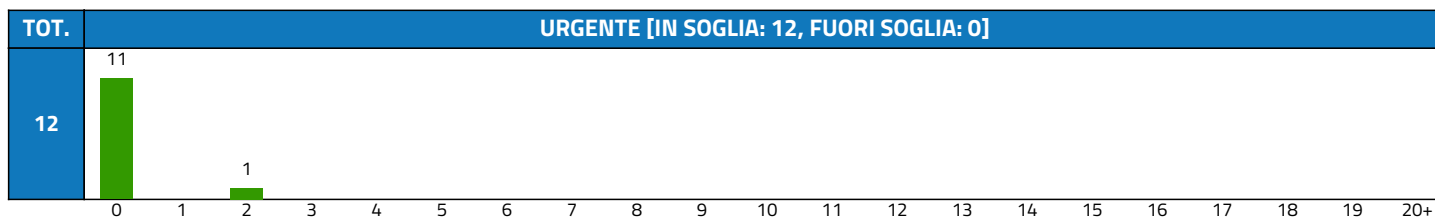


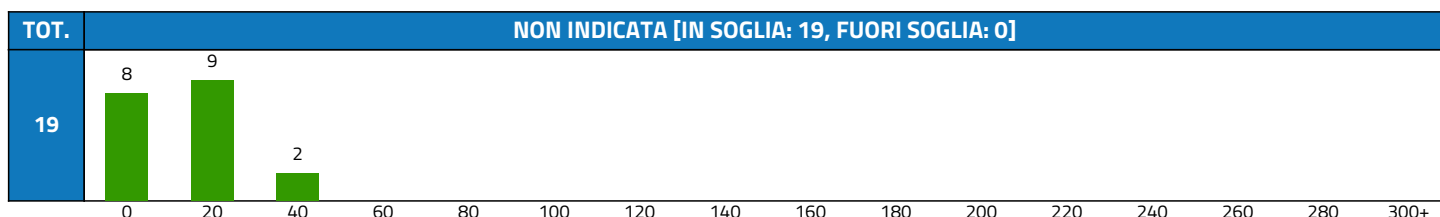
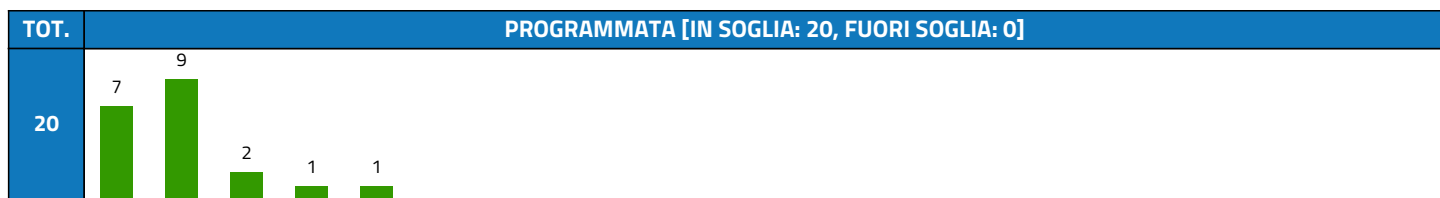
**88.27.3 - RX DELLA GAMBA**

APP.	IN SOGLIA	FUORI	%	MEDIA	DEV.ST.	CRIT.
172	166	6	96,51%	6	8	0,05

CLASSE	APP.	IN SOGLIA	FUORI	%	MEDIA	DEV.ST.	MAX
URGENTE	12	12	0	100,00%	0	1	2
BREVE	80	74	6	92,50%	6	5	29
DIFFERITA	41	41	0	100,00%	6	8	29
PROGRAMMATA	20	20	0	100,00%	9	14	49
NON INDICATA	19	19	0	100,00%	6	10	36



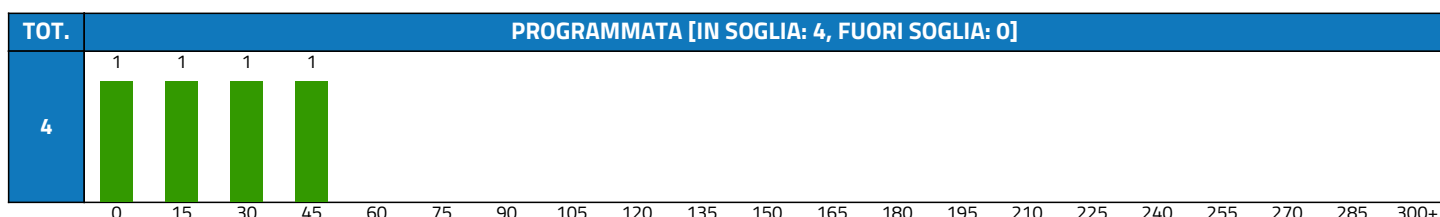
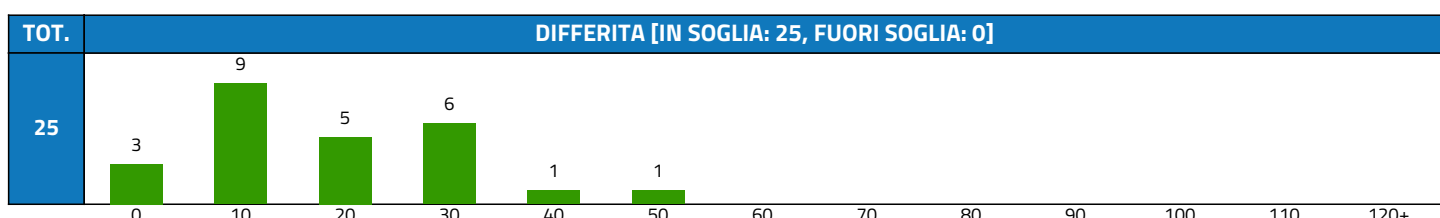
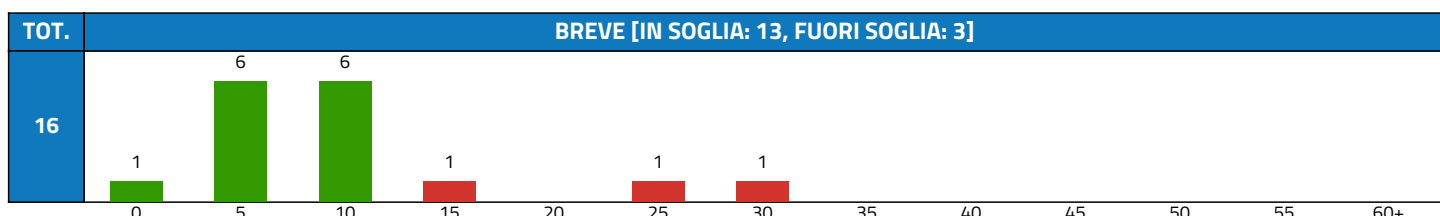
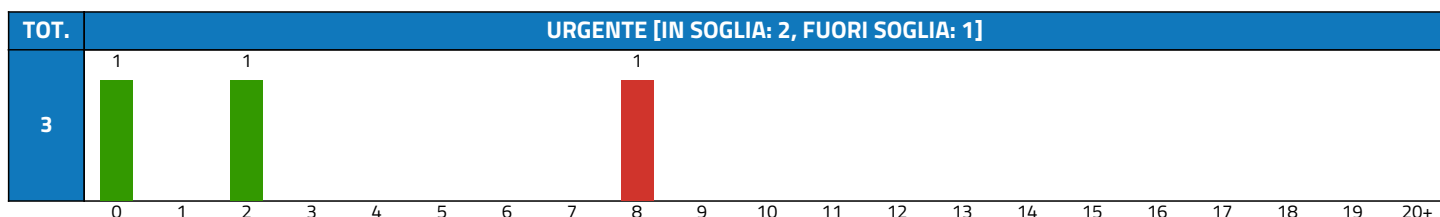


**88.39.3 - TC DELLA COSCIA [TC DEL FEMORE]**

APP.	IN SOGLIA	FUORI	%	MEDIA	DEV.ST.	CRIT.
48	44	4	91,67%	11	11	0,05

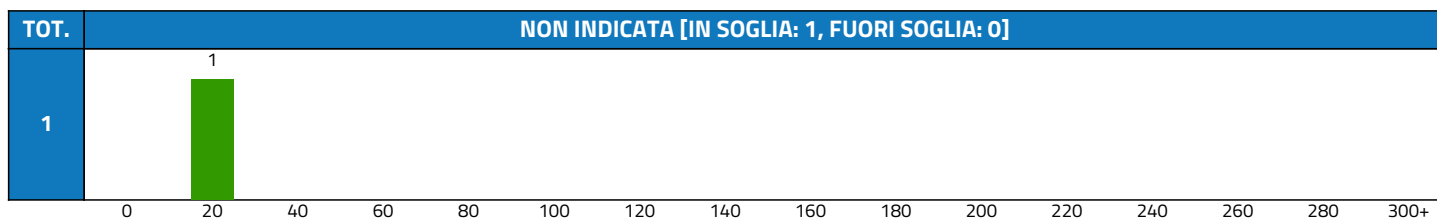
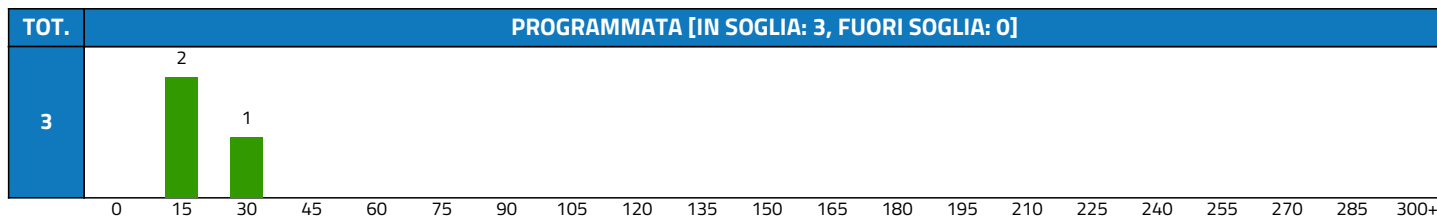

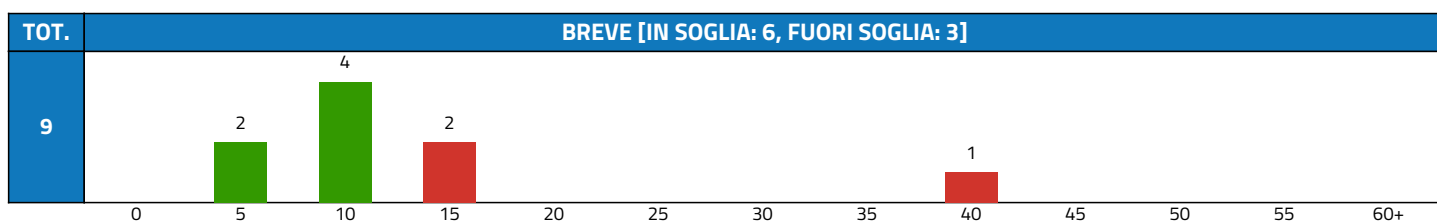

  

CLASSE	APP.	IN SOGLIA	FUORI	%	MEDIA	DEV.ST.	MAX
URGENTE	3	2	1	66,67%	3	3	8
BREVE	16	13	3	81,25%	9	8	28
DIFFERITA	25	25	0	100,00%	13	12	47
PROGRAMMATA	4	4	0	100,00%	17	16	42



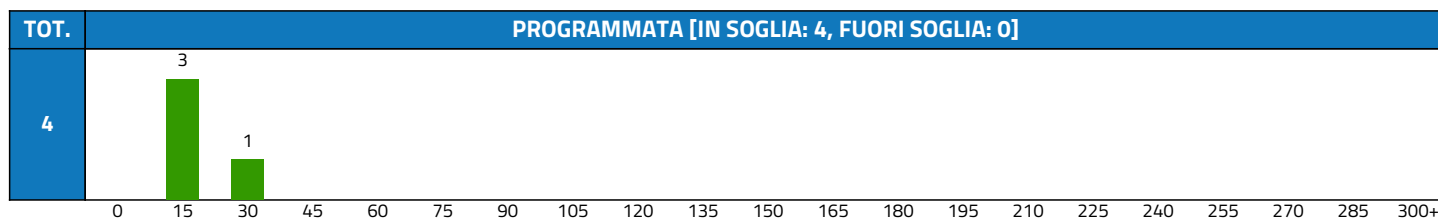

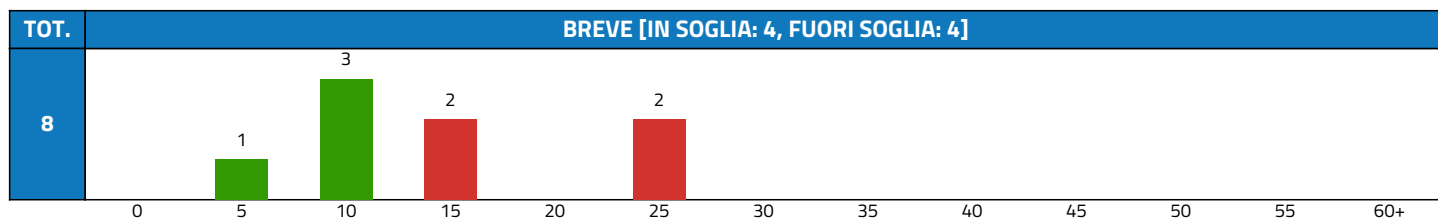
## 88.39.5 - TC DELLA GAMBA

APP.	IN SOGLIA	FUORI	%	MEDIA	DEV.ST.	CRIT.	
23	19	4	82,61%	15	20	0,04	
CLASSE	APP.	IN SOGLIA	FUORI	%	MEDIA	DEV.ST.	MAX
URGENTE	1	1	0	100,00%	2	0	2
BREVE	9	6	3	66,67%	12	10	38
DIFFERITA	9	8	1	88,89%	24	27	93
PROGRAMMATA	3	3	0	100,00%	8	8	19
NON INDICATA	1	1	0	100,00%	3	0	3



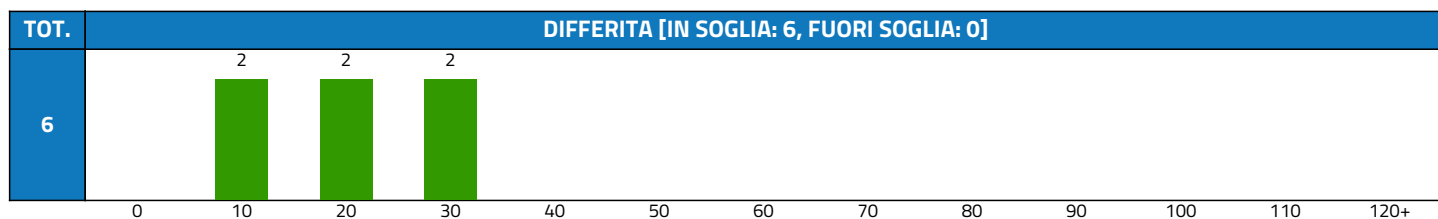
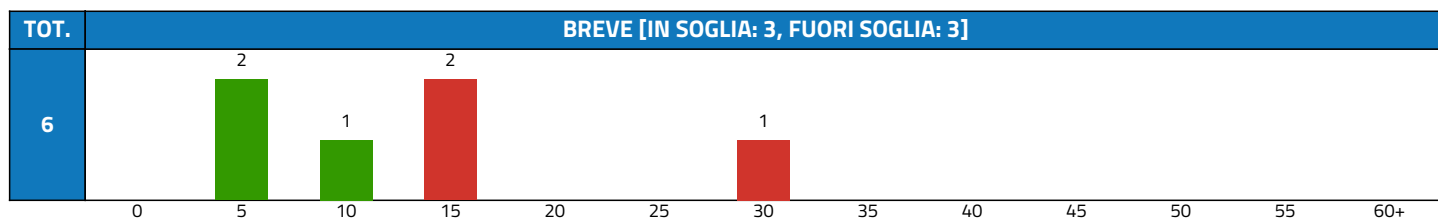
### 88.91.6 - RM DEL COLLO

APP.	IN SOGLIA	FUORI	%	MEDIA	DEV.ST.	CRIT.	
20	16	4	80,00%	12	9	0,03	
CLASSE	APP.	IN SOGLIA	FUORI	%	MEDIA	DEV.ST.	MAX
BREVE	8	4	4	50,00%	12	7	25
DIFFERITA	8	8	0	100,00%	13	10	35
PROGRAMMATA	4	4	0	100,00%	8	8	21



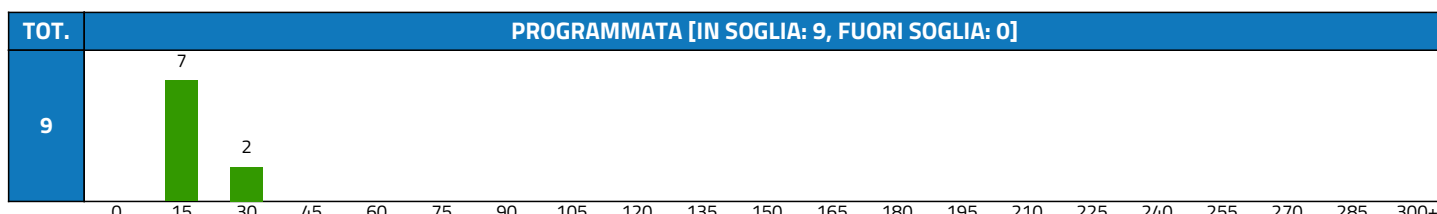
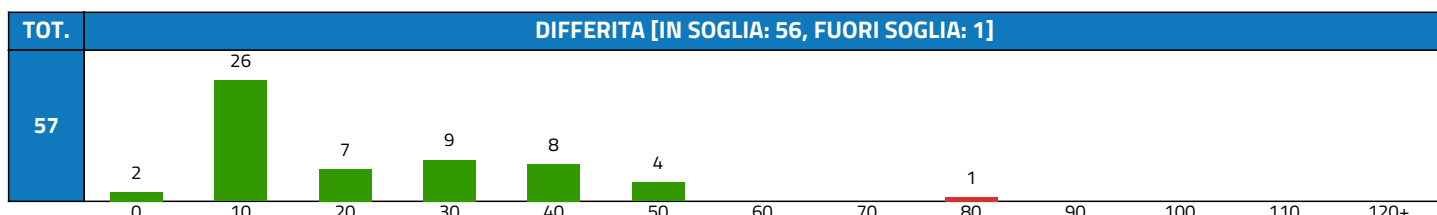
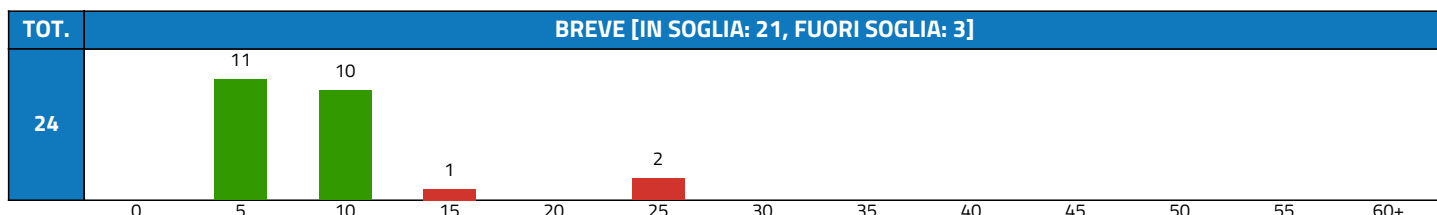
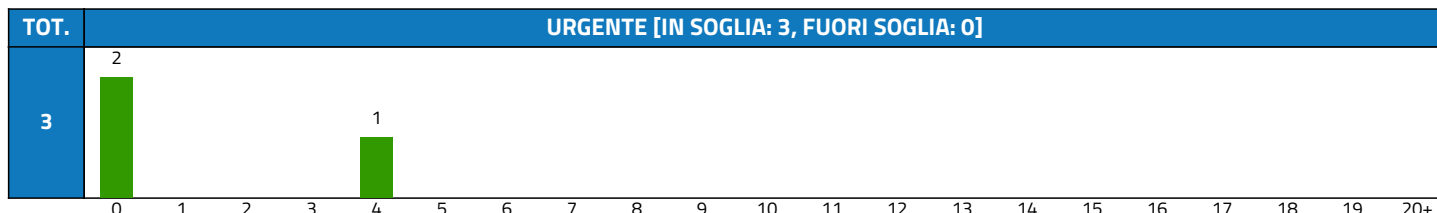
### 88.38.H - TC DEL BRACCIO

APP.	IN SOGLIA	FUORI	%	MEDIA	DEV.ST.	CRIT.	
12	9	3	75,00%	13	8	0,03	
CLASSE	APP.	IN SOGLIA	FUORI	%	MEDIA	DEV.ST.	MAX
BREVE	6	3	3	50,00%	12	8	28
DIFFERITA	6	6	0	100,00%	15	8	24



### 88.39.2 - TC DELL'ARTICOLAZIONE COXOFEMORALE

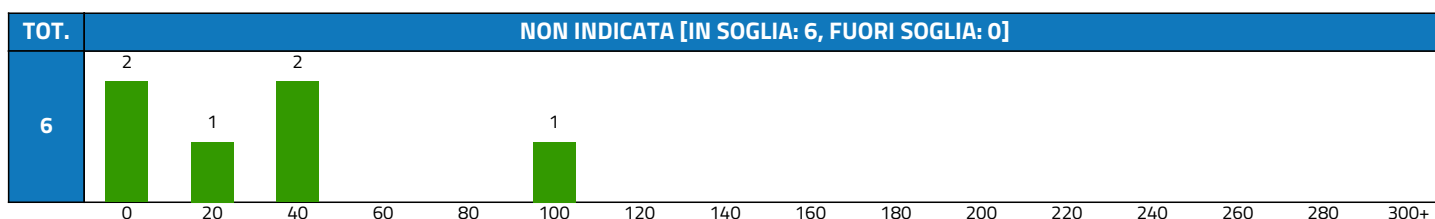

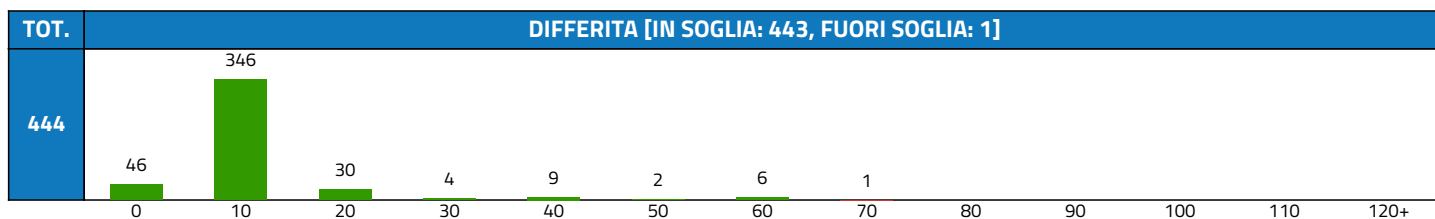
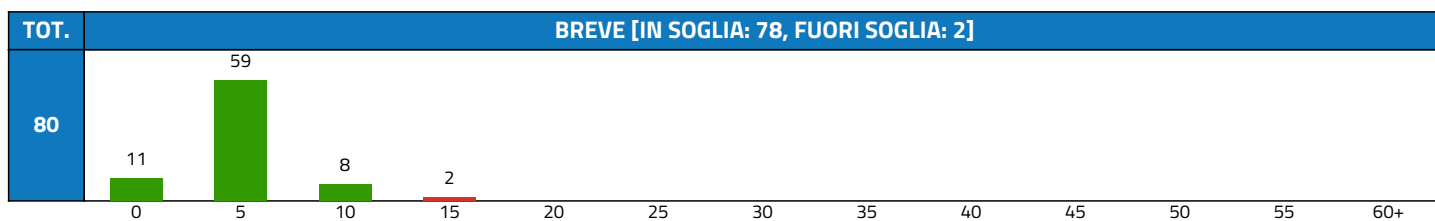
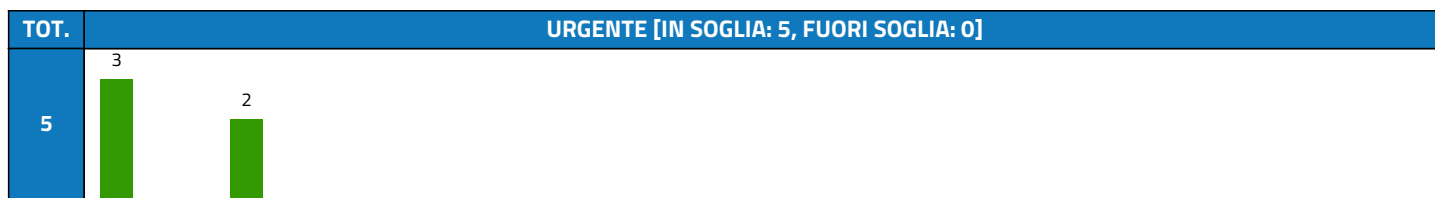
APP.	IN SOGLIA	FUORI	%	MEDIA	DEV.ST.	CRIT.	
93	89	4	95,70%	13	14	0,03	
CLASSE	APP.	IN SOGLIA	FUORI	%	MEDIA	DEV.ST.	MAX
URGENTE	3	3	0	100,00%	1	2	4
BREVE	24	21	3	87,50%	7	6	25
DIFFERITA	57	56	1	98,25%	17	16	77
PROGRAMMATA	9	9	0	100,00%	9	7	23



### 95.42 - IMPEDENZOMETRIA

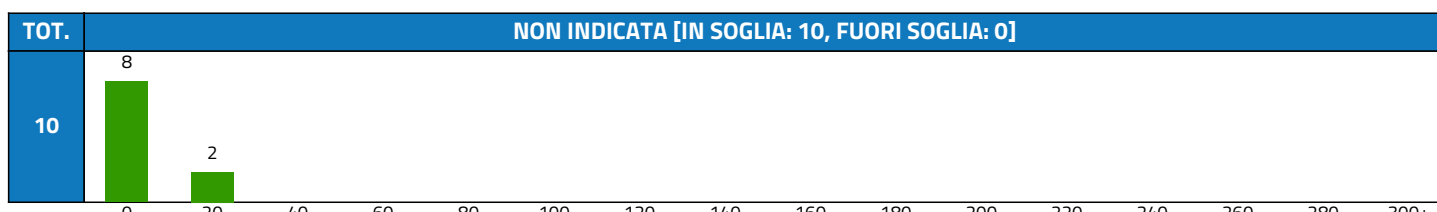
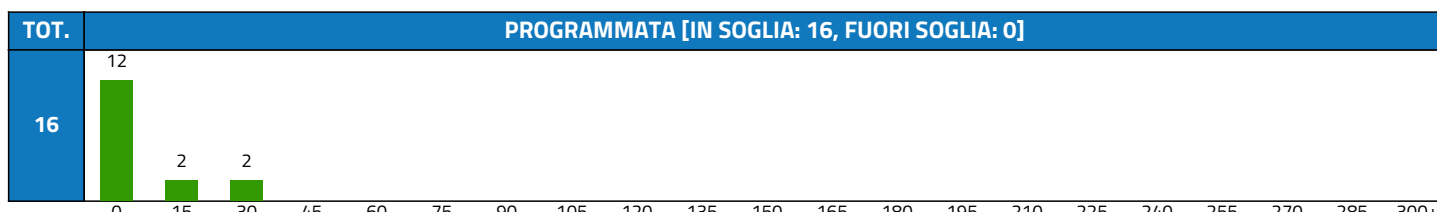

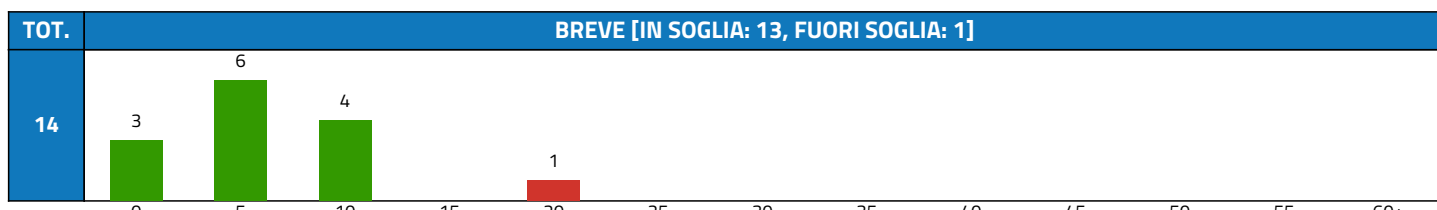

APP.	IN SOGLIA	FUORI	%	MEDIA	DEV.ST.	CRIT.	
746	742	4	99,46%	5	12	0,02	
CLASSE	APP.	IN SOGLIA	FUORI	%	MEDIA	DEV.ST.	MAX
URGENTE	5	5	0	100,00%	1	1	2
BREVE	80	78	2	97,50%	3	3	14
DIFFERITA	444	443	1	99,77%	5	9	68
PROGRAMMATA	211	210	1	99,53%	6	17	229
NON INDICATA	6	6	0	100,00%	25	33	94





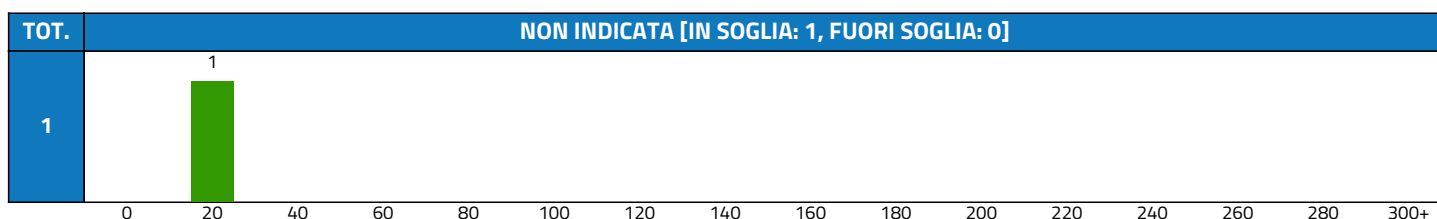

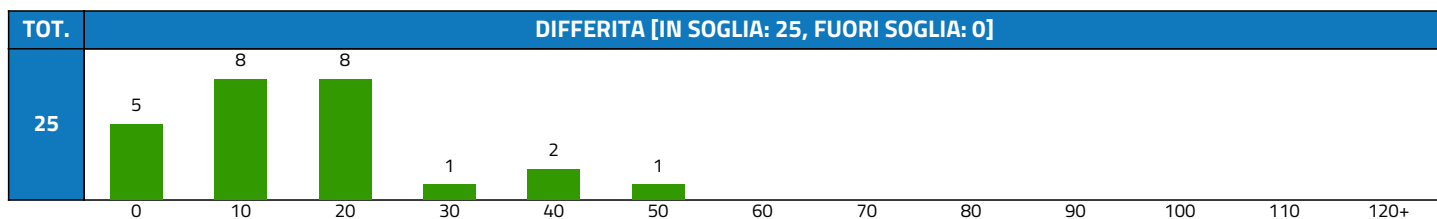
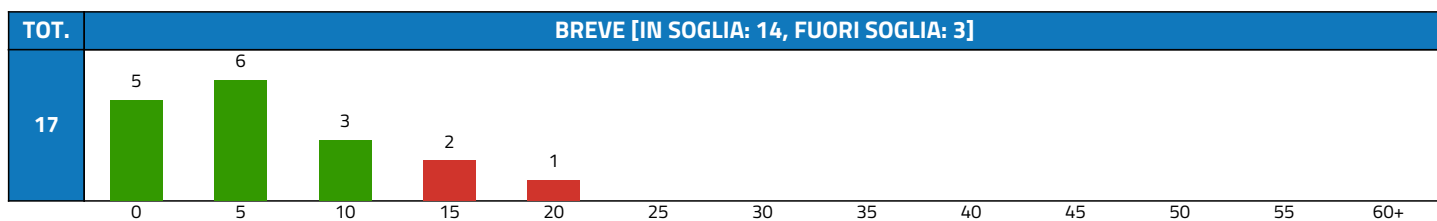
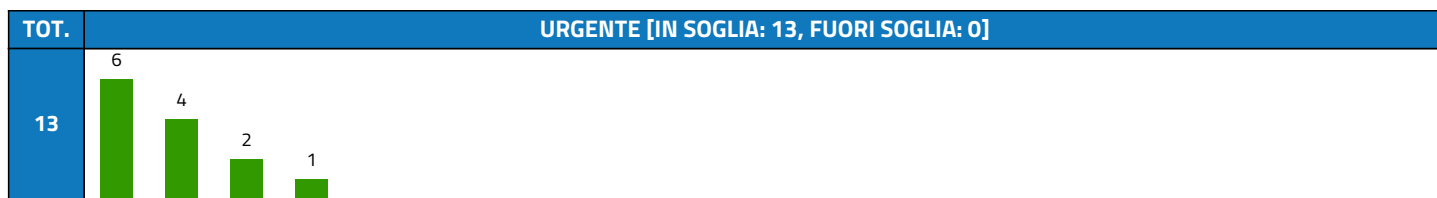
88.22.2 - RX DELL'AVAMBRACCIO							
APP.	IN SOGLIA	FUORI	%	MEDIA	DEV.ST.	CRIT.	
53	52	1	98,11%	3	6	0,01	
CLASSE	APP.	IN SOGLIA	FUORI	%	MEDIA	DEV.ST.	MAX
URGENTE	5	5	0	100,00%	0	0	1
BREVE	14	13	1	92,86%	4	4	16
DIFFERITA	8	8	0	100,00%	5	7	24
PROGRAMMATA	16	16	0	100,00%	3	7	22
NON INDICATA	10	10	0	100,00%	2	6	20





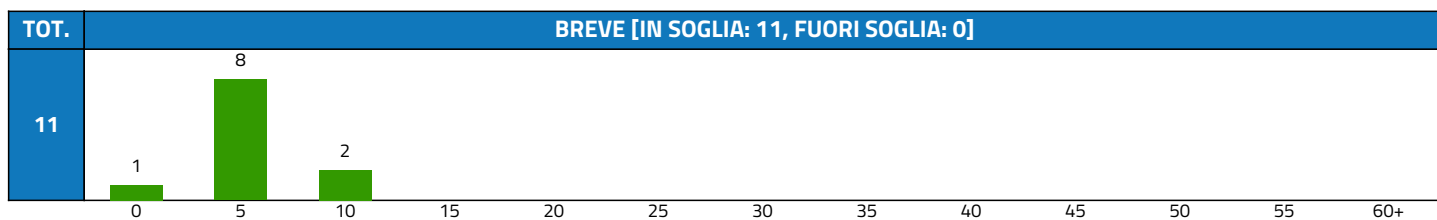
87.24.6 - RX STANDARD SACROCOCCIGEA							
APP.	IN SOGLIA	FUORI	%	MEDIA	DEV.ST.	CRIT.	
63	60	3	95,24%	8	10	0,01	
CLASSE	APP.	IN SOGLIA	FUORI	%	MEDIA	DEV.ST.	MAX
URGENTE	13	13	0	100,00%	1	1	3
BREVE	17	14	3	82,35%	5	5	18
DIFFERITA	25	25	0	100,00%	12	12	45
PROGRAMMATA	7	7	0	100,00%	11	9	27
NON INDICATA	1	1	0	100,00%	20	0	20

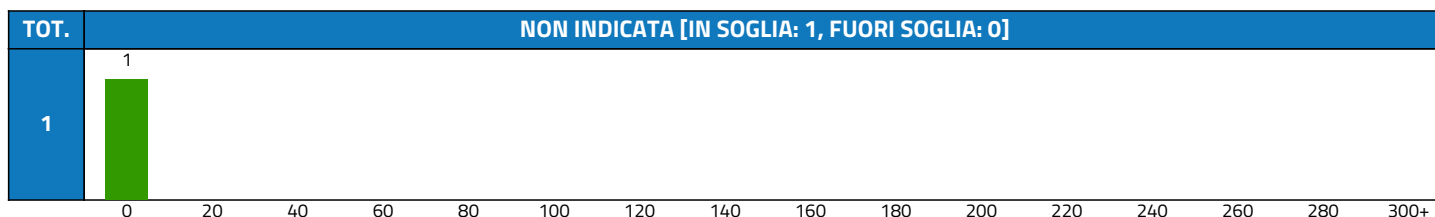

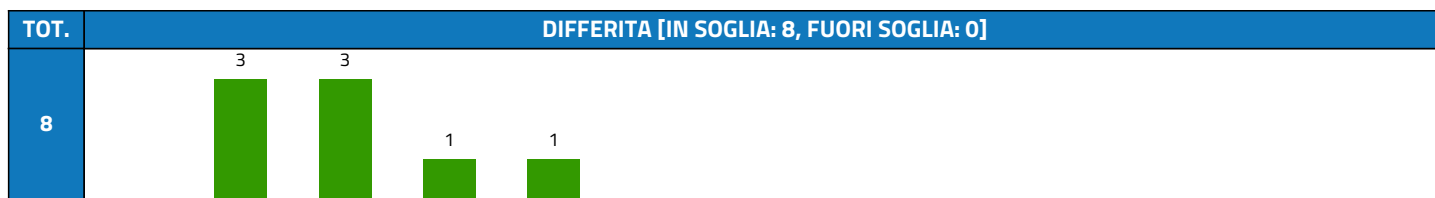




**88.38.J - TC DEL GOMITO**



APP.	IN SOGLIA	FUORI	%	MEDIA	DEV.ST.	CRIT.	
22	22	0	100,00%	9	10	0,00	
CLASSE	APP.	IN SOGLIA	FUORI	%	MEDIA	DEV.ST.	MAX
BREVE	11	11	0	100,00%	4	2	10
DIFFERITA	8	8	0	100,00%	15	12	39
PROGRAMMATA	2	2	0	100,00%	13	9	21
NON INDICATA	1	1	0	100,00%	0	0	0





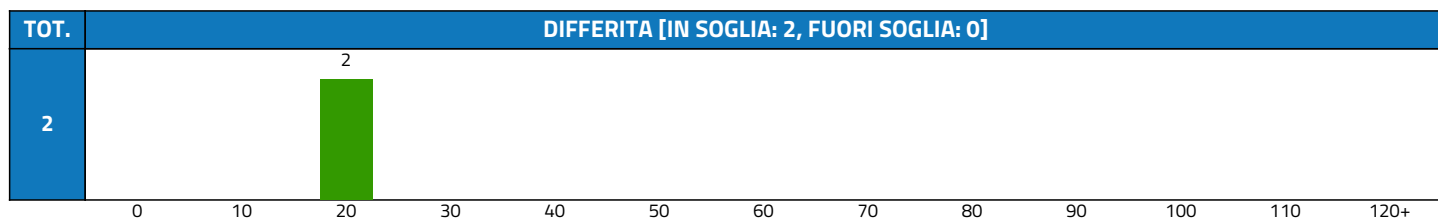
**88.38.K - TC DELL'AVAMBRACCIO**

APP.	IN SOGLIA	FUORI	%	MEDIA	DEV.ST.	CRIT.	
2	2	0	100,00%	3	0	0,00	
CLASSE	APP.	IN SOGLIA	FUORI	%	MEDIA	DEV.ST.	MAX
URGENTE	1	1	0	100,00%	3	0	3
BREVE	1	1	0	100,00%	3	0	3



### 88.38.P - TC DI GOMITO E AVAMBRACCIO

APP.	IN SOGLIA	FUORI	%	MEDIA	DEV.ST.	CRIT.	
2	2	0	100,00%	16	0	0,00	
CLASSE	APP.	IN SOGLIA	FUORI	%	MEDIA	DEV.ST.	MAX
DIFFERITA	2	2	0	100,00%	16	0	16



### 88.38.Q - TC DI POLSO E MANO

APP.	IN SOGLIA	FUORI	%	MEDIA	DEV.ST.	CRIT.	
6	6	0	100,00%	9	9	0,00	
CLASSE	APP.	IN SOGLIA	FUORI	%	MEDIA	DEV.ST.	MAX
BREVE	2	2	0	100,00%	4	3	6
DIFFERITA	4	4	0	100,00%	12	9	27

