

ANALISI COMPLESSIVA

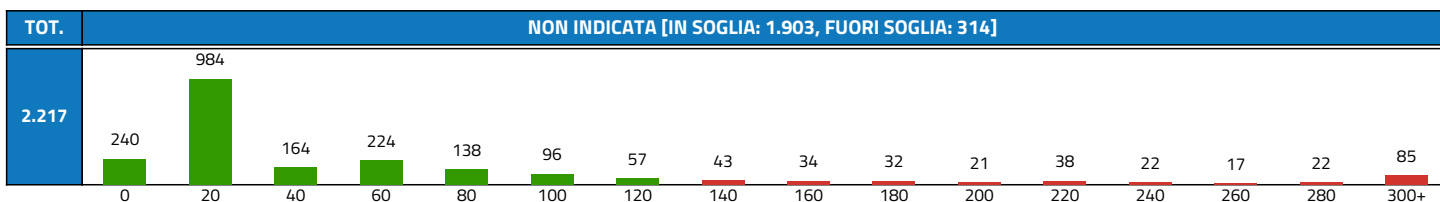
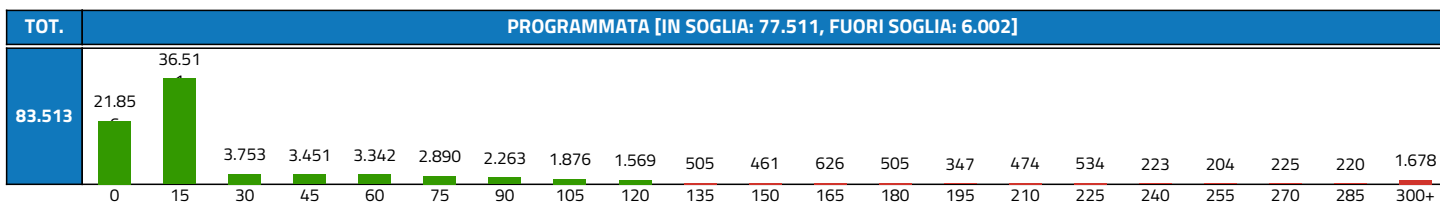
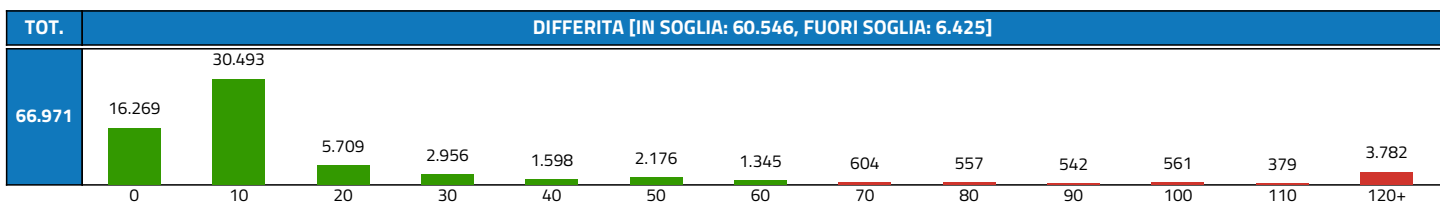
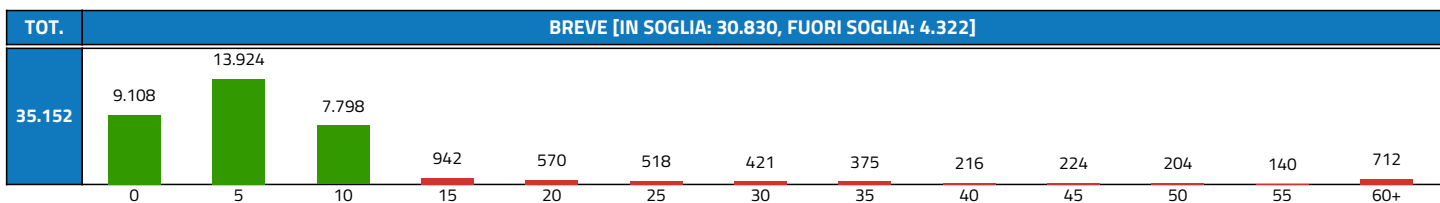

ANNUALITA' 2025
ASL L'AQUILA

RIEPILOGO COMPLESSIVO DATI

RIEPILOGO COMPLESSIVO DATI							
PRESTAZIONI	114	PREST. ANALIZZATE	112	RECORD	361.801	MONITORATI	190.035
ALPI	41.040	ACCESSI SUCCESSIVI	108.272	FUORI AMBITO GARANZIA	0	RIFIUTI / NON ACCETTATI	22.454

PRIMI ACCESSI ACCETTATI							
CLASSE	APP.	IN SOGLIA	FUORI	%	MEDIA	DEV.ST.	MAX
URGENTE	2.182	1.902	280	87,17%	3	13	400
BREVE	35.152	30.830	4.322	87,70%	7	16	688
DIFFERITA	66.971	59.630	7.341	89,04%	22	55	1.281
PROGRAMMATA	83.513	77.511	6.002	92,81%	35	86	1.281
NON INDICATA	2.217	1.903	314	85,84%	58	111	1.195

DISTRIBUZIONE TEMPI DI ATTESA - TUTTE LE PRESTAZIONI



PRENOTAZIONI FUORI SOGLIA PER CLASSE DI PRIORITA'

Sono riportate le prenotazioni fuori soglia con maggiore tempo di attesa, ordinate in ordine decrescente di attesa e limitate alle prime 45 per ciascuna classe di priorita'.



URGENTE			
#	PRENOTAZIONE	PRESTAZIONE	ATTESA
1	468025/2025	45.23 - COLONSCOPIA TOTALE CON ENDOSCOPIO FLESSIBILE	400
2	587819/2025	45.13 - ESOFAGOGASTRODUODENOSCOPIA [EGDS]	196
3	971162/2025	89.7 - PRIMA VISITA REUMATOLOGICA	140
4	711716/2025	89.7 - PRIMA VISITA EMATOLOGICA	122
5	610501/2025	45.13 - ESOFAGOGASTRODUODENOSCOPIA [EGDS]	111
6	1152277/2025	89.37.2 - SPIROMETRIA GLOBALE	107
7	1152275/2025	89.7B.9 - PRIMA VISITA PNEUMOLOGICA	107
8	1812409/2025	89.7B.8 - PRIMA VISITA OTORINOLARINGOIATRICA	106
9	1767128/2025	87.22 - RX DELLA COLONNA CERVICALE	102
10	1767126/2025	87.23 - RX DELLA COLONNA DORSALE	102
11	1767127/2025	87.24 - RX DELLA COLONNA LOMBOSACRALE	102
12	1501050/2025	89.7A.9 - PRIMA VISITA GASTROENTEROLOGICA	83
13	1486550/2025	89.7A.9 - PRIMA VISITA GASTROENTEROLOGICA	82
14	473314/2025	89.7A.9 - PRIMA VISITA GASTROENTEROLOGICA	72
15	700063/2025	89.7B.9 - PRIMA VISITA PNEUMOLOGICA	54
16	784492/2025	89.26.1 - PRIMA VISITA GINECOLOGICA	42
17	1102733/2025	88.77.4 - ECOCOLORDOPPLER DEGLI ARTI INFERIORI ARTERIOSO E/O VENOSO	41
18	1814336/2025	89.7A.2 - PRIMA VISITA ANGIOLOGICA	36
19	1168643/2025	88.91.1 - RM DI ENCEFALO E TRONCO ENCEFALICO, GIUNZIONE CRANIO SPINALE E RELATIVO DISTRETTO	35
20	885959/2025	88.27.3 - RX DELLA GAMBA	35
21	562685/2025	89.7A.7 - PRIMA VISITA DERMATOLOGICA/ALLERGOLOGICA	34
22	1037789/2025	89.7A.7 - PRIMA VISITA DERMATOLOGICA/ALLERGOLOGICA	30
23	1241349/2025	88.91.1 - RM DI ENCEFALO E TRONCO ENCEFALICO, GIUNZIONE CRANIO SPINALE E RELATIVO DISTRETTO	27
24	1190486/2025	87.41 - TC DEL TORACE	27
25	1217743/2025	87.03 - TC CRANIO-ENCEFALO	26
26	722972/2025	89.7A.7 - PRIMA VISITA DERMATOLOGICA/ALLERGOLOGICA	24
27	1228445/2025	88.91.1 - RM DI ENCEFALO E TRONCO ENCEFALICO, GIUNZIONE CRANIO SPINALE E RELATIVO DISTRETTO	23
28	1720026/2025	89.13 - PRIMA VISITA NEUROLOGICA	22
29	1180395/2025	88.39.4 - TC DEL GINOCCHIO	22
30	1030542/2025	89.7A.8 - PRIMA VISITA ENDOCRINOLOGICA*	22
31	673581/2025	89.7A.7 - PRIMA VISITA DERMATOLOGICA/ALLERGOLOGICA	21
32	1174584/2025	87.03 - TC CRANIO-ENCEFALO	21
33	1181290/2025	88.93.3 - RM DEL RACHIDE DORSALE	21
34	752636/2025	89.7A.7 - PRIMA VISITA DERMATOLOGICA/ALLERGOLOGICA	20
35	946166/2025	87.41 - TC DEL TORACE	19
36	745865/2025	95.02 - PRIMA VISITA OCULISTICA	18
37	888727/2025	89.7A.8 - PRIMA VISITA ENDOCRINOLOGICA*	18
38	137529/2025	89.26.1 - PRIMA VISITA GINECOLOGICA	17
39	2088980/2025	95.41.1 - ESAME AUDIOMETRICO TONALE	17
40	1159347/2025	89.7A.3 - PRIMA VISITA CARDIOLOGICA	17
41	1159347/2025	88.72.2 - ECO(COLOR)DOPPLERGRAFIA CARDIACA a riposo	17
42	2088981/2025	89.7B.8 - PRIMA VISITA OTORINOLARINGOIATRICA	17
43	700035/2025	88.93.4 - RM DEL RACHIDE LOMBOSACRALE	17
44	905897/2025	87.41 - TC DEL TORACE	16
45	939469/2025	88.91.1 - RM DI ENCEFALO E TRONCO ENCEFALICO, GIUNZIONE CRANIO SPINALE E RELATIVO DISTRETTO	15

BREVE			
#	PRENOTAZIONE	PRESTAZIONE	ATTESA
1	2188136/2025	45.23 - COLONSCOPIA TOTALE CON ENDOSCOPIO FLESSIBILE	688
2	2080695/2025	88.95.1 - RM DELL'ADDOME SUPERIORE	399
3	2248701/2025	89.7A.7 - PRIMA VISITA DERMATOLOGICA/ALLERGologica	394
4	1973854/2025	87.37.1 - MAMMOGRAFIA BILATERALE	393
5	2518541/2025	45.23 - COLONSCOPIA TOTALE CON ENDOSCOPIO FLESSIBILE	390
6	2518542/2025	45.13 - ESOFAGOGASTRODUODENOSCOPIA [EGDS]	390
7	2317897/2025	45.23 - COLONSCOPIA TOTALE CON ENDOSCOPIO FLESSIBILE	353
8	2317898/2025	45.13 - ESOFAGOGASTRODUODENOSCOPIA [EGDS]	353
9	2295101/2025	88.79.3 - ECOGRAFIA MUSCOLOTENDINEA E OSTEOARTICOLARE	313
10	2803485/2025	89.7A.9 - PRIMA VISITA GASTROENTEROLOGICA	313
11	664563/2025	88.73.1 - ECOGRAFIA BILATERALE DELLA MAMMELLA	295
12	1757559/2025	89.7A.7 - PRIMA VISITA DERMATOLOGICA/ALLERGologica	286
13	1520729/2025	89.7A.9 - PRIMA VISITA GASTROENTEROLOGICA	262
14	1282870/2025	89.7A.7 - PRIMA VISITA DERMATOLOGICA/ALLERGologica	259
15	2059938/2025	88.74.1 - ECOGRAFIA DELL'ADDOME SUPERIORE	258
16	1663398/2025	45.23 - COLONSCOPIA TOTALE CON ENDOSCOPIO FLESSIBILE	254
17	235497/2025	87.37.1 - MAMMOGRAFIA BILATERALE	245
18	1749079/2025	87.37.1 - MAMMOGRAFIA BILATERALE	244
19	1740094/2025	88.93.4 - RM DEL RACHIDE LOMBOSACRALE	238
20	1279574/2025	88.76.1 - ECOGRAFIA DELL'ADDOME COMPLETO	221
21	1882119/2025	89.7A.9 - PRIMA VISITA GASTROENTEROLOGICA	200
22	426558/2025	89.7B.2 - PRIMA VISITA DI MEDICINA FISICA E RIABILITAZIONE	200
23	427977/2025	89.7B.2 - PRIMA VISITA DI MEDICINA FISICA E RIABILITAZIONE	200
24	627854/2025	89.7B.2 - PRIMA VISITA DI MEDICINA FISICA E RIABILITAZIONE	199
25	627518/2025	89.7B.2 - PRIMA VISITA DI MEDICINA FISICA E RIABILITAZIONE	195
26	546247/2025	89.7B.2 - PRIMA VISITA DI MEDICINA FISICA E RIABILITAZIONE	194
27	844326/2025	89.7B.2 - PRIMA VISITA DI MEDICINA FISICA E RIABILITAZIONE	194
28	577966/2025	89.7B.2 - PRIMA VISITA DI MEDICINA FISICA E RIABILITAZIONE	192
29	659175/2025	89.26.1 - PRIMA VISITA GINECOLOGICA	190
30	1747889/2025	89.26.1 - PRIMA VISITA GINECOLOGICA	190
31	1747889/2025	88.78.2 - ECOGRAFIA GINECOLOGICA CON SONDA TRANSVAGINALE O ADDOMINALE	190
32	2534373/2025	89.26.1 - PRIMA VISITA GINECOLOGICA	188
33	2534373/2025	88.78.2 - ECOGRAFIA GINECOLOGICA CON SONDA TRANSVAGINALE O ADDOMINALE	188
34	219940/2025	89.7B.2 - PRIMA VISITA DI MEDICINA FISICA E RIABILITAZIONE	188
35	2017716/2025	88.76.1 - ECOGRAFIA DELL'ADDOME COMPLETO	182
36	2472170/2025	88.76.1 - ECOGRAFIA DELL'ADDOME COMPLETO	180
37	1748045/2025	88.73.5 - ECO(COLOR)DOPPLERGRAFIA DEI TRONCHI SOVRAAORTICI	179
38	1748045/2025	88.77.4 - ECOCOLORDOPPLER DEGLI ARTI INFERIORI ARTERIOSO E/O VENOSO	179
39	2037567/2025	87.37.1 - MAMMOGRAFIA BILATERALE	175
40	2199268/2025	89.7A.8 - PRIMA VISITA ENDOCRINOLOGICA*	168
41	1337363/2025	89.26.1 - PRIMA VISITA GINECOLOGICA	162
42	1337363/2025	88.78.2 - ECOGRAFIA GINECOLOGICA CON SONDA TRANSVAGINALE O ADDOMINALE	162
43	2435005/2025	89.7A.3 - PRIMA VISITA CARDIOLOGICA	161
44	1987440/2025	89.7A.8 - PRIMA VISITA ENDOCRINOLOGICA*	161
45	2043686/2025	89.7A.8 - PRIMA VISITA ENDOCRINOLOGICA*	161

DIFFERITA			
#	PRENOTAZIONE	PRESTAZIONE	ATTESA
1	2294846/2025	88.73.1 - ECOGRAFIA BILATERALE DELLA MAMMELLA	1.281
2	2171005/2025	88.73.1 - ECOGRAFIA BILATERALE DELLA MAMMELLA	1.239
3	2165123/2025	88.73.1 - ECOGRAFIA BILATERALE DELLA MAMMELLA	1.233
4	2165352/2025	88.73.1 - ECOGRAFIA BILATERALE DELLA MAMMELLA	1.233
5	1812853/2025	88.73.1 - ECOGRAFIA BILATERALE DELLA MAMMELLA	1.227
6	1816722/2025	88.73.1 - ECOGRAFIA BILATERALE DELLA MAMMELLA	1.227
7	2153924/2025	88.73.1 - ECOGRAFIA BILATERALE DELLA MAMMELLA	1.227
8	2148202/2025	88.73.1 - ECOGRAFIA BILATERALE DELLA MAMMELLA	1.224
9	1785883/2025	88.73.1 - ECOGRAFIA BILATERALE DELLA MAMMELLA	1.223
10	1804908/2025	88.73.1 - ECOGRAFIA BILATERALE DELLA MAMMELLA	1.222
11	2122965/2025	88.73.1 - ECOGRAFIA BILATERALE DELLA MAMMELLA	1.216
12	2120652/2025	88.73.1 - ECOGRAFIA BILATERALE DELLA MAMMELLA	1.215
13	1764242/2025	88.73.1 - ECOGRAFIA BILATERALE DELLA MAMMELLA	1.214
14	2111489/2025	88.73.1 - ECOGRAFIA BILATERALE DELLA MAMMELLA	1.211
15	1700539/2025	88.73.1 - ECOGRAFIA BILATERALE DELLA MAMMELLA	1.201
16	2088740/2025	88.73.1 - ECOGRAFIA BILATERALE DELLA MAMMELLA	1.200
17	2087308/2025	88.73.1 - ECOGRAFIA BILATERALE DELLA MAMMELLA	1.199
18	1674266/2025	88.73.1 - ECOGRAFIA BILATERALE DELLA MAMMELLA	1.189
19	1658749/2025	88.73.1 - ECOGRAFIA BILATERALE DELLA MAMMELLA	1.185
20	1636450/2025	88.73.1 - ECOGRAFIA BILATERALE DELLA MAMMELLA	1.177
21	1639924/2025	88.73.1 - ECOGRAFIA BILATERALE DELLA MAMMELLA	1.177
22	1561574/2025	88.73.1 - ECOGRAFIA BILATERALE DELLA MAMMELLA	1.151
23	1554192/2025	88.73.1 - ECOGRAFIA BILATERALE DELLA MAMMELLA	1.151
24	1551451/2025	88.73.1 - ECOGRAFIA BILATERALE DELLA MAMMELLA	1.147
25	1519634/2025	88.73.1 - ECOGRAFIA BILATERALE DELLA MAMMELLA	1.127
26	1487646/2025	88.73.1 - ECOGRAFIA BILATERALE DELLA MAMMELLA	1.119
27	1479112/2025	88.73.1 - ECOGRAFIA BILATERALE DELLA MAMMELLA	1.118
28	1291242/2025	88.73.1 - ECOGRAFIA BILATERALE DELLA MAMMELLA	1.070
29	1189353/2025	88.73.1 - ECOGRAFIA BILATERALE DELLA MAMMELLA	1.015
30	1170234/2025	88.73.1 - ECOGRAFIA BILATERALE DELLA MAMMELLA	1.003
31	1164484/2025	88.73.1 - ECOGRAFIA BILATERALE DELLA MAMMELLA	996
32	2409350/2025	88.73.1 - ECOGRAFIA BILATERALE DELLA MAMMELLA	974
33	1120619/2025	88.73.1 - ECOGRAFIA BILATERALE DELLA MAMMELLA	970
34	1102589/2025	88.73.1 - ECOGRAFIA BILATERALE DELLA MAMMELLA	946
35	1875899/2025	88.73.1 - ECOGRAFIA BILATERALE DELLA MAMMELLA	887
36	1647028/2025	88.73.1 - ECOGRAFIA BILATERALE DELLA MAMMELLA	886
37	733160/2025	88.73.1 - ECOGRAFIA BILATERALE DELLA MAMMELLA	866
38	2056737/2025	88.73.1 - ECOGRAFIA BILATERALE DELLA MAMMELLA	780
39	395721/2025	89.7A.7 - PRIMA VISITA DERMATOLOGICA/ALLERGologica	686
40	925233/2025	88.73.1 - ECOGRAFIA BILATERALE DELLA MAMMELLA	686
41	2117806/2025	45.23 - COLONSCOPIA TOTALE CON ENDOSCOPIO FLESSIBILE	685
42	2789757/2025	88.76.1 - ECOGRAFIA DELL'ADDOME COMPLETO	623
43	2716931/2025	89.7A.7 - PRIMA VISITA DERMATOLOGICA/ALLERGologica	591
44	2684431/2025	89.7A.7 - PRIMA VISITA DERMATOLOGICA/ALLERGologica	580
45	2702855/2025	89.7A.7 - PRIMA VISITA DERMATOLOGICA/ALLERGologica	580

PROGRAMMATA			
#	PRENOTAZIONE	PRESTAZIONE	ATTESA
1	2271664/2025	88.73.1 - ECOGRAFIA BILATERALE DELLA MAMMELLA	1.281
2	2233793/2025	88.73.1 - ECOGRAFIA BILATERALE DELLA MAMMELLA	1.271
3	2232060/2025	88.73.1 - ECOGRAFIA BILATERALE DELLA MAMMELLA	1.268
4	2224153/2025	88.73.1 - ECOGRAFIA BILATERALE DELLA MAMMELLA	1.265
5	2204849/2025	88.73.1 - ECOGRAFIA BILATERALE DELLA MAMMELLA	1.259
6	2199196/2025	88.73.1 - ECOGRAFIA BILATERALE DELLA MAMMELLA	1.254
7	2200568/2025	88.73.1 - ECOGRAFIA BILATERALE DELLA MAMMELLA	1.253
8	2185812/2025	88.73.1 - ECOGRAFIA BILATERALE DELLA MAMMELLA	1.249
9	2179932/2025	88.73.1 - ECOGRAFIA BILATERALE DELLA MAMMELLA	1.243
10	2176217/2025	88.73.1 - ECOGRAFIA BILATERALE DELLA MAMMELLA	1.242
11	2175857/2025	88.73.1 - ECOGRAFIA BILATERALE DELLA MAMMELLA	1.239
12	2161910/2025	88.73.1 - ECOGRAFIA BILATERALE DELLA MAMMELLA	1.233
13	2160532/2025	88.73.1 - ECOGRAFIA BILATERALE DELLA MAMMELLA	1.231
14	2157411/2025	88.73.1 - ECOGRAFIA BILATERALE DELLA MAMMELLA	1.230
15	1808817/2025	88.73.1 - ECOGRAFIA BILATERALE DELLA MAMMELLA	1.227
16	1790227/2025	88.73.1 - ECOGRAFIA BILATERALE DELLA MAMMELLA	1.225
17	2150126/2025	88.73.1 - ECOGRAFIA BILATERALE DELLA MAMMELLA	1.225
18	2150501/2025	88.73.1 - ECOGRAFIA BILATERALE DELLA MAMMELLA	1.225
19	2148157/2025	88.73.1 - ECOGRAFIA BILATERALE DELLA MAMMELLA	1.224
20	1788250/2025	88.73.1 - ECOGRAFIA BILATERALE DELLA MAMMELLA	1.223
21	1789062/2025	88.73.1 - ECOGRAFIA BILATERALE DELLA MAMMELLA	1.223
22	1798734/2025	88.73.1 - ECOGRAFIA BILATERALE DELLA MAMMELLA	1.222
23	1770235/2025	88.73.1 - ECOGRAFIA BILATERALE DELLA MAMMELLA	1.221
24	1771280/2025	88.73.1 - ECOGRAFIA BILATERALE DELLA MAMMELLA	1.221
25	2145649/2025	88.73.1 - ECOGRAFIA BILATERALE DELLA MAMMELLA	1.221
26	1780183/2025	88.73.1 - ECOGRAFIA BILATERALE DELLA MAMMELLA	1.220
27	2143020/2025	88.73.1 - ECOGRAFIA BILATERALE DELLA MAMMELLA	1.220
28	1770177/2025	88.73.1 - ECOGRAFIA BILATERALE DELLA MAMMELLA	1.219
29	2135710/2025	88.73.1 - ECOGRAFIA BILATERALE DELLA MAMMELLA	1.219
30	2135392/2025	88.73.1 - ECOGRAFIA BILATERALE DELLA MAMMELLA	1.218
31	2140188/2025	88.73.1 - ECOGRAFIA BILATERALE DELLA MAMMELLA	1.218
32	2125875/2025	88.73.1 - ECOGRAFIA BILATERALE DELLA MAMMELLA	1.217
33	2122787/2025	88.73.1 - ECOGRAFIA BILATERALE DELLA MAMMELLA	1.216
34	2120333/2025	88.73.1 - ECOGRAFIA BILATERALE DELLA MAMMELLA	1.215
35	2116800/2025	88.73.1 - ECOGRAFIA BILATERALE DELLA MAMMELLA	1.214
36	1739885/2025	88.73.1 - ECOGRAFIA BILATERALE DELLA MAMMELLA	1.212
37	1742158/2025	88.73.1 - ECOGRAFIA BILATERALE DELLA MAMMELLA	1.212
38	1737368/2025	88.73.1 - ECOGRAFIA BILATERALE DELLA MAMMELLA	1.209
39	2107002/2025	88.73.1 - ECOGRAFIA BILATERALE DELLA MAMMELLA	1.209
40	2107570/2025	88.73.1 - ECOGRAFIA BILATERALE DELLA MAMMELLA	1.209
41	2102888/2025	88.73.1 - ECOGRAFIA BILATERALE DELLA MAMMELLA	1.208
42	1727820/2025	88.73.1 - ECOGRAFIA BILATERALE DELLA MAMMELLA	1.207
43	2102313/2025	88.73.1 - ECOGRAFIA BILATERALE DELLA MAMMELLA	1.205
44	2092292/2025	88.73.1 - ECOGRAFIA BILATERALE DELLA MAMMELLA	1.202
45	1700182/2025	88.73.1 - ECOGRAFIA BILATERALE DELLA MAMMELLA	1.200

NON INDICATA			
#	PRENOTAZIONE	PRESTAZIONE	ATTESA
1	1688919/2025	88.73.1 - ECOGRAFIA BILATERALE DELLA MAMMELLA	1.195
2	1659793/2025	88.73.1 - ECOGRAFIA BILATERALE DELLA MAMMELLA	1.185
3	1640586/2025	88.73.1 - ECOGRAFIA BILATERALE DELLA MAMMELLA	1.178
4	1380422/2025	88.73.1 - ECOGRAFIA BILATERALE DELLA MAMMELLA	1.093
5	1089752/2025	88.73.1 - ECOGRAFIA BILATERALE DELLA MAMMELLA	937
6	1039645/2025	88.73.1 - ECOGRAFIA BILATERALE DELLA MAMMELLA	923
7	650263/2025	89.7A.7 - PRIMA VISITA DERMATOLOGICA/ALLERGologica	780
8	373495/2025	88.73.1 - ECOGRAFIA BILATERALE DELLA MAMMELLA	761
9	518094/2025	89.7A.7 - PRIMA VISITA DERMATOLOGICA/ALLERGologica	703
10	518269/2025	89.7A.7 - PRIMA VISITA DERMATOLOGICA/ALLERGologica	703
11	975579/2025	45.23 - COLONSCOPIA TOTALE CON ENDOSCOPIO FLESSIBILE	680
12	669410/2025	45.23 - COLONSCOPIA TOTALE CON ENDOSCOPIO FLESSIBILE	671
13	615271/2025	45.23 - COLONSCOPIA TOTALE CON ENDOSCOPIO FLESSIBILE	670
14	869774/2025	45.23 - COLONSCOPIA TOTALE CON ENDOSCOPIO FLESSIBILE	651
15	263550/2025	45.23 - COLONSCOPIA TOTALE CON ENDOSCOPIO FLESSIBILE	632
16	73858/2025	45.23 - COLONSCOPIA TOTALE CON ENDOSCOPIO FLESSIBILE	625
17	57938/2025	45.23 - COLONSCOPIA TOTALE CON ENDOSCOPIO FLESSIBILE	623
18	389127/2025	45.23 - COLONSCOPIA TOTALE CON ENDOSCOPIO FLESSIBILE	622
19	268705/2025	45.23 - COLONSCOPIA TOTALE CON ENDOSCOPIO FLESSIBILE	613
20	57598/2025	45.23 - COLONSCOPIA TOTALE CON ENDOSCOPIO FLESSIBILE	608
21	100271/2025	45.23 - COLONSCOPIA TOTALE CON ENDOSCOPIO FLESSIBILE	596
22	1283271/2025	89.7A.7 - PRIMA VISITA DERMATOLOGICA/ALLERGologica	553
23	1496195/2025	89.7A.7 - PRIMA VISITA DERMATOLOGICA/ALLERGologica	480
24	263754/2025	87.37.1 - MAMMOGRAFIA BILATERALE	477
25	1262074/2025	89.7A.7 - PRIMA VISITA DERMATOLOGICA/ALLERGologica	475
26	659149/2025	88.93.2 - RM DEL RACHIDE CERVICALE	456
27	95746/2025	88.71.4 - DIAGNOSTICA ECOGRAFICA DEL CAPO E DEL COLLO	441
28	95746/2025	89.7A.8 - PRIMA VISITA ENDOCRINOLOGICA*	441
29	962176/2025	88.71.4 - DIAGNOSTICA ECOGRAFICA DEL CAPO E DEL COLLO	440
30	962176/2025	89.7A.8 - PRIMA VISITA ENDOCRINOLOGICA*	440
31	1269805/2025	88.76.1 - ECOGRAFIA DELL'ADDOME COMPLETO	434
32	1244007/2025	88.73.1 - ECOGRAFIA BILATERALE DELLA MAMMELLA	433
33	1309034/2025	89.7A.7 - PRIMA VISITA DERMATOLOGICA/ALLERGologica	427
34	2334526/2025	45.23 - COLONSCOPIA TOTALE CON ENDOSCOPIO FLESSIBILE	427
35	395827/2025	88.73.1 - ECOGRAFIA BILATERALE DELLA MAMMELLA	427
36	773178/2025	45.23 - COLONSCOPIA TOTALE CON ENDOSCOPIO FLESSIBILE	420
37	1032587/2025	89.7A.7 - PRIMA VISITA DERMATOLOGICA/ALLERGologica	420
38	784389/2025	45.23 - COLONSCOPIA TOTALE CON ENDOSCOPIO FLESSIBILE	413
39	1297461/2025	89.7A.7 - PRIMA VISITA DERMATOLOGICA/ALLERGologica	412
40	570643/2025	45.23 - COLONSCOPIA TOTALE CON ENDOSCOPIO FLESSIBILE	408
41	1307536/2025	89.7A.7 - PRIMA VISITA DERMATOLOGICA/ALLERGologica	407
42	1000561/2025	88.91.1 - RM DI ENCEFALO E TRONCO ENCEFALICO, GIUNZIONE CRANIO SPINALE E RELATIVO DISTRETTO	406
43	967118/2025	89.7A.7 - PRIMA VISITA DERMATOLOGICA/ALLERGologica	403
44	621996/2025	45.13 - ESOFAGOGASTRODUODENOSCOPIA [EGDS]	403
45	617206/2025	45.13 - ESOFAGOGASTRODUODENOSCOPIA [EGDS]	398

DETTAGLIO PRESTAZIONI

REGIONE
ABRUZZO

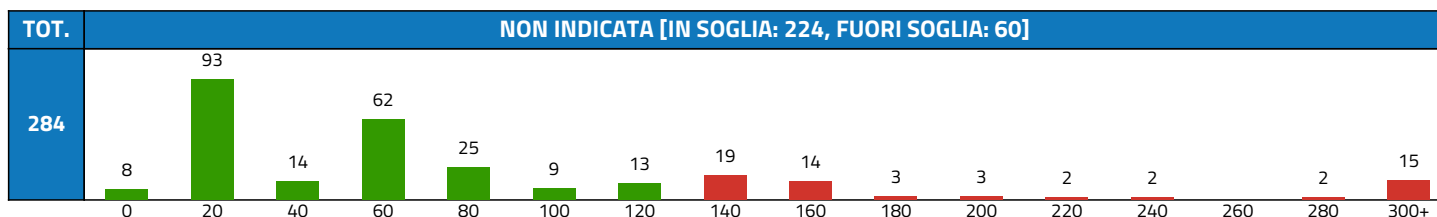
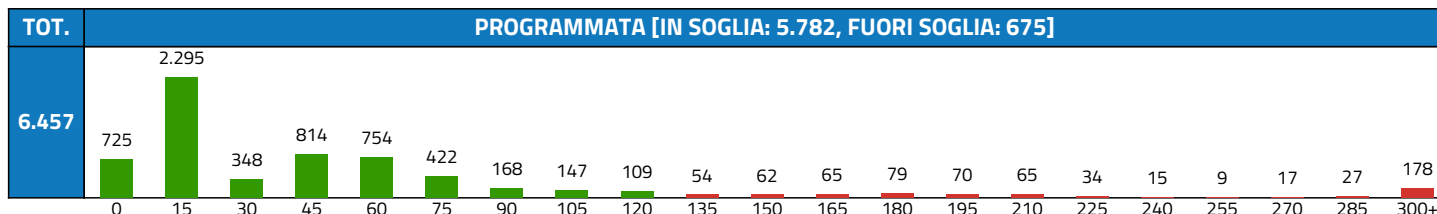
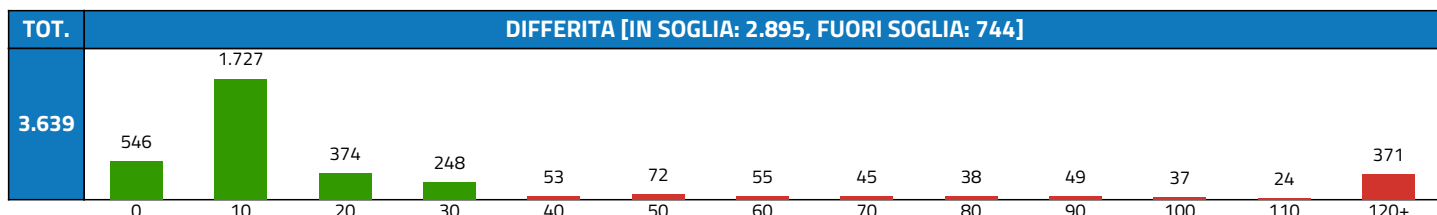
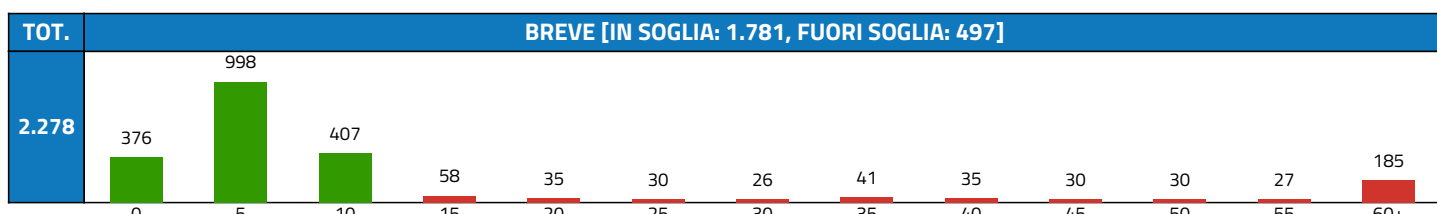
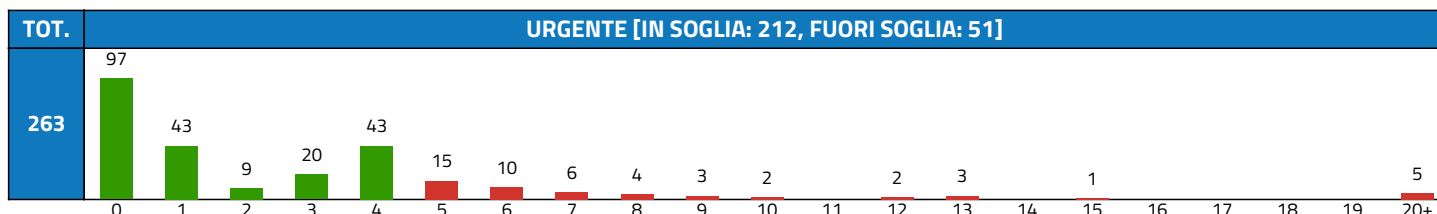


REGIONE ABRUZZO
RUAS

✉ marco.scorrano@regione.abruzzo.it
PEC ruas@pec.regione.abruzzo.it

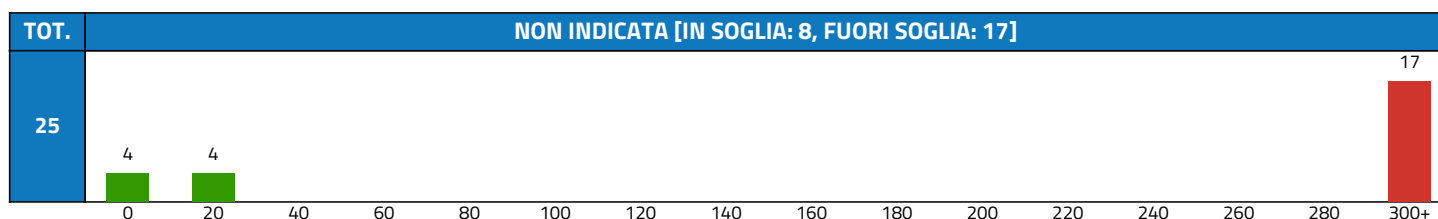

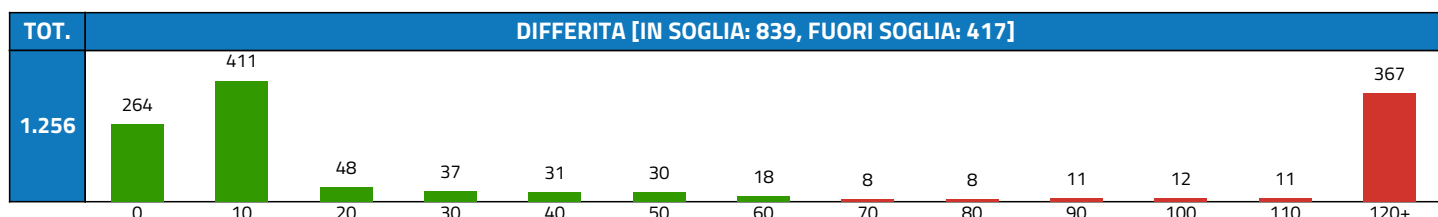
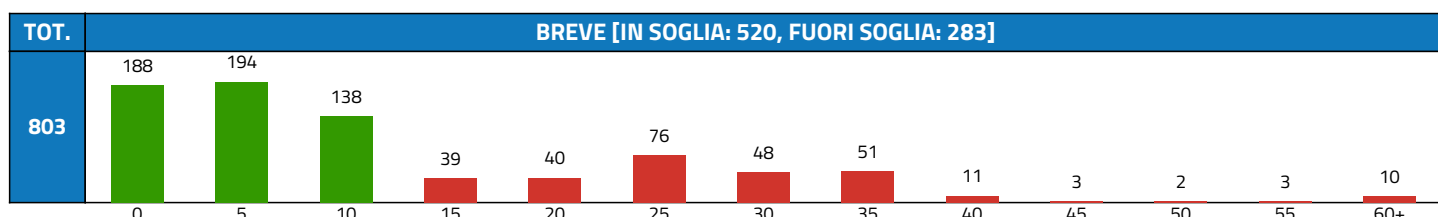

89.7A.7 - PRIMA VISITA DERMATOLOGICA/ALLERGOLOGICA

APP.	IN SOGLIA	FUORI	%	MEDIA	DEV.ST.	CRIT.	
12.921	10.894	2.027	84,31%	39	77	56,88	
CLASSE	APP.	IN SOGLIA	FUORI	%	MEDIA	DEV.ST.	MAX
URGENTE	263	212	51	80,61%	3	4	34
BREVE	2.278	1.781	497	78,18%	15	29	394
DIFFERITA	3.639	2.895	744	79,55%	32	68	686
PROGRAMMATA	6.457	5.782	675	89,55%	52	89	717
NON INDICATA	284	224	60	78,87%	78	114	780



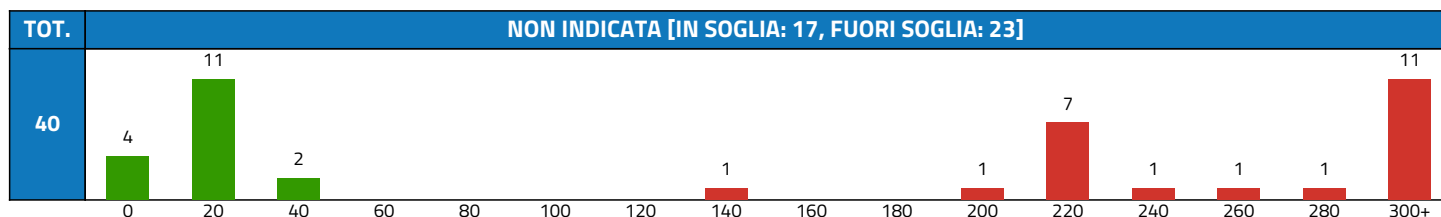
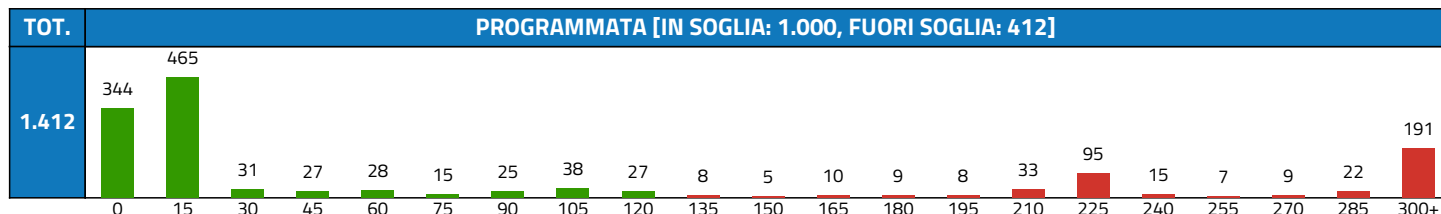
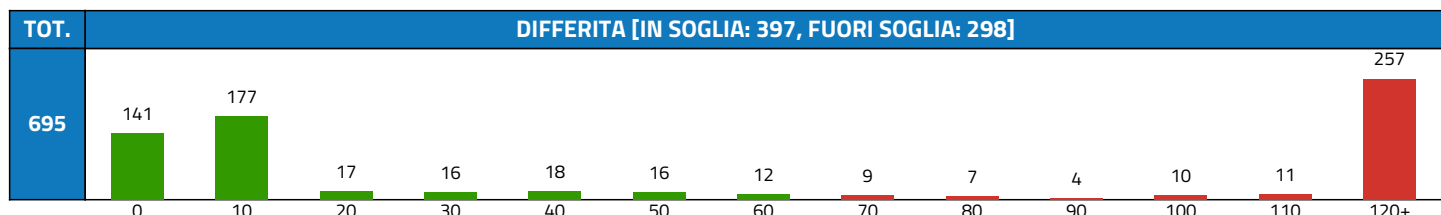
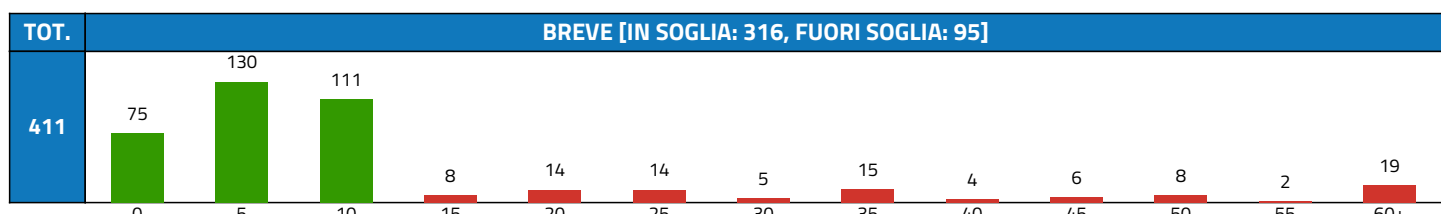

45.23 - COLONSCOPIA TOTALE CON ENDOSCOPIO FLESSIBILE

APP.	IN SOGLIA	FUORI	%	MEDIA	DEV.ST.	CRIT.	
3.804	2.534	1.270	66,61%	102	179	34,43	
CLASSE	APP.	IN SOGLIA	FUORI	%	MEDIA	DEV.ST.	MAX
URGENTE	4	3	1	75,00%	101	173	400
BREVE	803	520	283	64,76%	13	34	688
DIFFERITA	1.256	839	417	66,80%	76	107	685
PROGRAMMATA	1.716	1.164	552	67,83%	159	230	963
NON INDICATA	25	8	17	32,00%	377	273	680



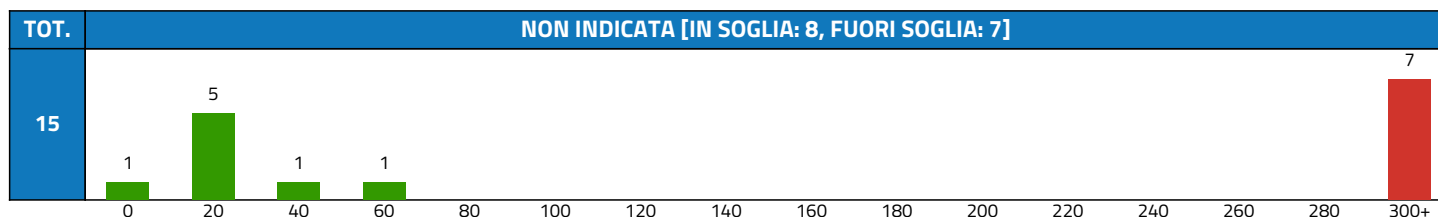
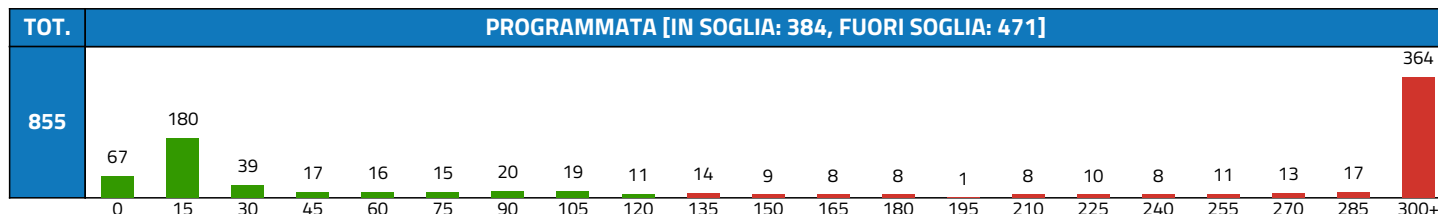
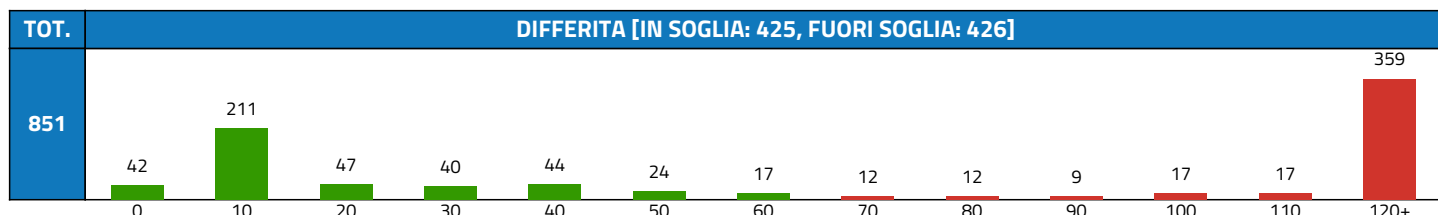
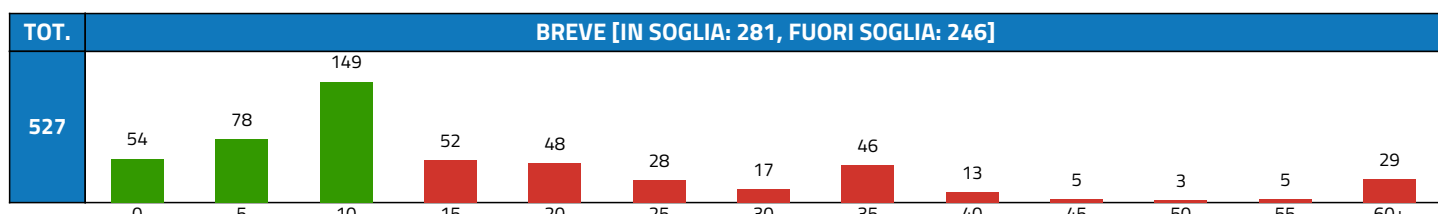

88.73.1 - ECOGRAFIA BILATERALE DELLA MAMMELLA

APP.	IN SOGLIA	FUORI	%	MEDIA	DEV.ST.	CRIT.	
2.596	1.764	832	67,95%	132	282	29,93	
CLASSE	APP.	IN SOGLIA	FUORI	%	MEDIA	DEV.ST.	MAX
URGENTE	38	34	4	89,47%	2	2	7
BREVE	411	316	95	76,89%	12	23	295
DIFFERITA	695	397	298	57,12%	140	259	1.281
PROGRAMMATA	1.412	1.000	412	70,82%	161	320	1.281
NON INDICATA	40	17	23	42,50%	290	374	1.195



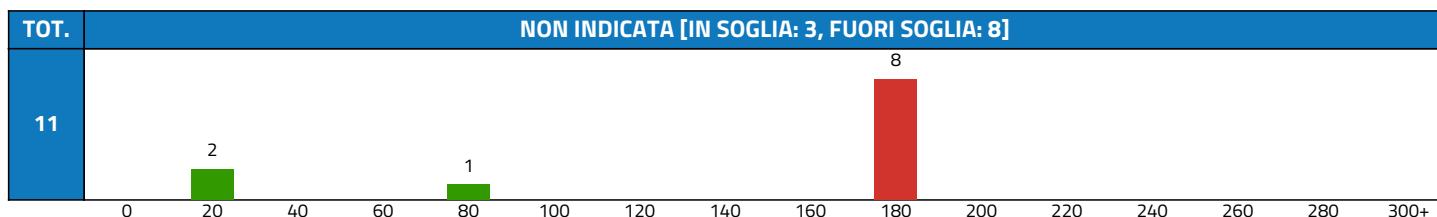
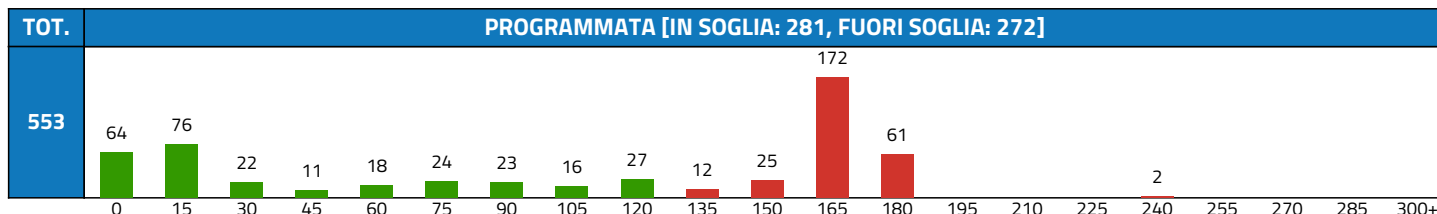
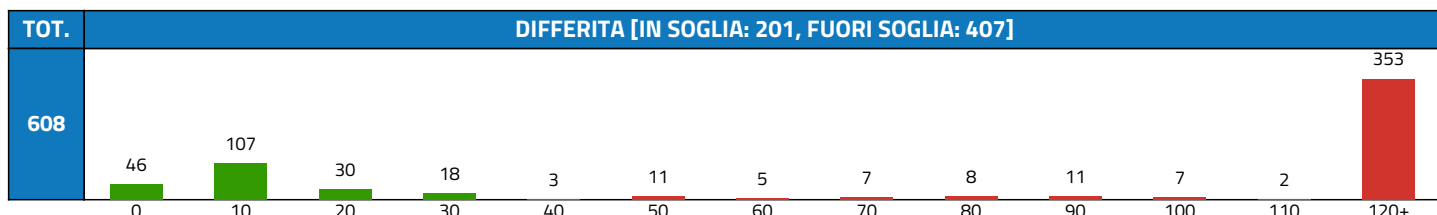
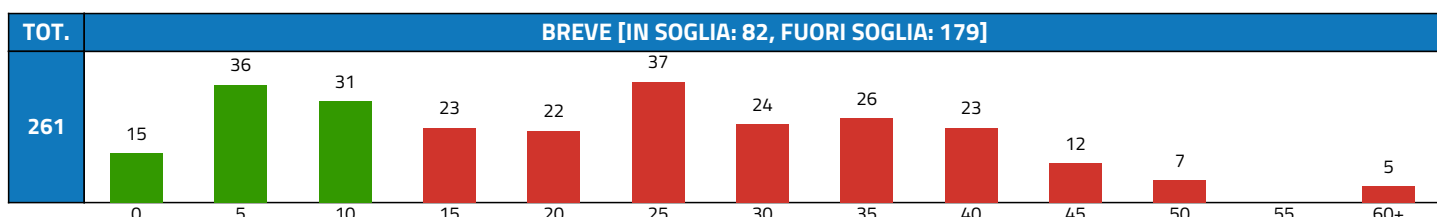

45.13 - ESOFAGOGASTRODUODENOSCOPIA [EGDS]

APP.	IN SOGLIA	FUORI	%	MEDIA	DEV.ST.	CRIT.	
2.254	1.101	1.153	48,85%	127	160	26,46	
CLASSE	APP.	IN SOGLIA	FUORI	%	MEDIA	DEV.ST.	MAX
URGENTE	6	3	3	50,00%	54	75	196
BREVE	527	281	246	53,32%	18	30	390
DIFFERITA	851	425	426	49,94%	107	111	513
PROGRAMMATA	855	384	471	44,91%	213	197	963
NON INDICATA	15	8	7	53,33%	185	185	403



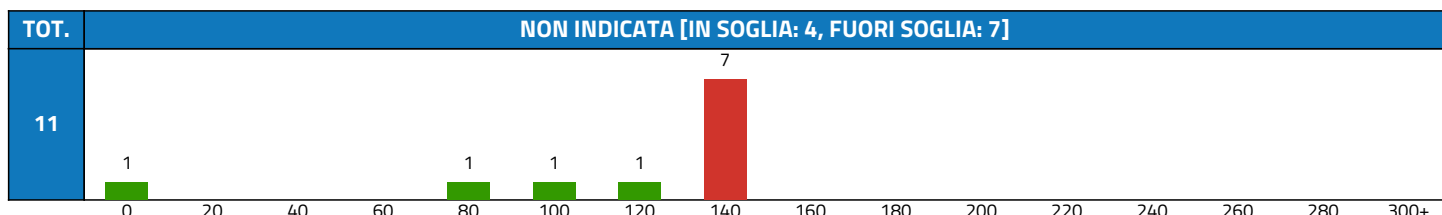
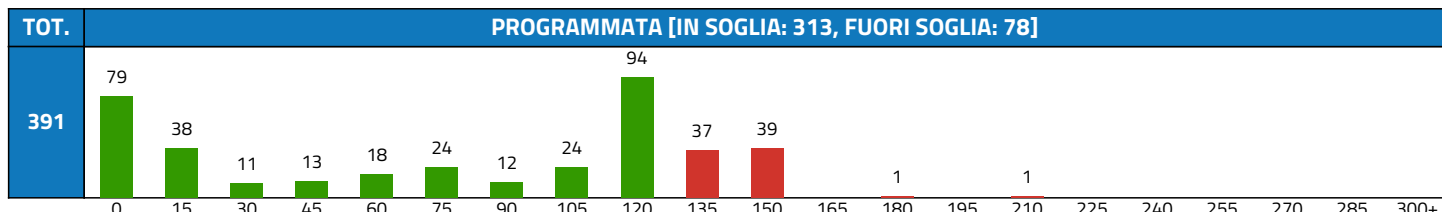
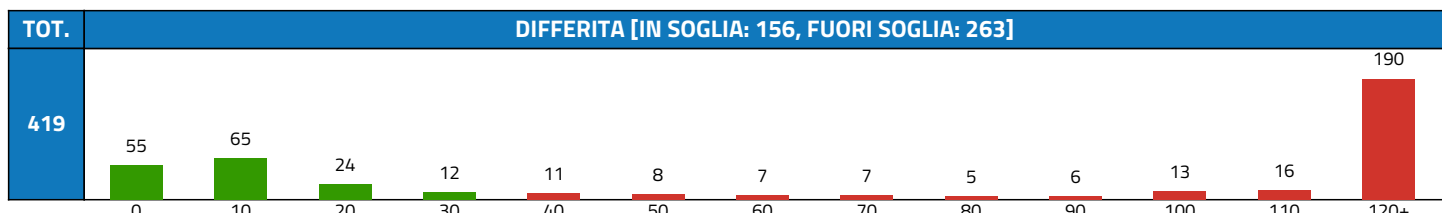
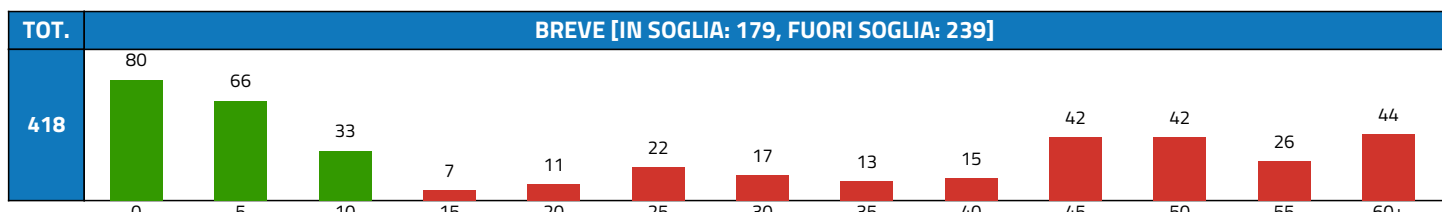
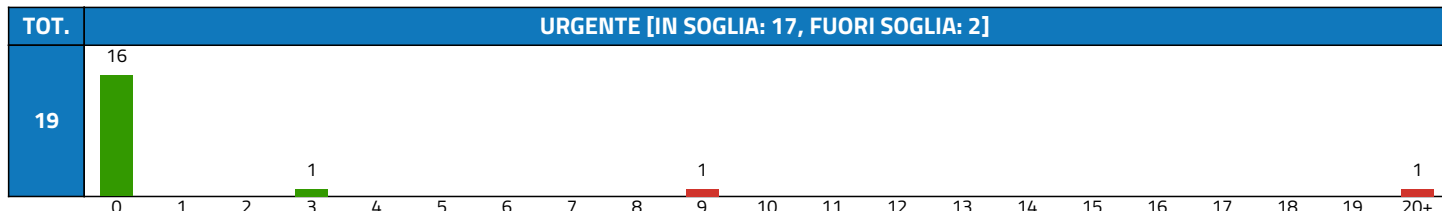
89.7 - PRIMA VISITA REUMATOLOGICA

APP.	IN SOGLIA	FUORI	%	MEDIA	DEV.ST.	CRIT.	
1.435	568	867	39,58%	85	70	20,57	
CLASSE	APP.	IN SOGLIA	FUORI	%	MEDIA	DEV.ST.	MAX
URGENTE	2	1	1	50,00%	72	69	140
BREVE	261	82	179	31,42%	21	17	128
DIFFERITA	608	201	407	33,06%	101	72	240
PROGRAMMATA	553	281	272	50,81%	97	68	237
NON INDICATA	11	3	8	27,27%	129	65	180



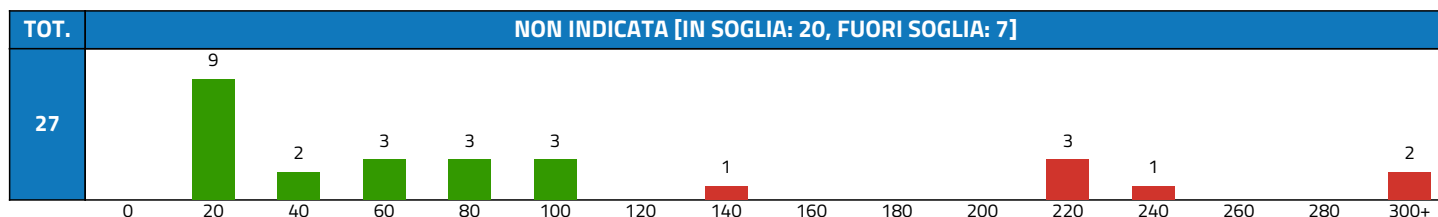
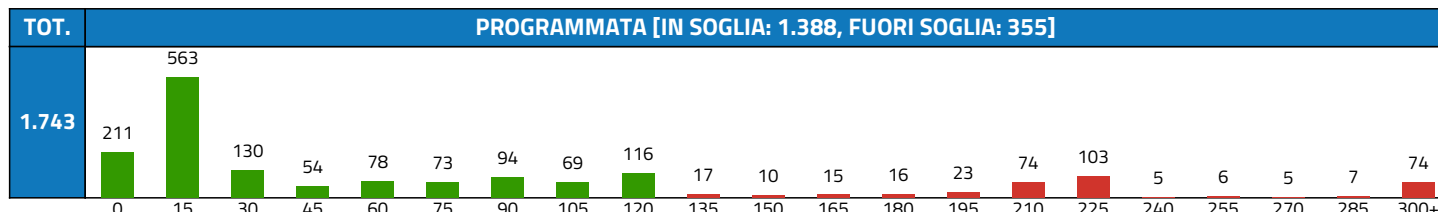
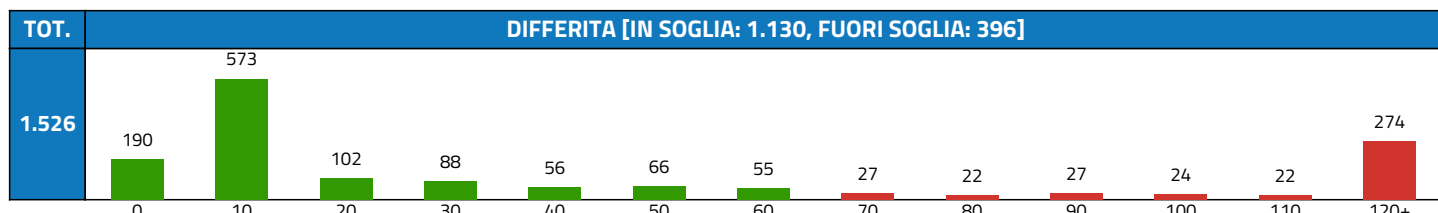
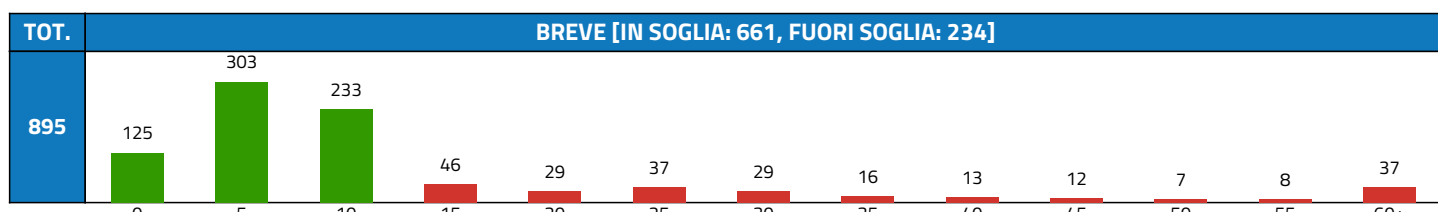
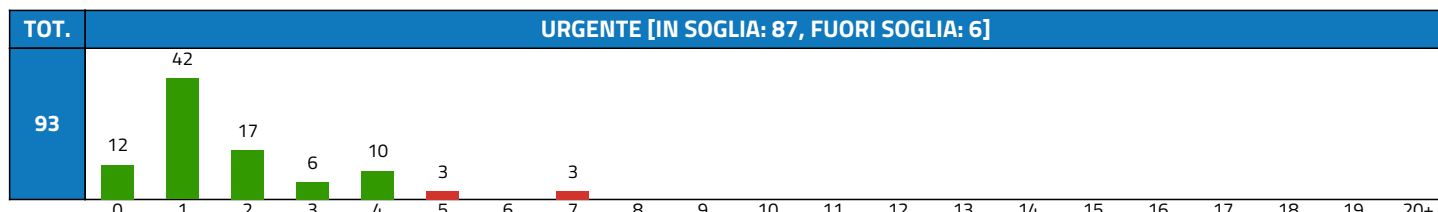
89.7 - PRIMA VISITA EMATOLOGICA

APP.	IN SOGLIA	FUORI	%	MEDIA	DEV.ST.	CRIT.	
1.258	669	589	53,18%	56	52	15,50	
CLASSE	APP.	IN SOGLIA	FUORI	%	MEDIA	DEV.ST.	MAX
URGENTE	19	17	2	89,47%	7	27	122
BREVE	418	179	239	42,82%	25	23	133
DIFFERITA	419	156	263	37,23%	73	57	193
PROGRAMMATA	391	313	78	80,05%	72	54	207
NON INDICATA	11	4	7	36,36%	109	40	138



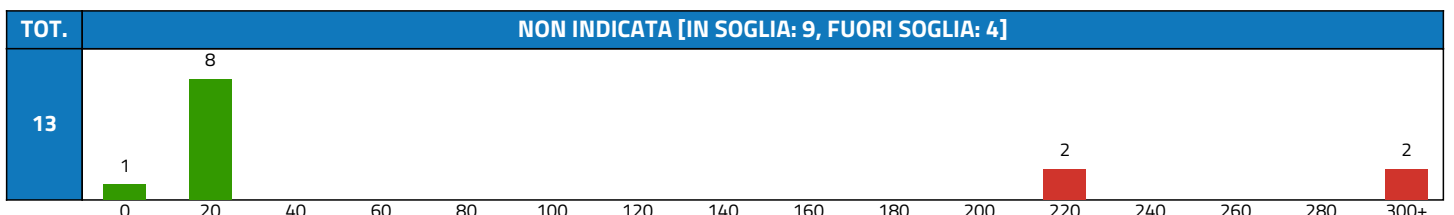
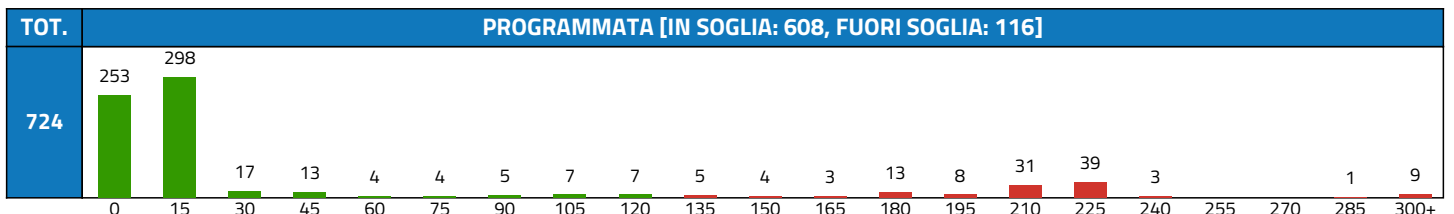
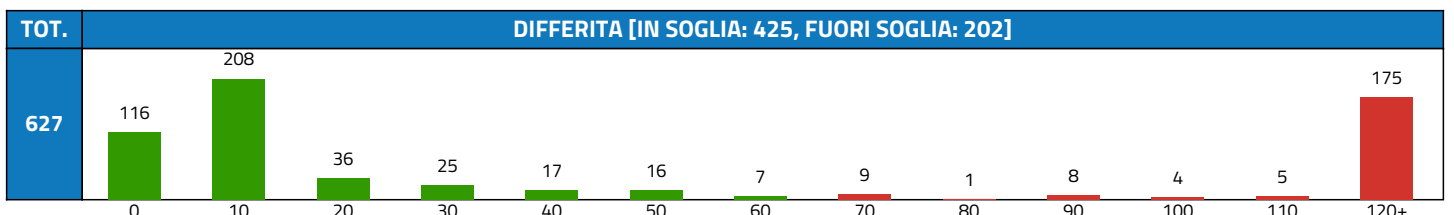
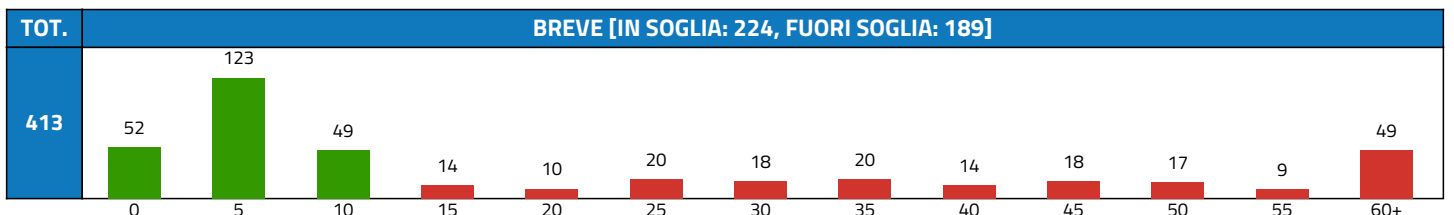
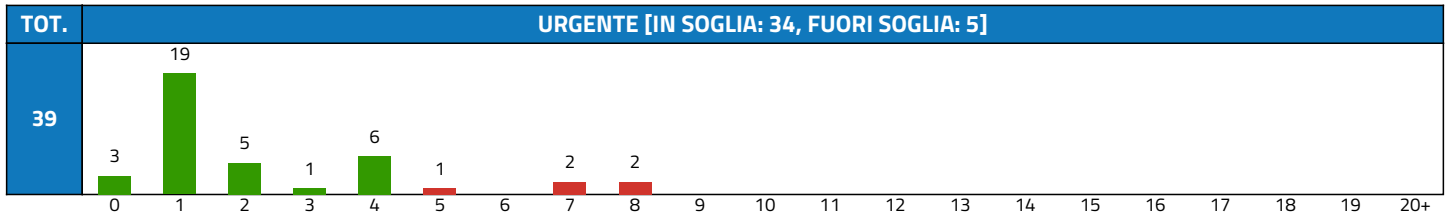
88.76.1 - ECOGRAFIA DELL'ADDOME COMPLETO

APP.	IN SOGLIA	FUORI	%	MEDIA	DEV.ST.	CRIT.	
4.284	3.286	998	76,70%	50	78	15,05	
CLASSE	APP.	IN SOGLIA	FUORI	%	MEDIA	DEV.ST.	MAX
URGENTE	93	87	6	93,55%	2	2	7
BREVE	895	661	234	73,85%	12	19	221
DIFFERITA	1.526	1.130	396	74,05%	48	71	623
PROGRAMMATA	1.743	1.388	355	79,63%	72	94	495
NON INDICATA	27	20	7	74,07%	91	108	434



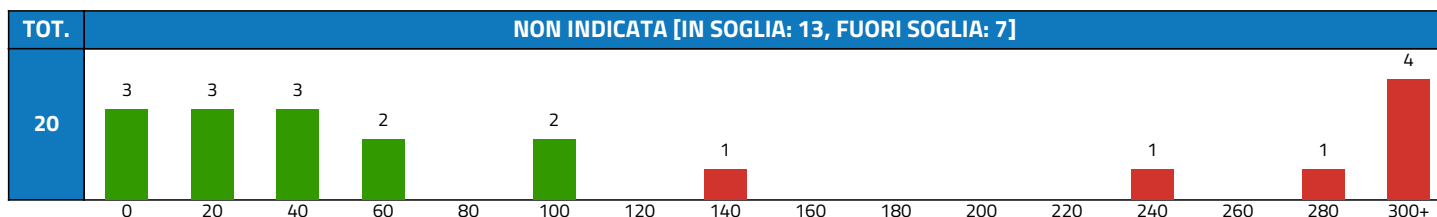
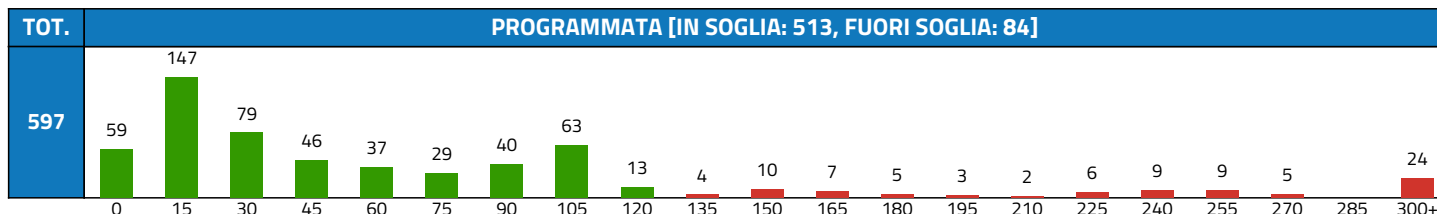
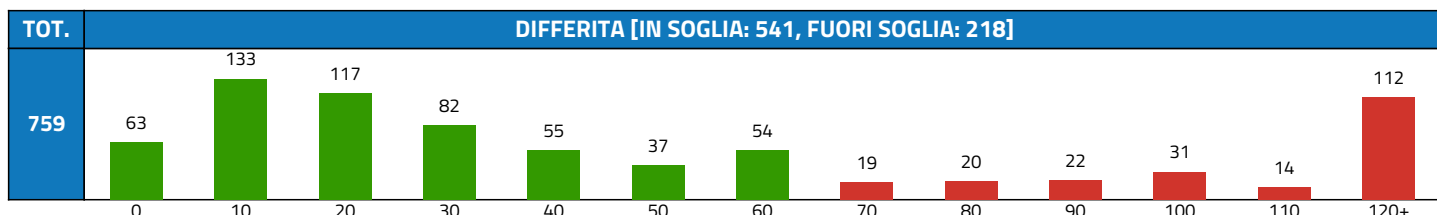
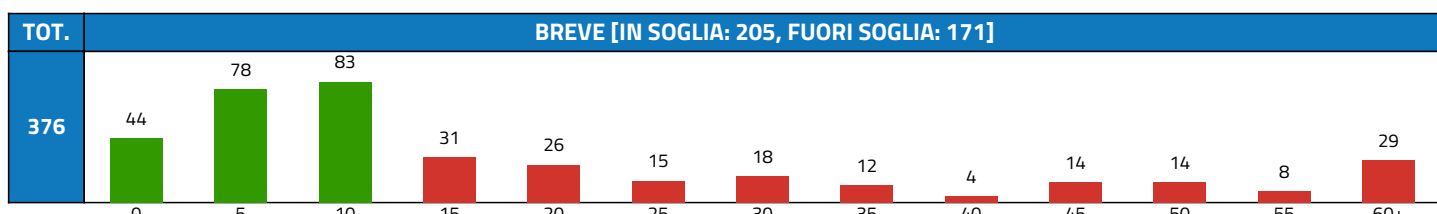
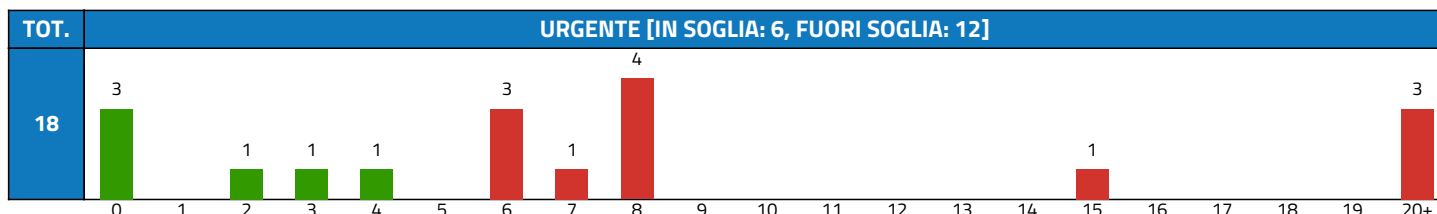
88.79.3 - ECOGRAFIA MUSCOLOTENDINEA E OSTEOARTICOLARE

APP.	IN SOGLIA	FUORI	%	MEDIA	DEV.ST.	CRIT.	
1.816	1.300	516	71,59%	43	75	11,16	
CLASSE	APP.	IN SOGLIA	FUORI	%	MEDIA	DEV.ST.	MAX
URGENTE	39	34	5	87,18%	2	2	8
BREVE	413	224	189	54,24%	21	27	313
DIFFERITA	627	425	202	67,78%	64	87	302
PROGRAMMATA	724	608	116	83,98%	39	77	321
NON INDICATA	13	9	4	69,23%	83	124	327



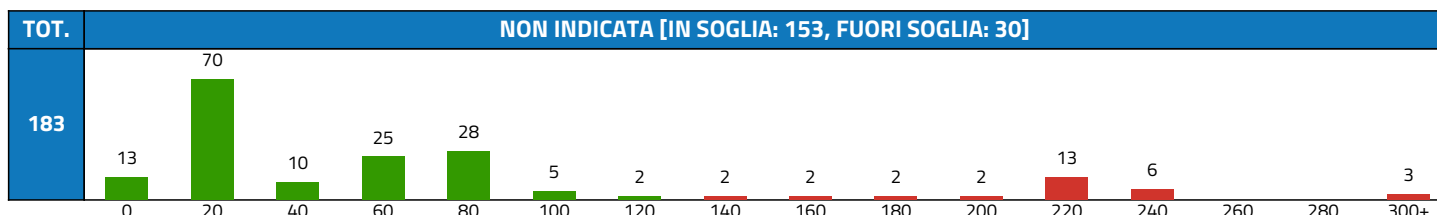
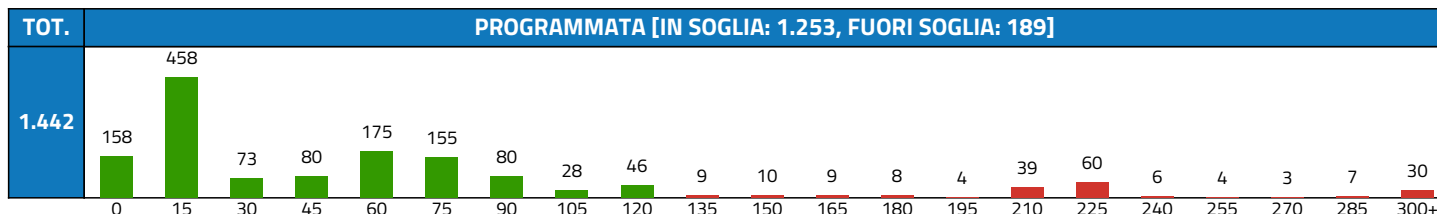
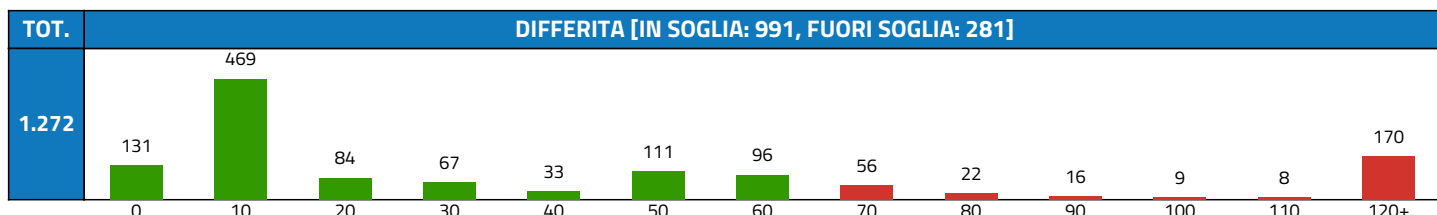
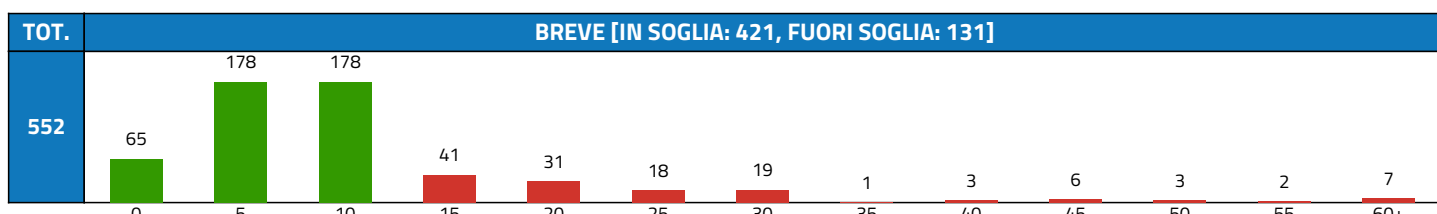
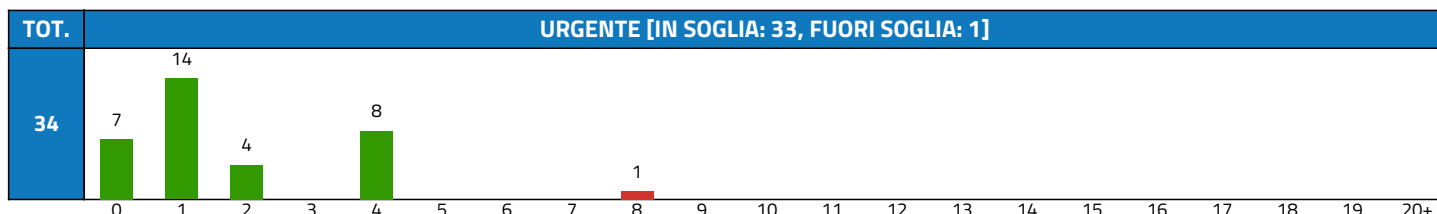
88.91.1 - RM DI ENCEFALO E TRONCO ENCEFALICO, GIUNZIONE CRANIO SPINALE E RELATIVO DISTRETTO VASCOLARE

APP.	IN SOGLIA	FUORI	%	MEDIA	DEV.ST.	CRIT.	
1.770	1.278	492	72,20%	53	77	8,79	
CLASSE	APP.	IN SOGLIA	FUORI	%	MEDIA	DEV.ST.	MAX
URGENTE	18	6	12	33,33%	9	9	35
BREVE	376	205	171	54,52%	19	23	113
DIFFERITA	759	541	218	71,28%	55	67	408
PROGRAMMATA	597	513	84	85,93%	70	98	553
NON INDICATA	20	13	7	65,00%	120	132	406



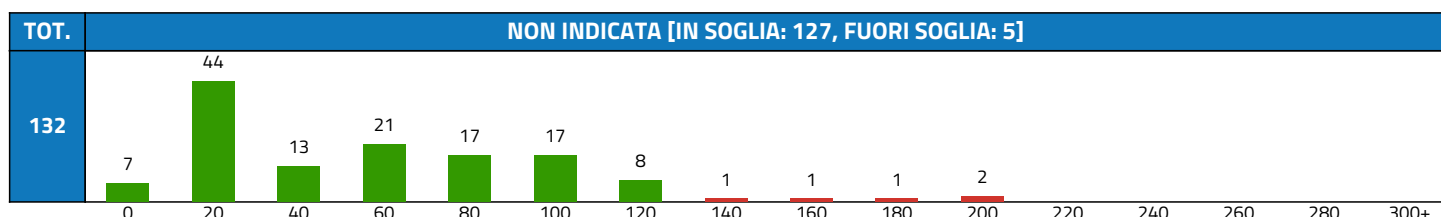
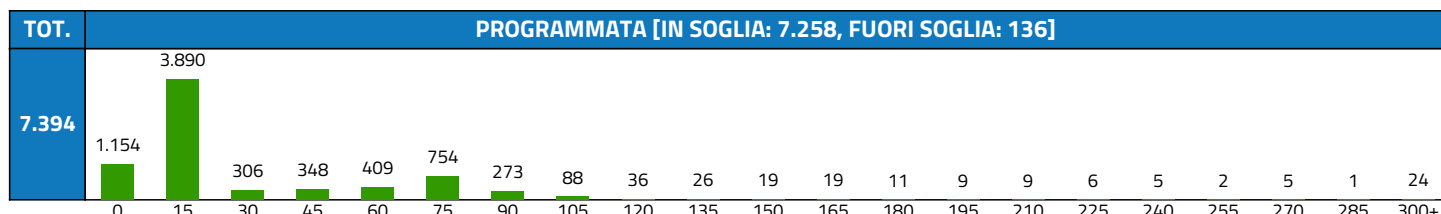
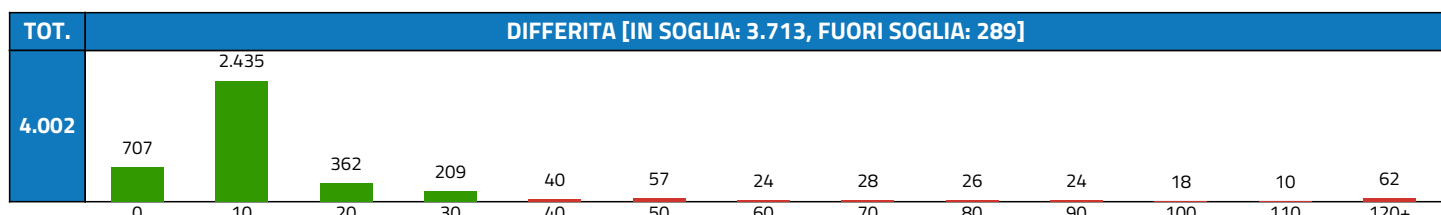

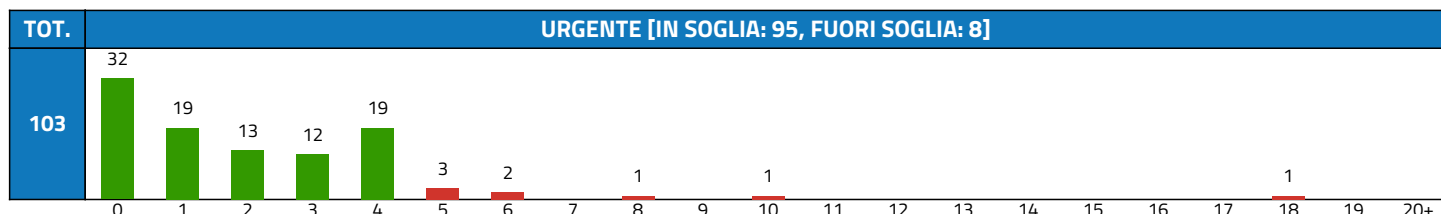
88.71.4 - DIAGNOSTICA ECOGRAFICA DEL CAPO E DEL COLLO

APP.	IN SOGLIA	FUORI	%	MEDIA	DEV.ST.	CRIT.	
3.483	2.851	632	81,85%	45	68	7,65	
CLASSE	APP.	IN SOGLIA	FUORI	%	MEDIA	DEV.ST.	MAX
URGENTE	34	33	1	97,06%	2	2	8
BREVE	552	421	131	76,27%	9	11	74
DIFFERITA	1.272	991	281	77,91%	45	64	441
PROGRAMMATA	1.442	1.253	189	86,89%	58	76	441
NON INDICATA	183	153	30	83,61%	60	80	441



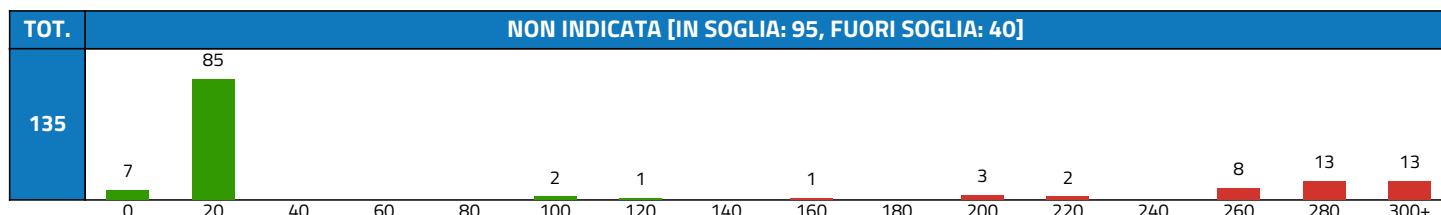
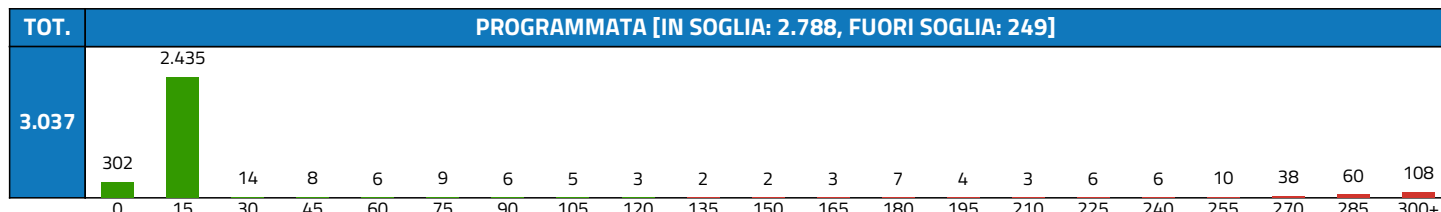
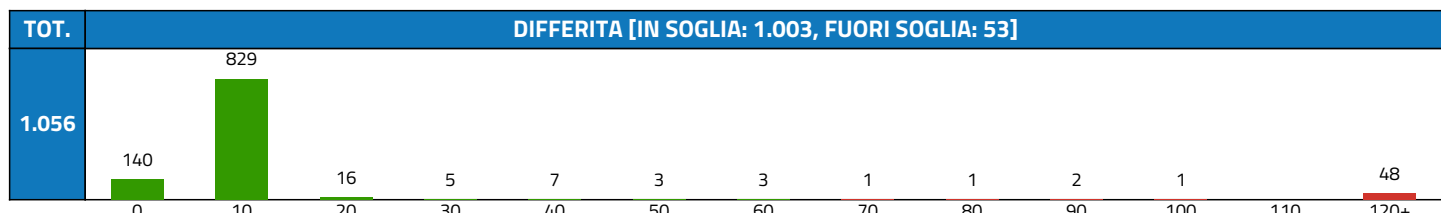
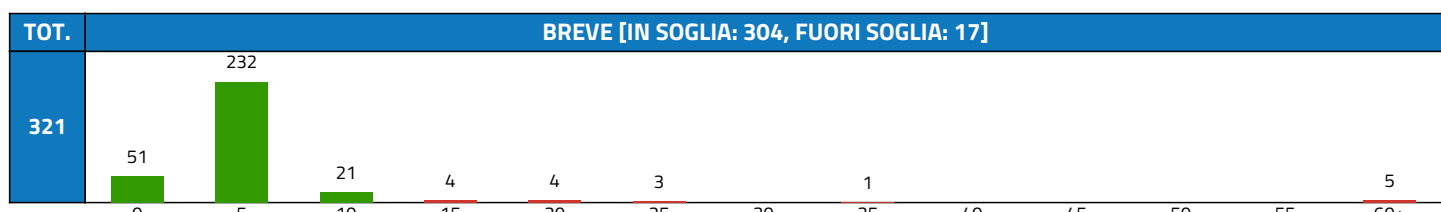

95.02 - PRIMA VISITA OCULISTICA

APP.	IN SOGLIA	FUORI	%	MEDIA	DEV.ST.	CRIT.	
13.056	12.558	498	96,19%	17	35	7,62	
CLASSE	APP.	IN SOGLIA	FUORI	%	MEDIA	DEV.ST.	MAX
URGENTE	103	95	8	92,23%	2	3	18
BREVE	1.425	1.365	60	95,79%	4	8	106
DIFFERITA	4.002	3.713	289	92,78%	11	25	363
PROGRAMMATA	7.394	7.258	136	98,16%	23	41	629
NON INDICATA	132	127	5	96,21%	47	43	196



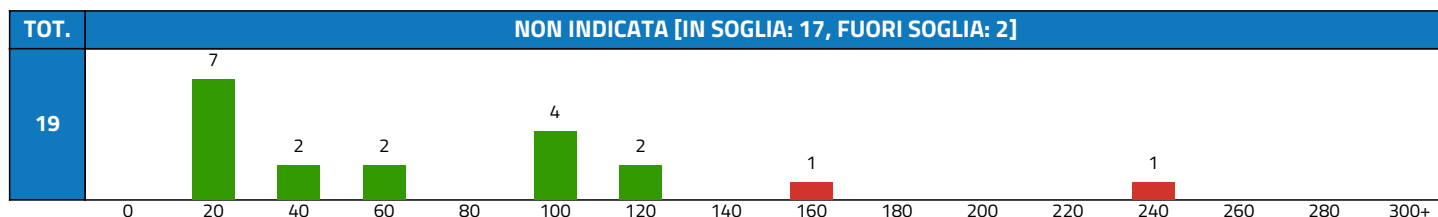
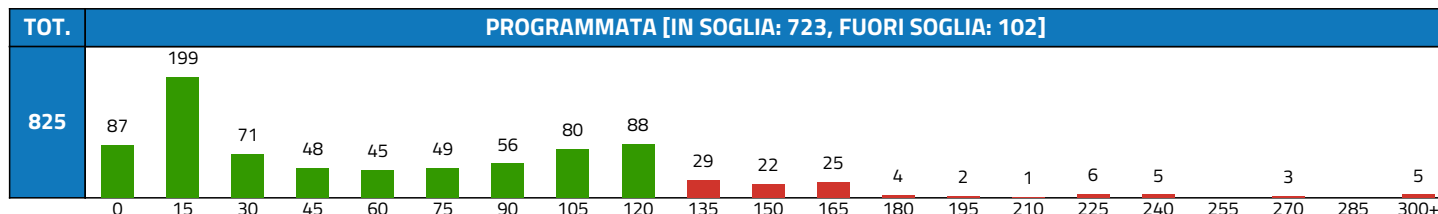
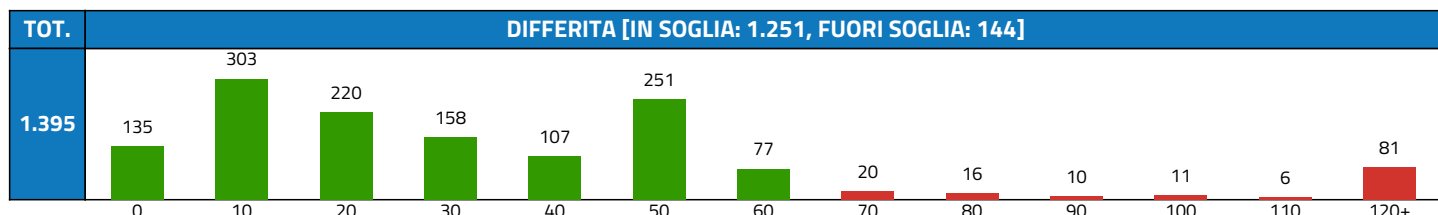
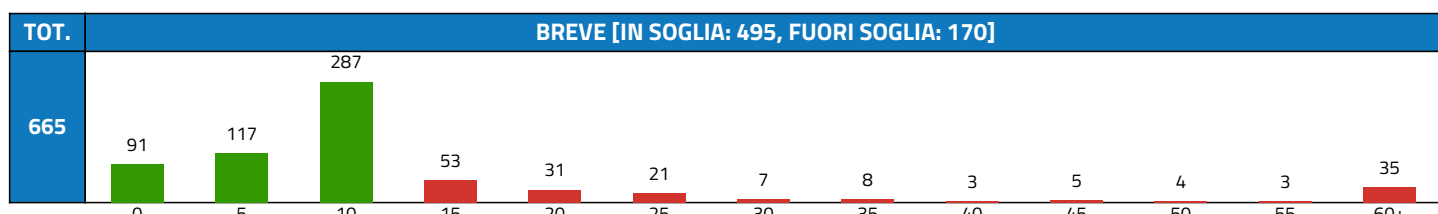
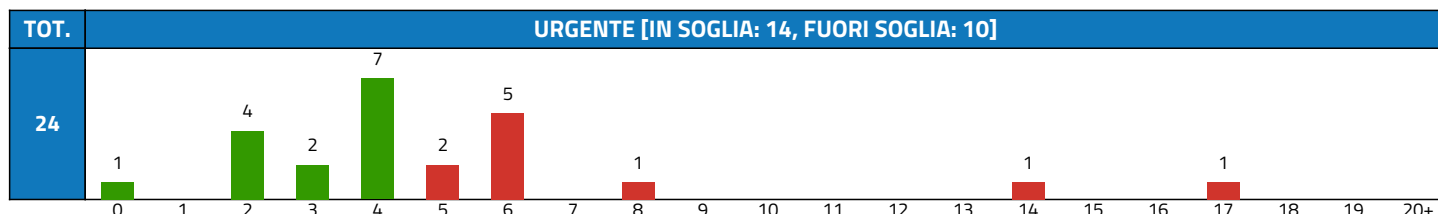
87.37.1 - MAMMOGRAFIA BILATERALE

APP.	IN SOGLIA	FUORI	%	MEDIA	DEV.ST.	CRIT.	
4.556	4.197	359	92,12%	24	80	7,03	
CLASSE	APP.	IN SOGLIA	FUORI	%	MEDIA	DEV.ST.	MAX
URGENTE	7	7	0	100,00%	1	1	2
BREVE	321	304	17	94,70%	6	31	393
DIFFERITA	1.056	1.003	53	94,98%	14	54	554
PROGRAMMATA	3.037	2.788	249	91,80%	27	87	730
NON INDICATA	135	95	40	70,37%	85	128	477



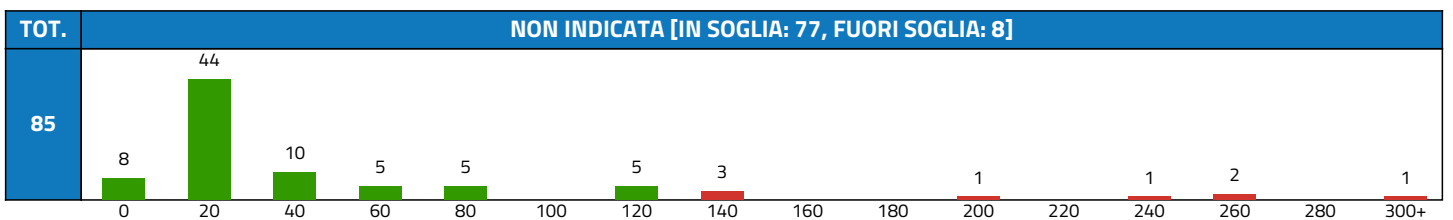
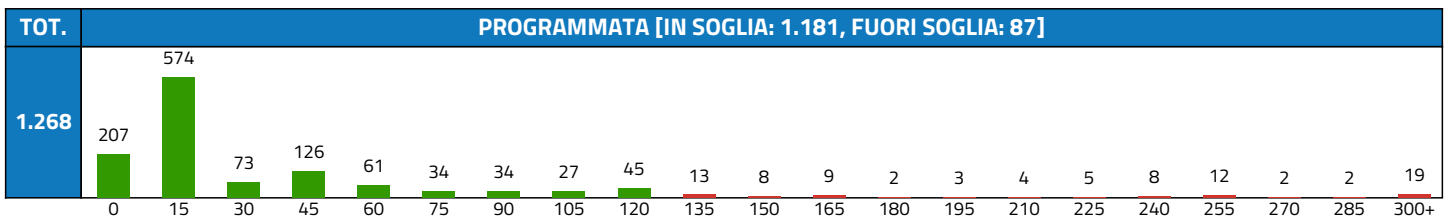
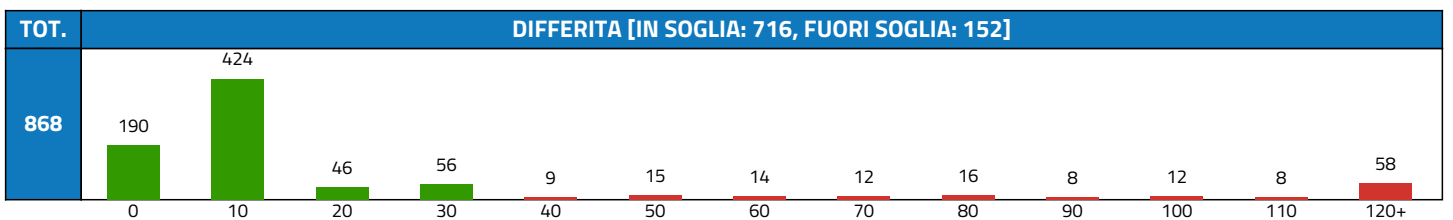
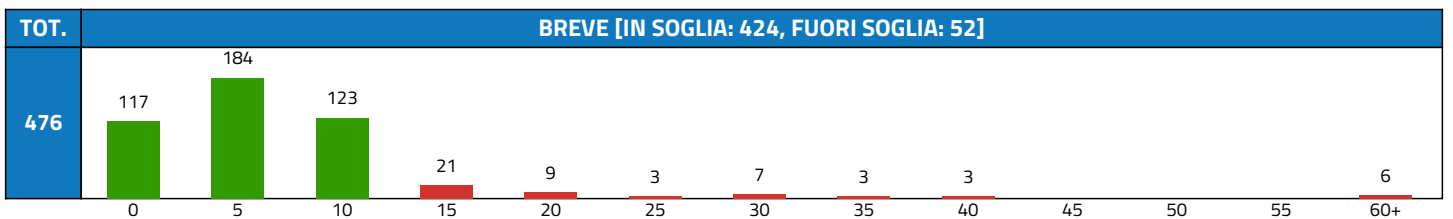

88.93.4 - RM DEL RACHIDE LOMBOSACRALE

APP.	IN SOGLIA	FUORI	%	MEDIA	DEV.ST.	CRIT.	
2.928	2.500	428	85,38%	37	52	6,49	
CLASSE	APP.	IN SOGLIA	FUORI	%	MEDIA	DEV.ST.	MAX
URGENTE	24	14	10	58,33%	5	4	17
BREVE	665	495	170	74,44%	12	19	238
DIFFERITA	1.395	1.251	144	89,68%	35	47	405
PROGRAMMATA	825	723	102	87,64%	61	65	532
NON INDICATA	19	17	2	89,47%	62	60	231



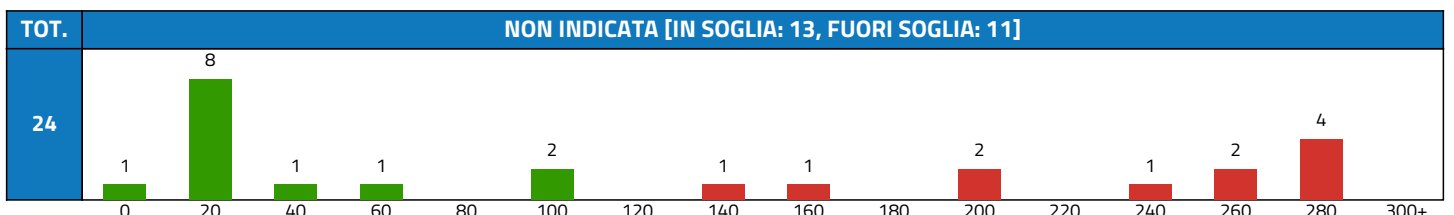
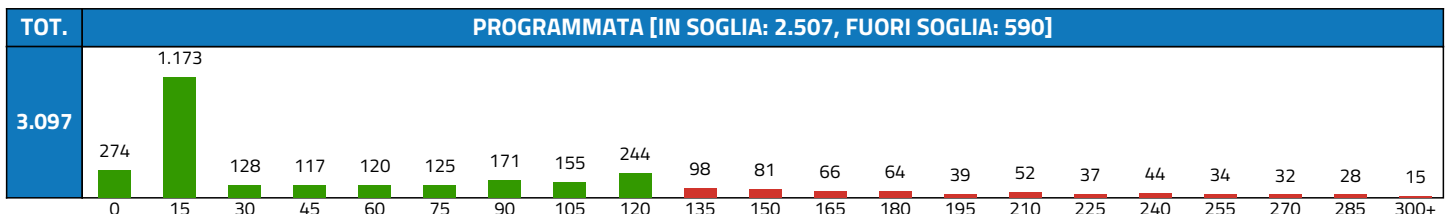
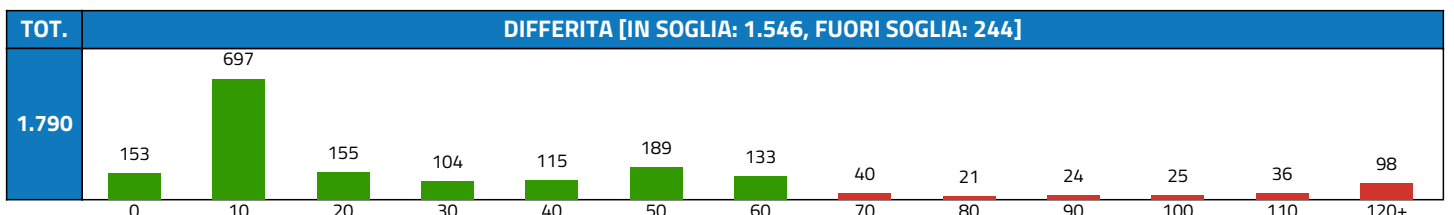
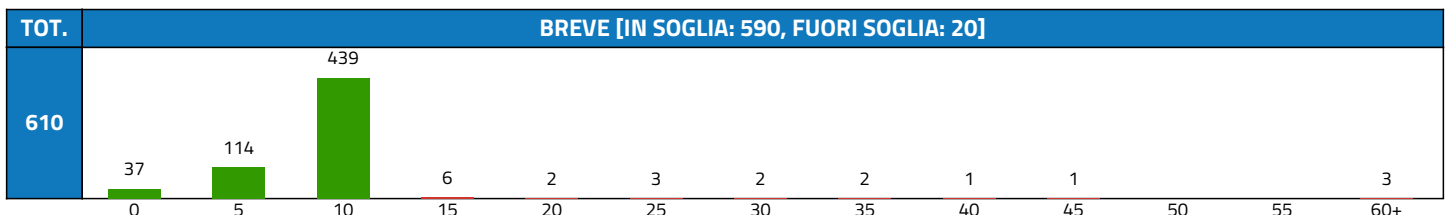
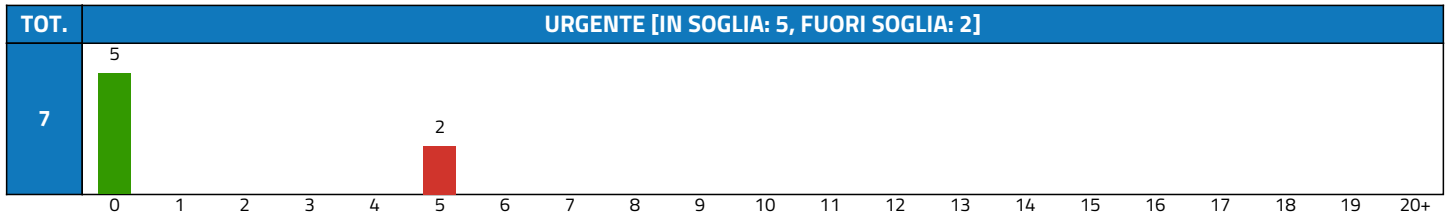
89.26.1 - PRIMA VISITA GINECOLOGICA

APP.	IN SOGLIA	FUORI	%	MEDIA	DEV.ST.	CRIT.	
2.724	2.415	309	88,66%	26	53	6,18	
CLASSE	APP.	IN SOGLIA	FUORI	%	MEDIA	DEV.ST.	MAX
URGENTE	27	17	10	62,96%	5	8	42
BREVE	476	424	52	89,08%	7	18	190
DIFFERITA	868	716	152	82,49%	23	47	286
PROGRAMMATA	1.268	1.181	87	93,14%	35	61	399
NON INDICATA	85	77	8	90,59%	39	67	364



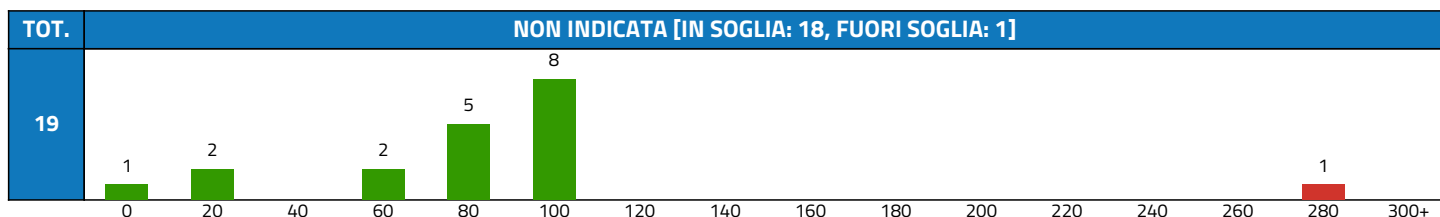
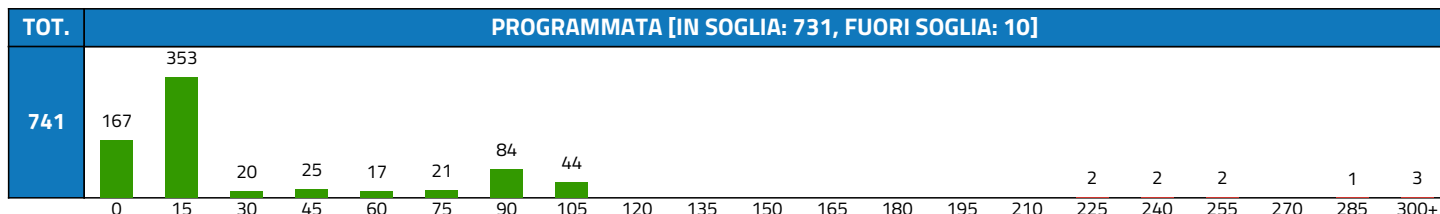
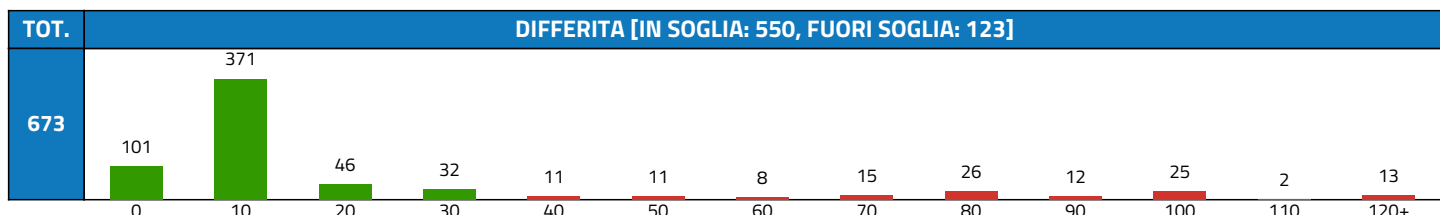
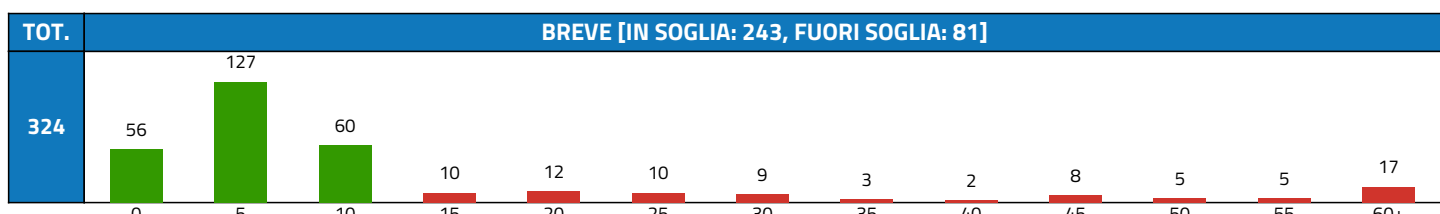

88.73.5 - ECO(COLOR)DOPPLERGRAFIA DEI TRONCHI SOVRAAORTICI

APP.	IN SOGLIA	FUORI	%	MEDIA	DEV.ST.	CRIT.	
5.528	4.661	867	84,32%	47	64	6,08	
CLASSE	APP.	IN SOGLIA	FUORI	%	MEDIA	DEV.ST.	MAX
URGENTE	7	5	2	71,43%	1	2	5
BREVE	610	590	20	96,72%	6	9	179
DIFFERITA	1.790	1.546	244	86,37%	31	41	364
PROGRAMMATA	3.097	2.507	590	80,95%	63	75	485
NON INDICATA	24	13	11	54,17%	115	110	280



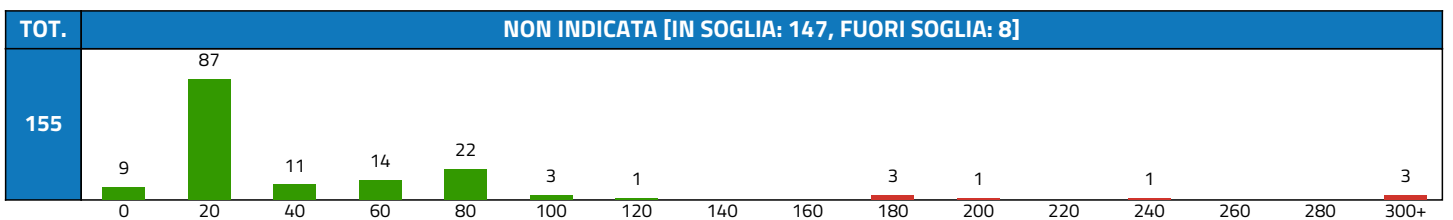
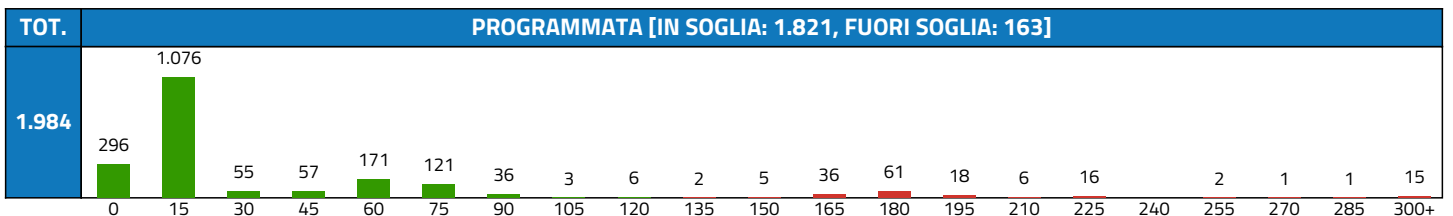
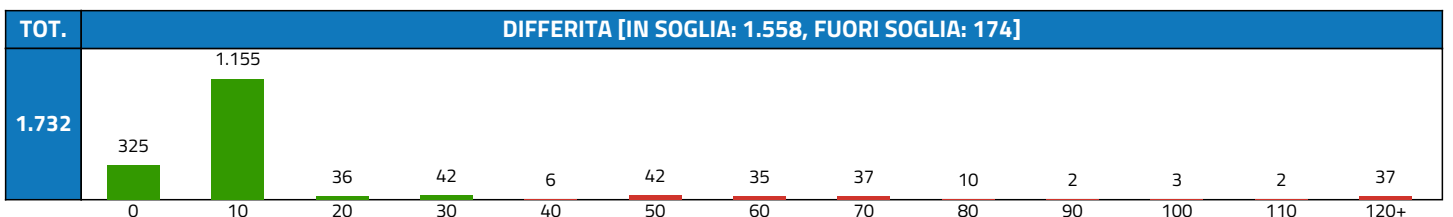
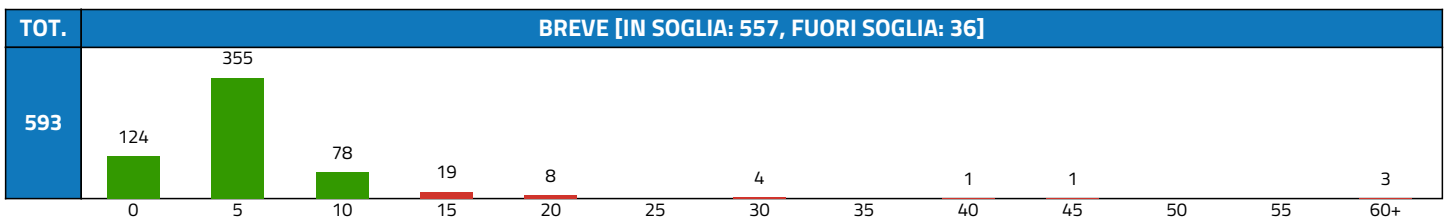
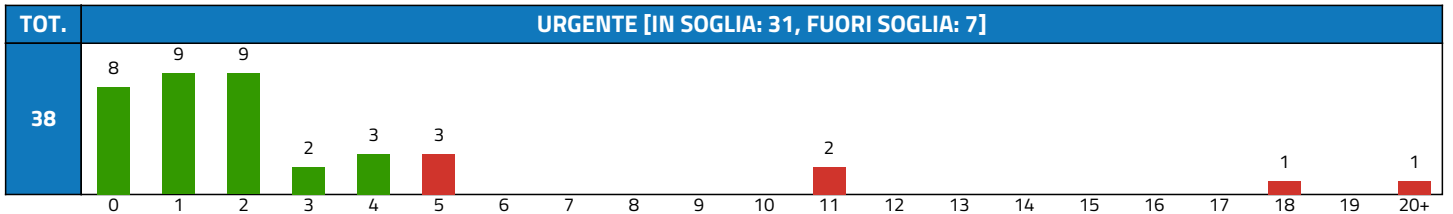
89.7A.9 - PRIMA VISITA GASTROENTEROLOGICA

APP.	IN SOGLIA	FUORI	%	MEDIA	DEV.ST.	CRIT.	
1.774	1.554	220	87,60%	22	40	5,89	
CLASSE	APP.	IN SOGLIA	FUORI	%	MEDIA	DEV.ST.	MAX
URGENTE	17	12	5	70,59%	16	29	83
BREVE	324	243	81	75,00%	14	31	313
DIFFERITA	673	550	123	81,72%	20	36	308
PROGRAMMATA	741	731	10	98,65%	26	45	370
NON INDICATA	19	18	1	94,74%	75	54	266



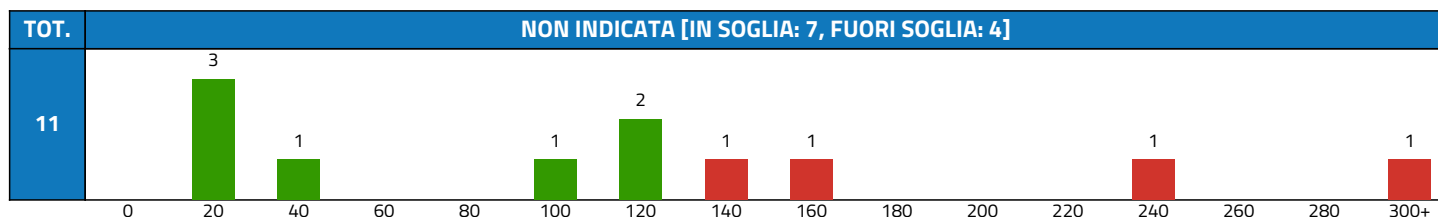
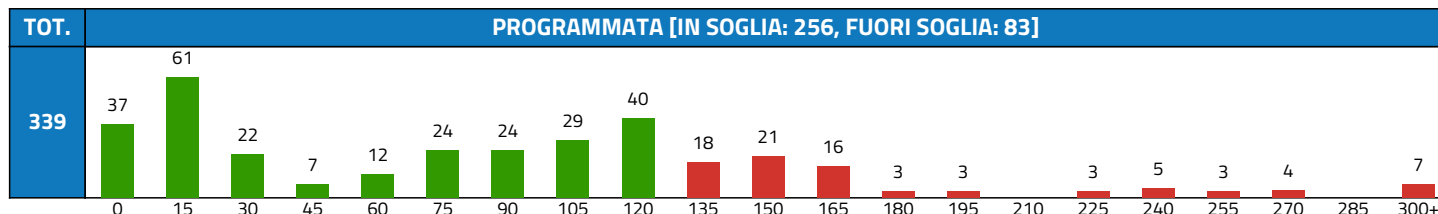
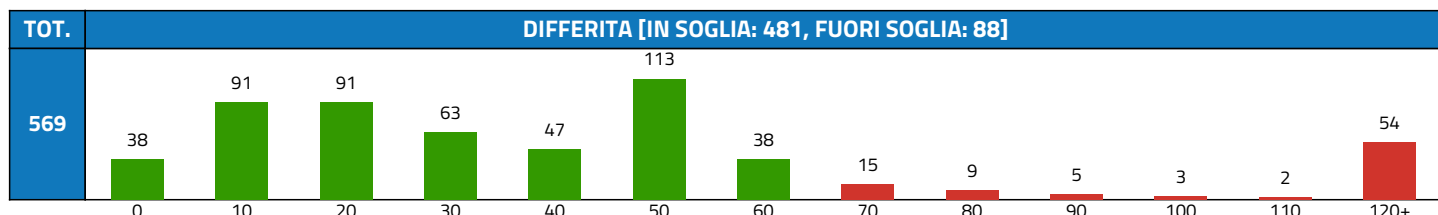
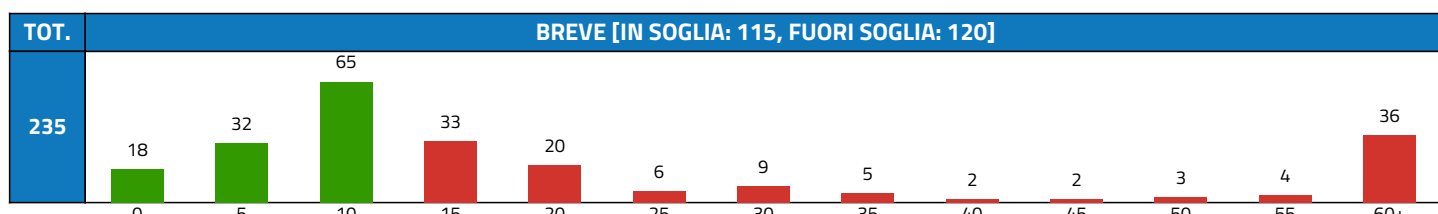
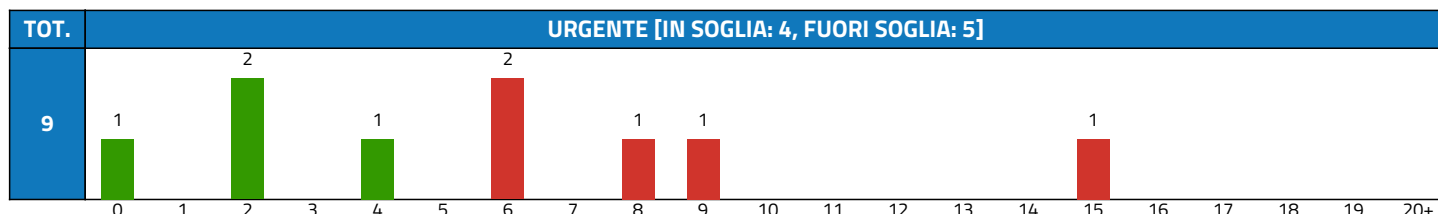
89.7A.8 - PRIMA VISITA ENDOCRINOLOGICA*

APP.	IN SOGLIA	FUORI	%	MEDIA	DEV.ST.	CRIT.	
4.502	4.114	388	91,38%	19	48	5,51	
CLASSE	APP.	IN SOGLIA	FUORI	%	MEDIA	DEV.ST.	MAX
URGENTE	38	31	7	81,58%	3	5	22
BREVE	593	557	36	93,93%	4	12	168
DIFFERITA	1.732	1.558	174	89,95%	12	36	463
PROGRAMMATA	1.984	1.821	163	91,78%	30	59	476
NON INDICATA	155	147	8	94,84%	35	67	441



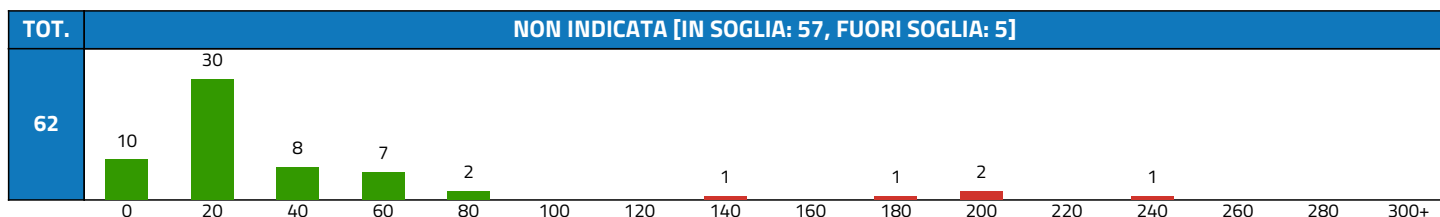
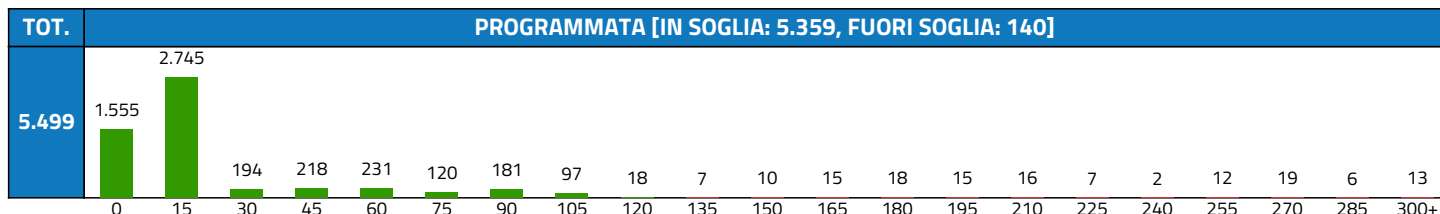
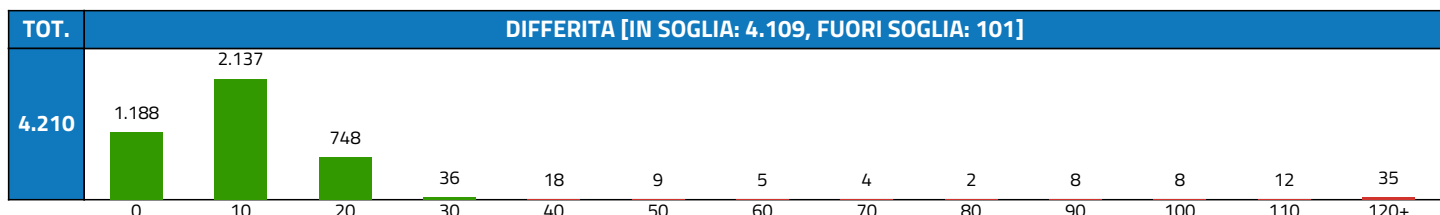

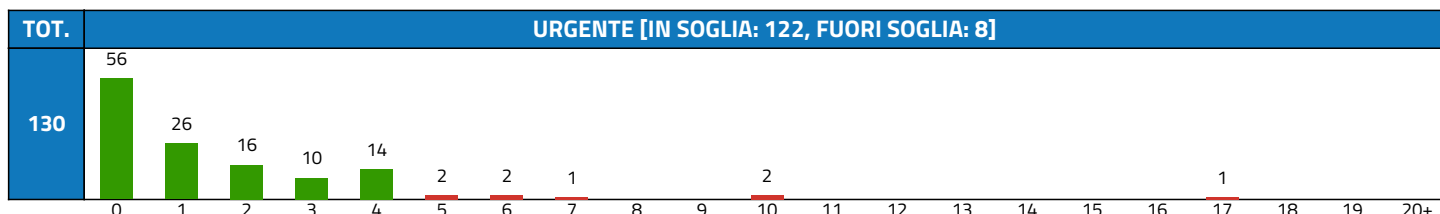
88.93.2 - RM DEL RACHIDE CERVICALE

APP.	IN SOGLIA	FUORI	%	MEDIA	DEV.ST.	CRIT.	
1.163	863	300	74,20%	53	70	5,40	
CLASSE	APP.	IN SOGLIA	FUORI	%	MEDIA	DEV.ST.	MAX
URGENTE	9	4	5	44,44%	6	4	15
BREVE	235	115	120	48,94%	22	26	136
DIFFERITA	569	481	88	84,53%	46	62	476
PROGRAMMATA	339	256	83	75,52%	85	87	532
NON INDICATA	11	7	4	63,64%	123	125	456



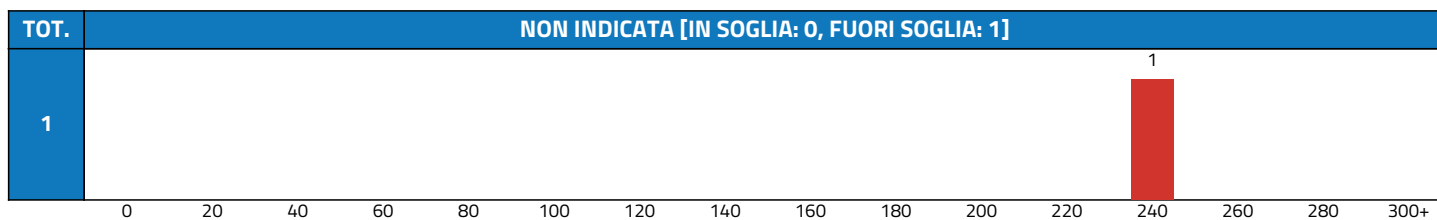
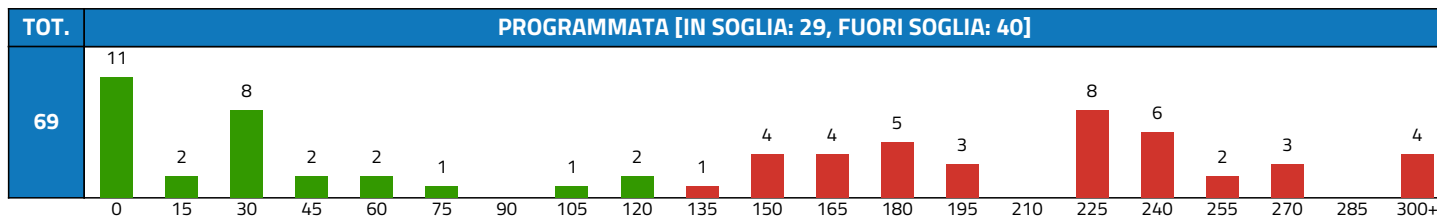
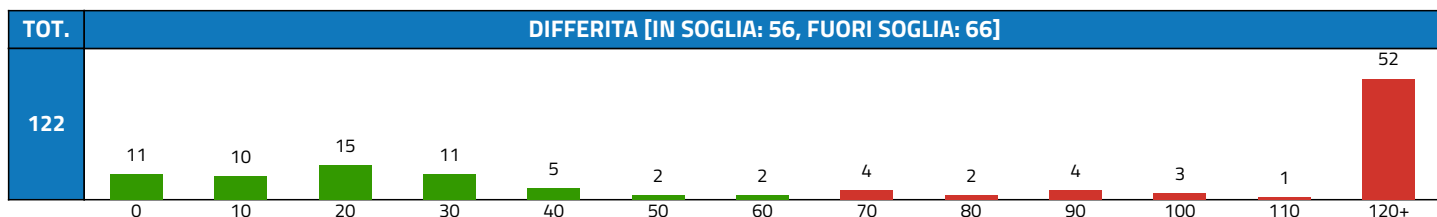
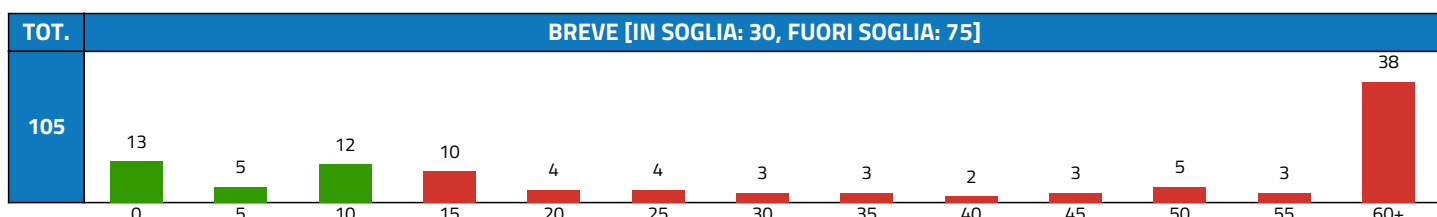

89.7A.3 - PRIMA VISITA CARDIOLOGICA

APP.	IN SOGLIA	FUORI	%	MEDIA	DEV.ST.	CRIT.	
11.868	11.570	298	97,49%	12	31	5,31	
CLASSE	APP.	IN SOGLIA	FUORI	%	MEDIA	DEV.ST.	MAX
URGENTE	130	122	8	93,85%	2	2	17
BREVE	1.967	1.923	44	97,76%	4	8	161
DIFFERITA	4.210	4.109	101	97,60%	7	22	344
PROGRAMMATA	5.499	5.359	140	97,45%	18	40	357
NON INDICATA	62	57	5	91,94%	29	51	235



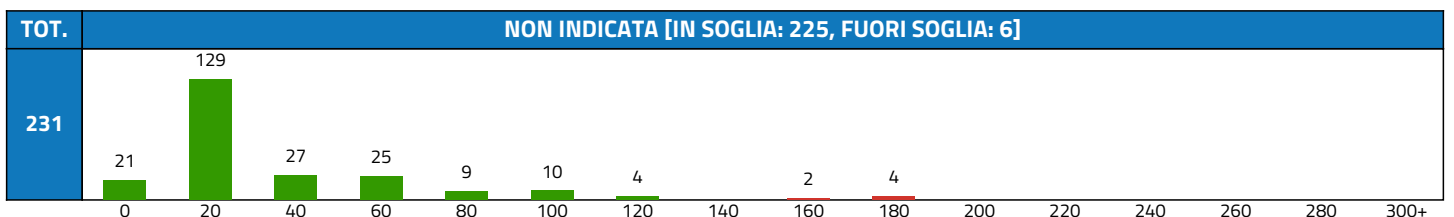
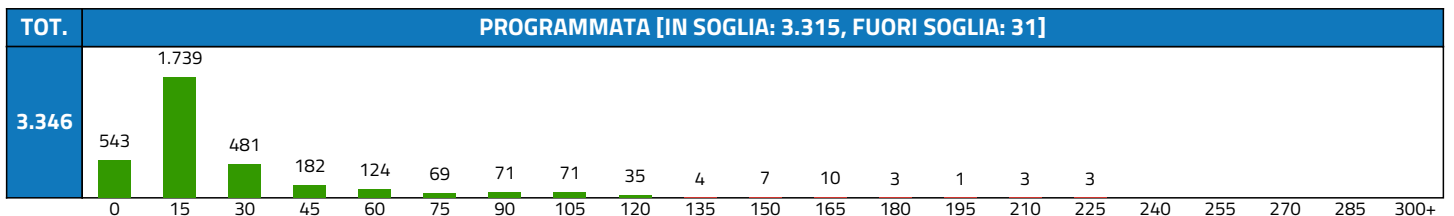
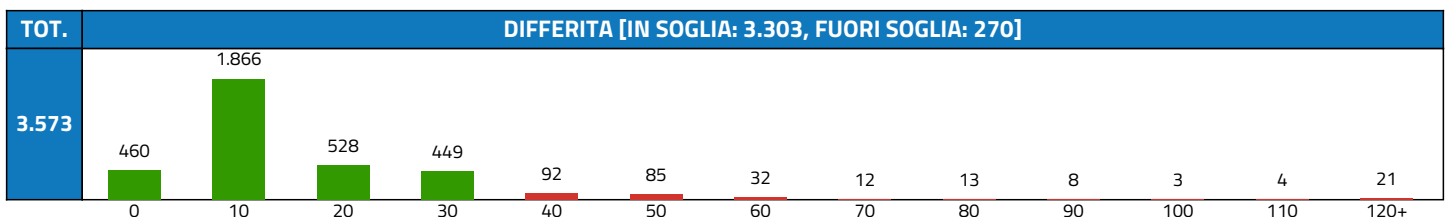
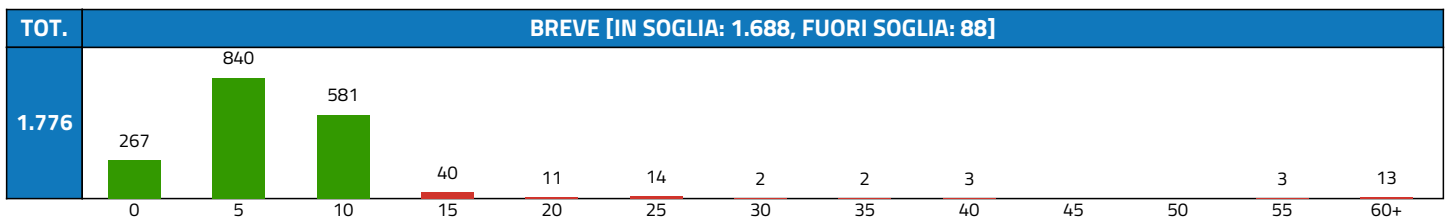
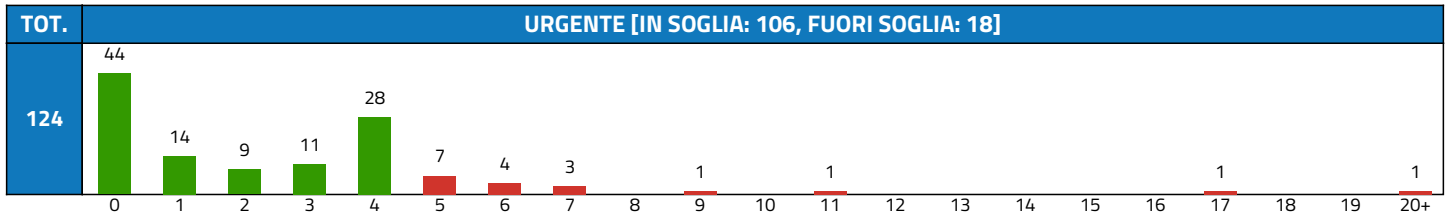
88.93.3 - RM DEL RACHIDE DORSALE

APP.	IN SOGLIA	FUORI	%	MEDIA	DEV.ST.	CRIT.	
299	115	184	38,46%	88	95	4,87	
CLASSE	APP.	IN SOGLIA	FUORI	%	MEDIA	DEV.ST.	MAX
URGENTE	2	0	2	0,00%	18	4	21
BREVE	105	30	75	28,57%	39	32	136
DIFFERITA	122	56	66	45,90%	99	91	405
PROGRAMMATA	69	29	40	42,03%	144	125	521
NON INDICATA	1	0	1	0,00%	231	0	231



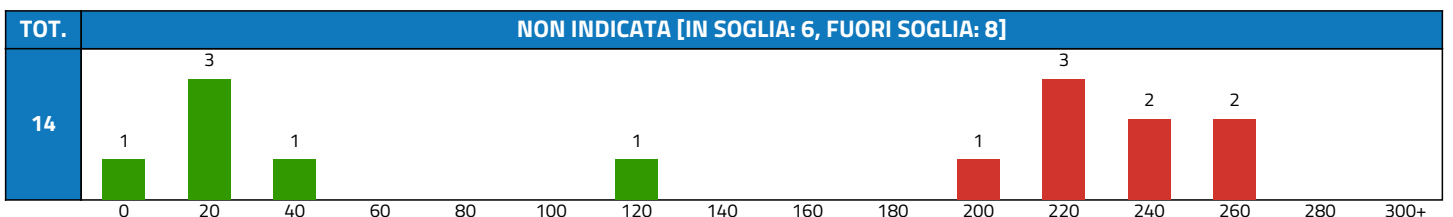
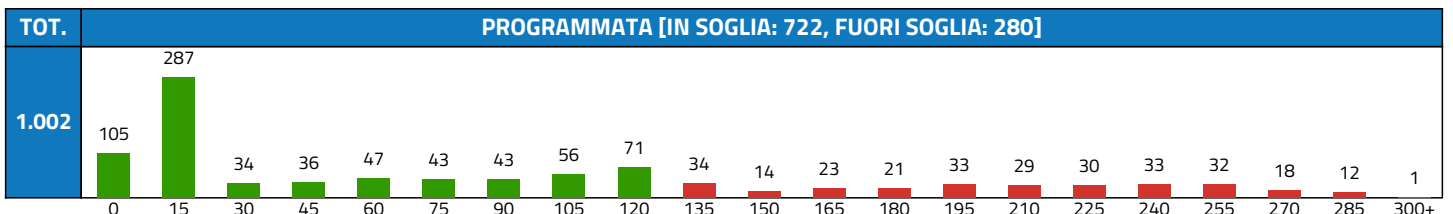
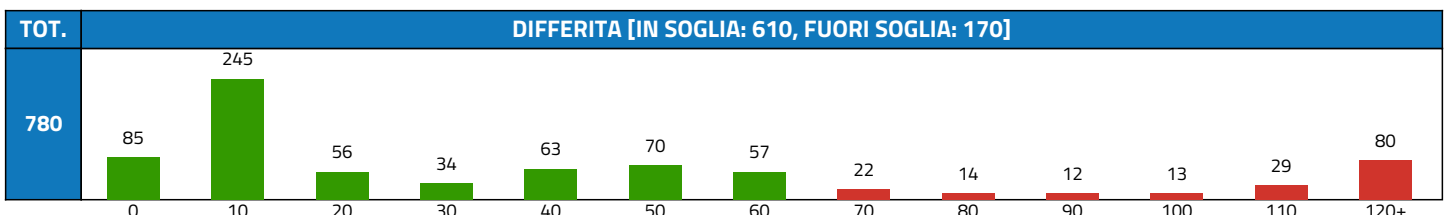

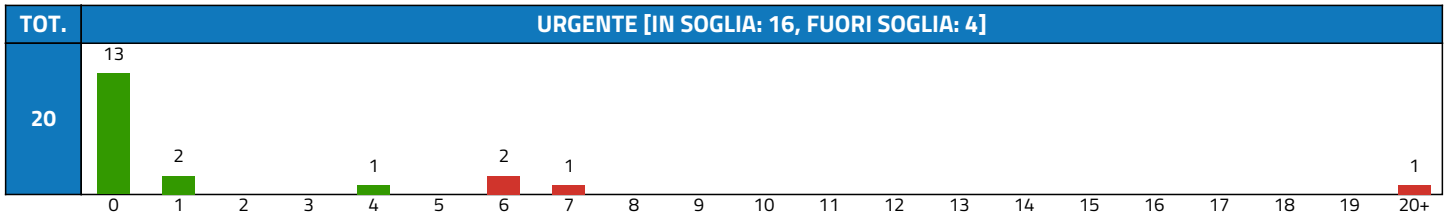
89.7B.8 - PRIMA VISITA OTORINOLARINGOIATRICA

APP.	IN SOGLIA	FUORI	%	MEDIA	DEV.ST.	CRIT.	
9.050	8.637	413	95,44%	13	23	4,47	
CLASSE	APP.	IN SOGLIA	FUORI	%	MEDIA	DEV.ST.	MAX
URGENTE	124	106	18	85,48%	3	10	106
BREVE	1.776	1.688	88	95,05%	5	7	79
DIFFERITA	3.573	3.303	270	92,44%	12	20	358
PROGRAMMATA	3.346	3.315	31	99,07%	17	28	215
NON INDICATA	231	225	6	97,40%	25	35	167



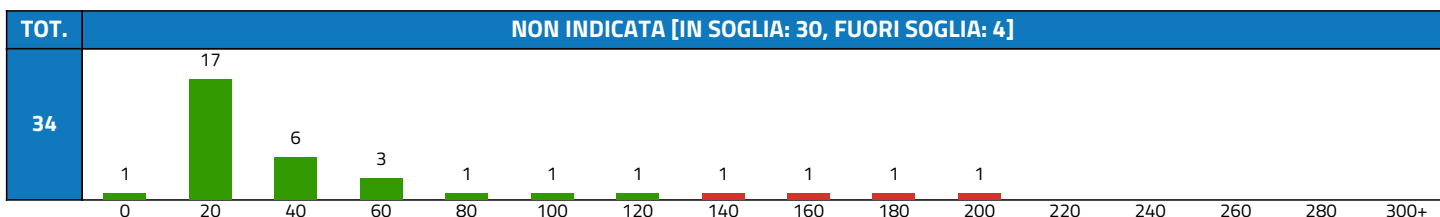
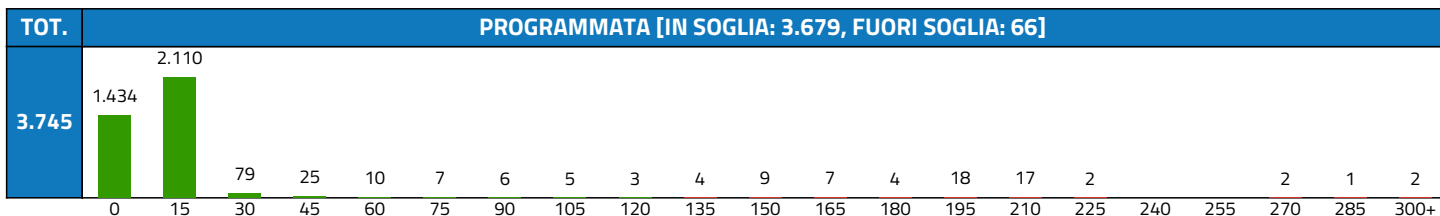
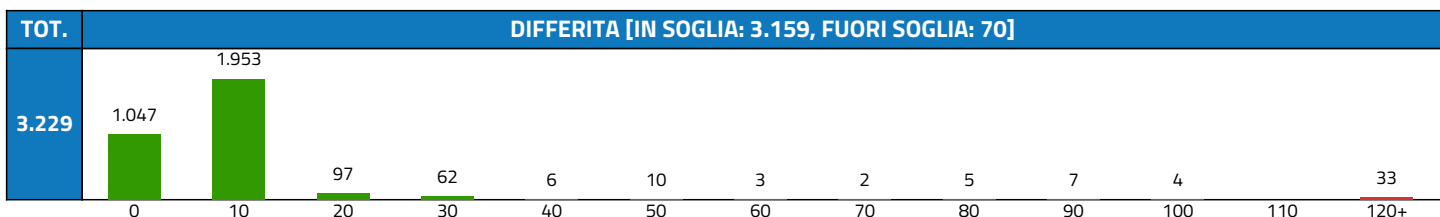
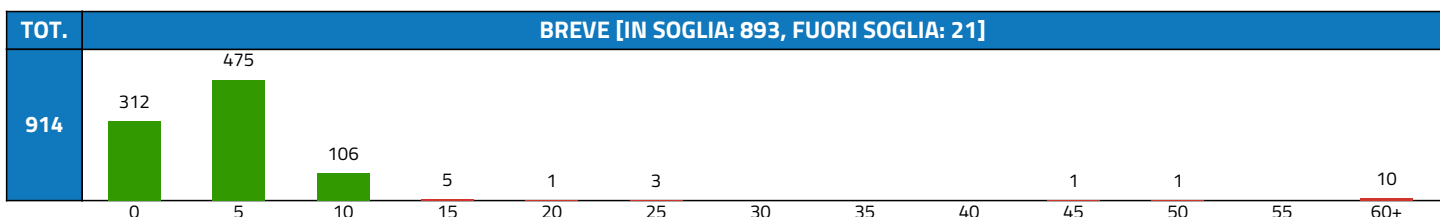
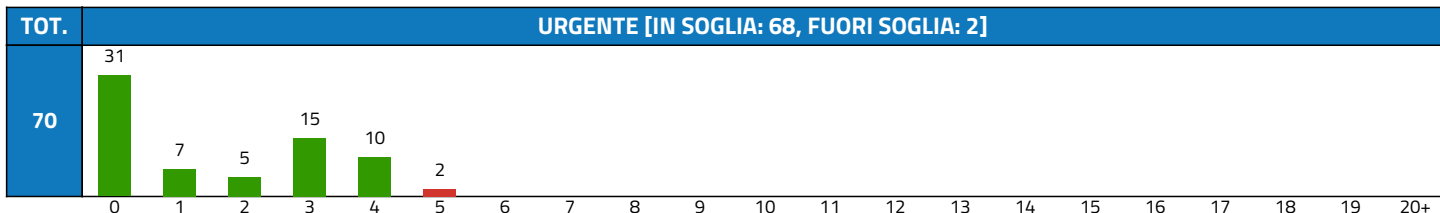
88.77.4 - ECOCOLORDOPPLER DEGLI ARTI INFERIORI ARTERIOSO E/O VENOSO

APP.	IN SOGLIA	FUORI	%	MEDIA	DEV.ST.	CRIT.	
2.654	2.154	500	81,16%	45	67	4,18	
CLASSE	APP.	IN SOGLIA	FUORI	%	MEDIA	DEV.ST.	MAX
URGENTE	20	16	4	80,00%	3	9	41
BREVE	838	800	38	95,47%	7	8	179
DIFFERITA	780	610	170	78,21%	38	43	259
PROGRAMMATA	1.002	722	280	72,06%	82	85	310
NON INDICATA	14	6	8	42,86%	139	102	243



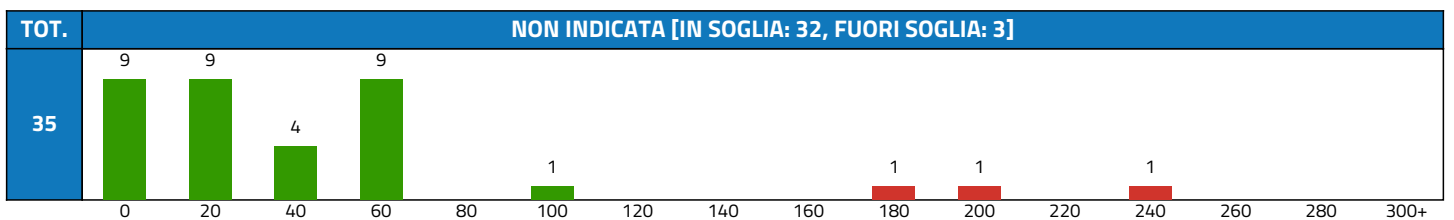

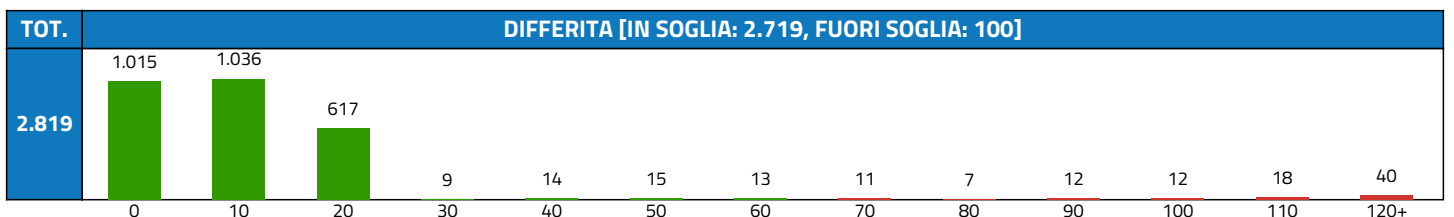
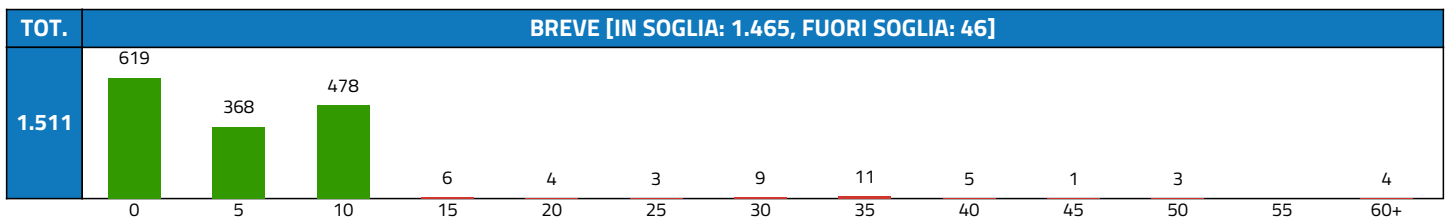
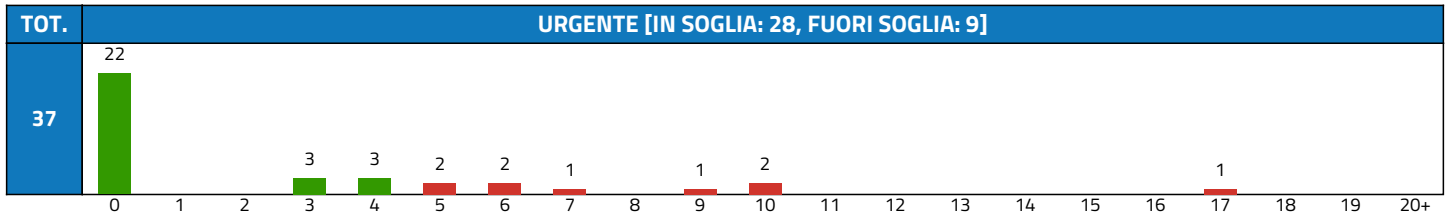
89.7B.2 - PRIMA VISITA DI MEDICINA FISICA E RIABILITAZIONE

APP.	IN SOGLIA	FUORI	%	MEDIA	DEV.ST.	CRIT.	
7.992	7.829	163	97,96%	6	23	4,18	
CLASSE	APP.	IN SOGLIA	FUORI	%	MEDIA	DEV.ST.	MAX
URGENTE	70	68	2	97,14%	2	2	5
BREVE	914	893	21	97,70%	4	19	200
DIFFERITA	3.229	3.159	70	97,83%	5	19	269
PROGRAMMATA	3.745	3.679	66	98,24%	6	26	321
NON INDICATA	34	30	4	88,24%	38	53	185



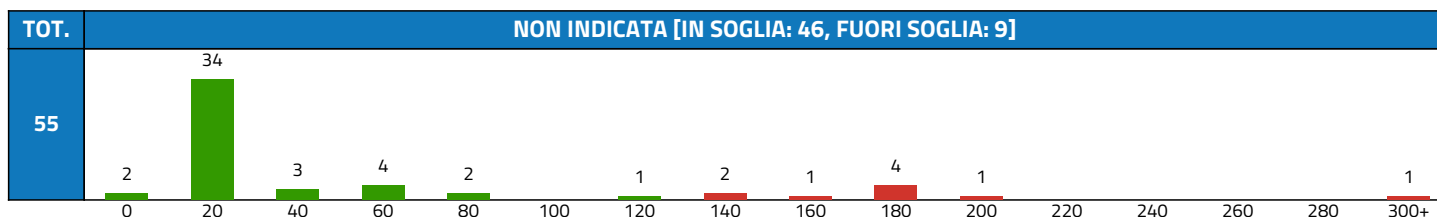

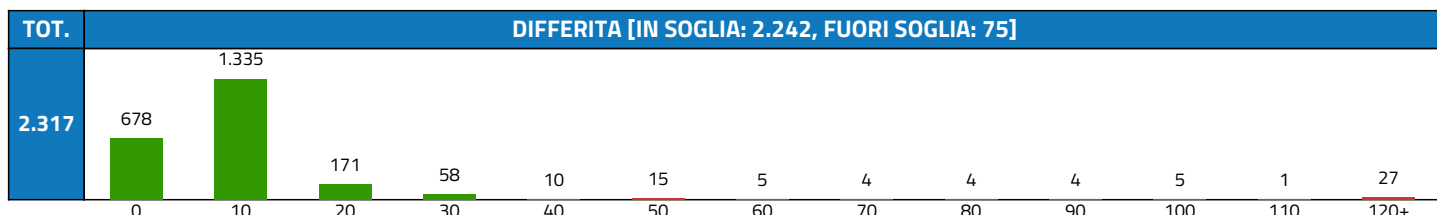

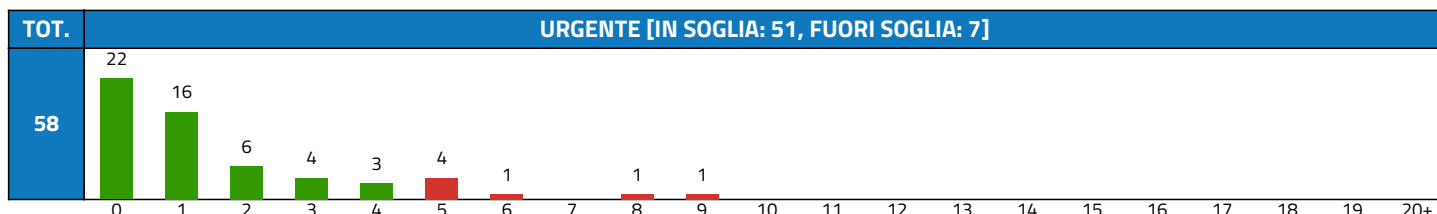
88.72.2 - ECO(COLOR)DOPPLERGRAFIA CARDIACA a riposo

APP.	IN SOGLIA	FUORI	%	MEDIA	DEV.ST.	CRIT.	
8.604	8.291	313	96,36%	15	37	3,68	
CLASSE	APP.	IN SOGLIA	FUORI	%	MEDIA	DEV.ST.	MAX
URGENTE	37	28	9	75,68%	3	4	17
BREVE	1.511	1.465	46	96,96%	4	7	121
DIFFERITA	2.819	2.719	100	96,45%	10	29	344
PROGRAMMATA	4.202	4.047	155	96,31%	23	46	357
NON INDICATA	35	32	3	91,43%	38	56	235



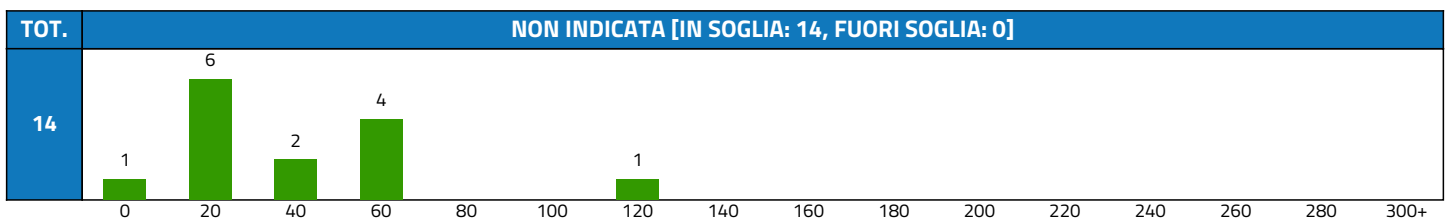
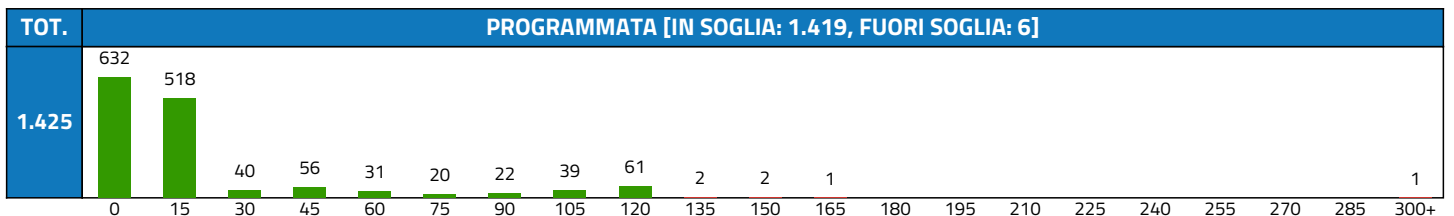
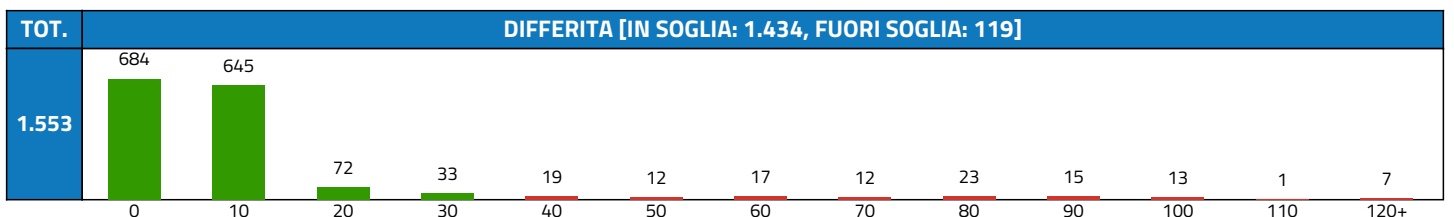
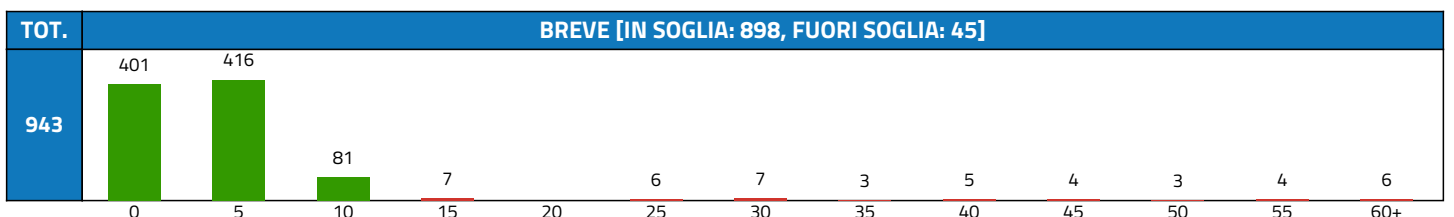

89.7C.2 - PRIMA VISITA UROLOGICA

APP.	IN SOGLIA	FUORI	%	MEDIA	DEV.ST.	CRIT.	
6.280	6.100	180	97,13%	8	27	3,41	
CLASSE	APP.	IN SOGLIA	FUORI	%	MEDIA	DEV.ST.	MAX
URGENTE	58	51	7	87,93%	2	2	9
BREVE	1.149	1.108	41	96,43%	3	7	76
DIFFERITA	2.317	2.242	75	96,76%	7	24	376
PROGRAMMATA	2.701	2.653	48	98,22%	10	32	460
NON INDICATA	55	46	9	83,64%	43	68	321



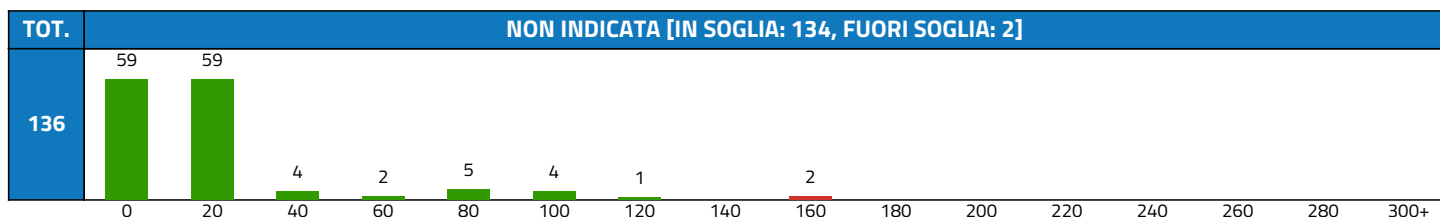

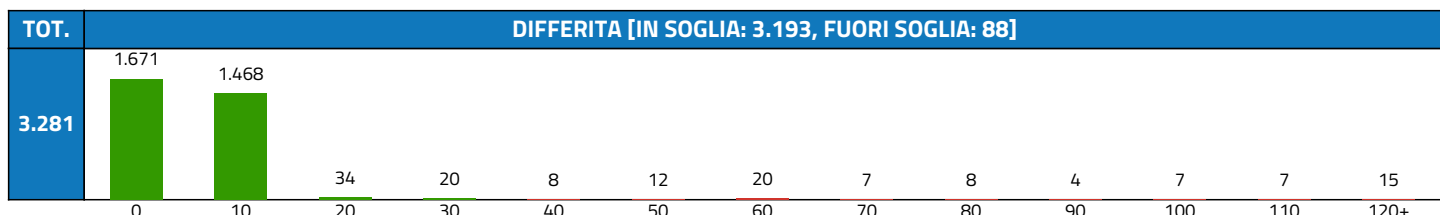
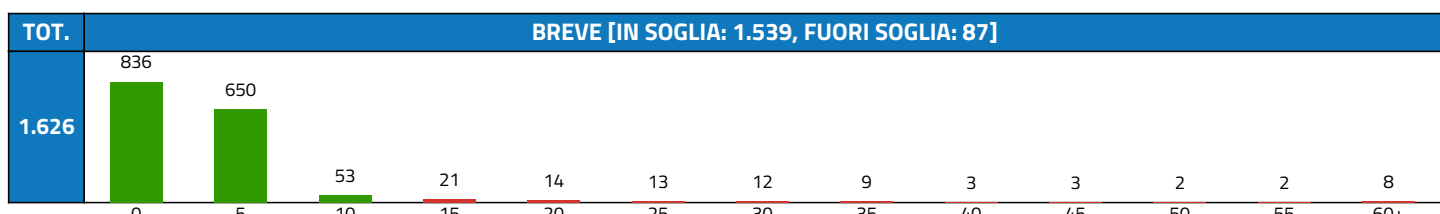
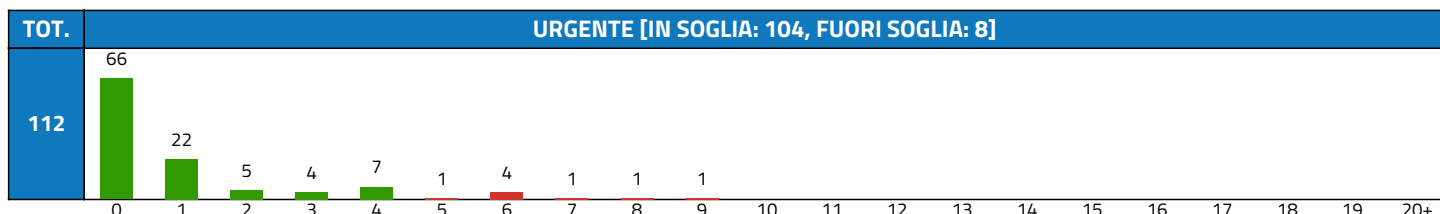
89.7B.9 - PRIMA VISITA PNEUMOLOGICA

APP.	IN SOGLIA	FUORI	%	MEDIA	DEV.ST.	CRIT.	
3.996	3.819	177	95,57%	9	25	3,35	
CLASSE	APP.	IN SOGLIA	FUORI	%	MEDIA	DEV.ST.	MAX
URGENTE	61	54	7	88,52%	4	15	107
BREVE	943	898	45	95,23%	3	10	114
DIFFERITA	1.553	1.434	119	92,34%	8	21	201
PROGRAMMATA	1.425	1.419	6	99,58%	15	33	450
NON INDICATA	14	14	0	100,00%	29	31	112



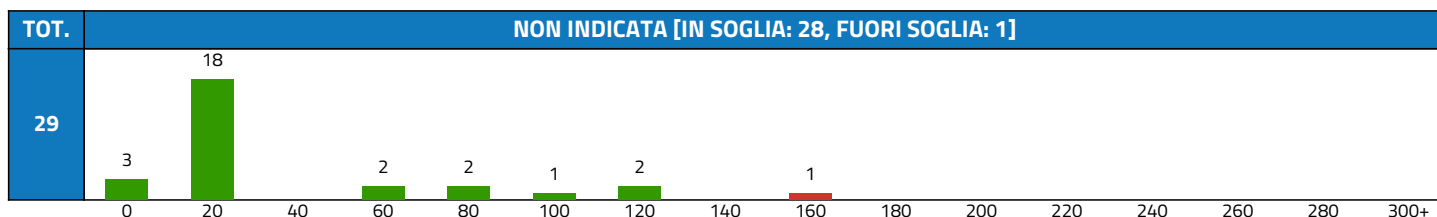
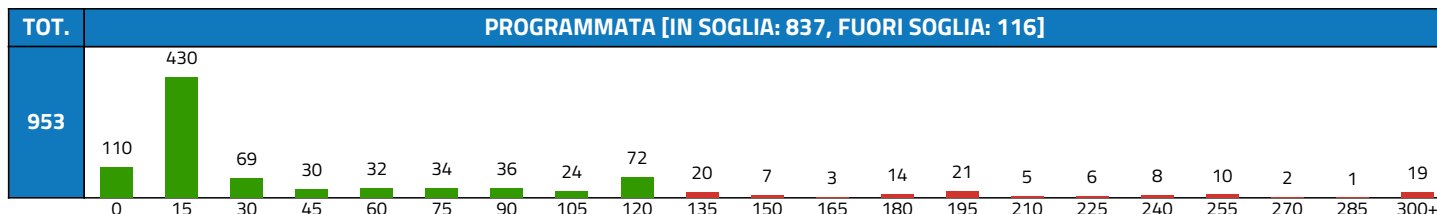
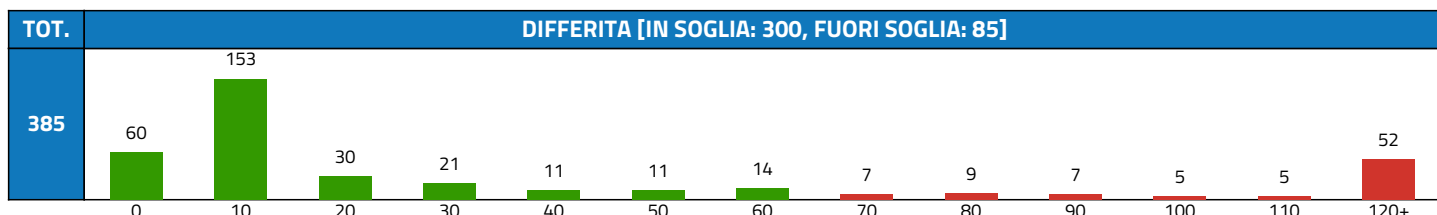
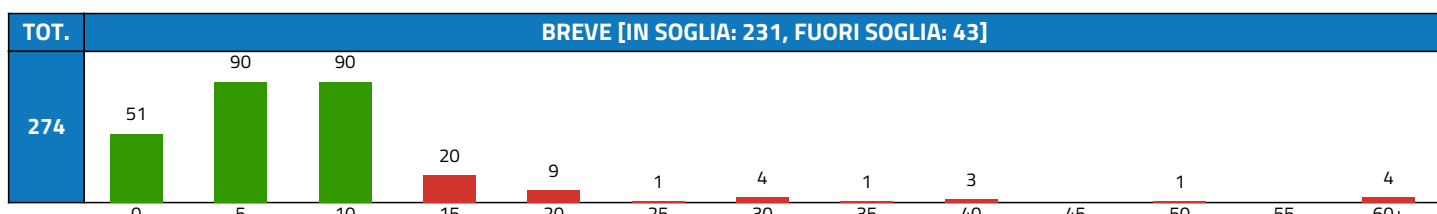
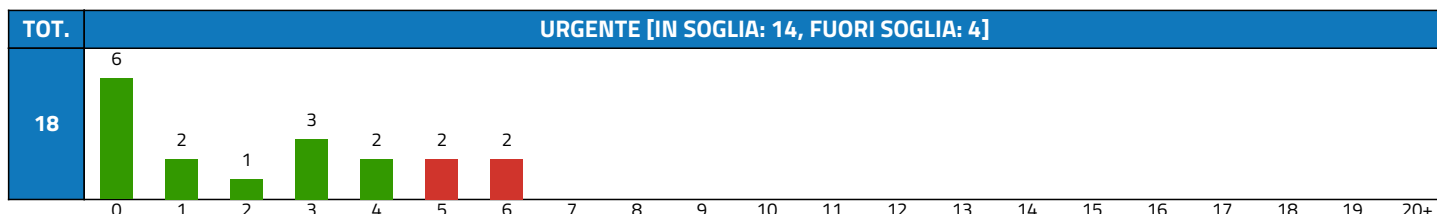
89.7B.7 - PRIMA VISITA ORTOPEDICA

APP.	IN SOGLIA	FUORI	%	MEDIA	DEV.ST.	CRIT.	
7.940	7.724	216	97,28%	4	16	3,22	
CLASSE	APP.	IN SOGLIA	FUORI	%	MEDIA	DEV.ST.	MAX
URGENTE	112	104	8	92,86%	1	2	9
BREVE	1.626	1.539	87	94,65%	2	8	149
DIFFERITA	3.281	3.193	88	97,32%	3	14	174
PROGRAMMATA	2.785	2.754	31	98,89%	5	21	306
NON INDICATA	136	134	2	98,53%	11	29	160



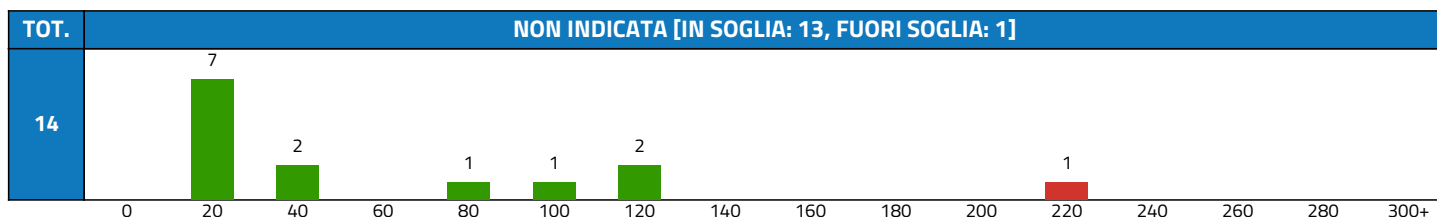
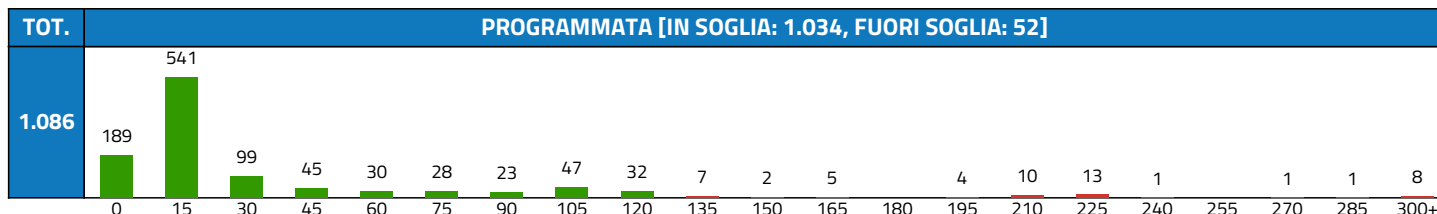
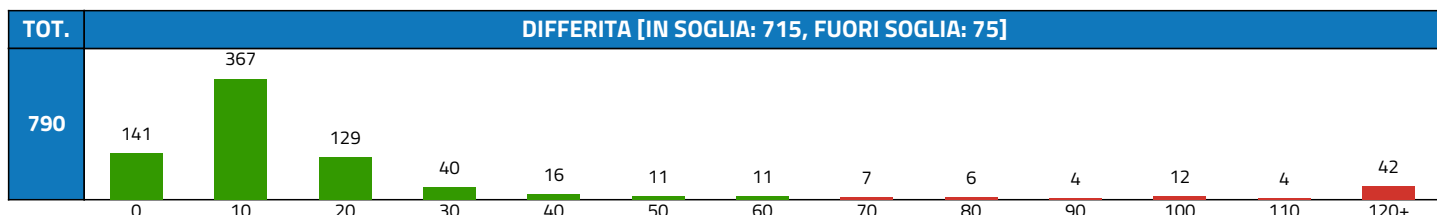
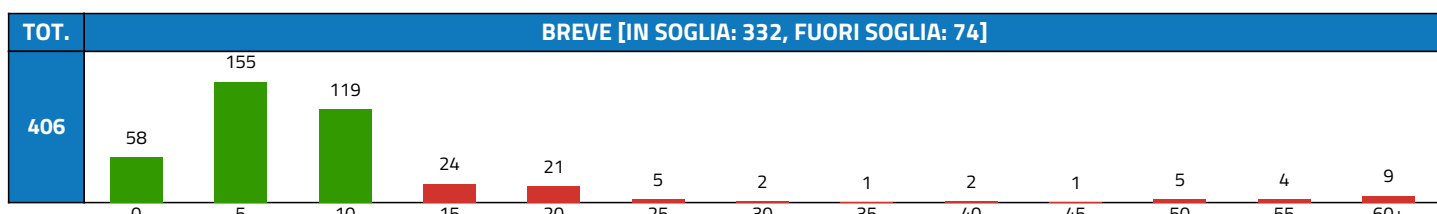
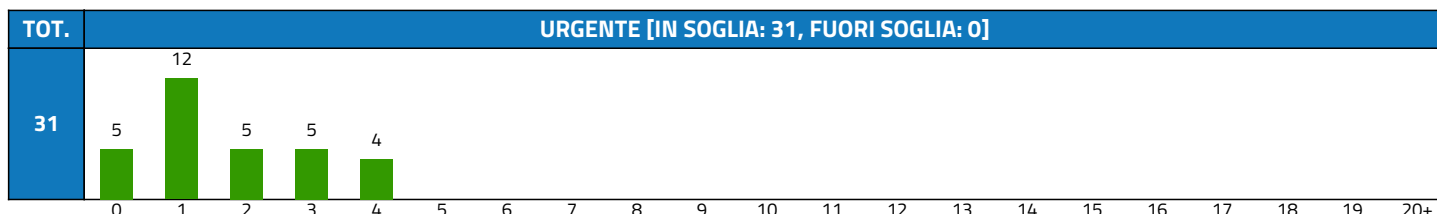
88.78.2 - ECOGRAFIA GINECOLOGICA CON SONDA TRANSVAGINALE O ADDOMINALE

APP.	IN SOGLIA	FUORI	%	MEDIA	DEV.ST.	CRIT.	
1.659	1.410	249	84,99%	39	66	2,96	
CLASSE	APP.	IN SOGLIA	FUORI	%	MEDIA	DEV.ST.	MAX
URGENTE	18	14	4	77,78%	2	2	6
BREVE	274	231	43	84,31%	8	20	190
DIFFERITA	385	300	85	77,92%	40	64	300
PROGRAMMATA	953	837	116	87,83%	48	73	399
NON INDICATA	29	28	1	96,55%	27	41	151



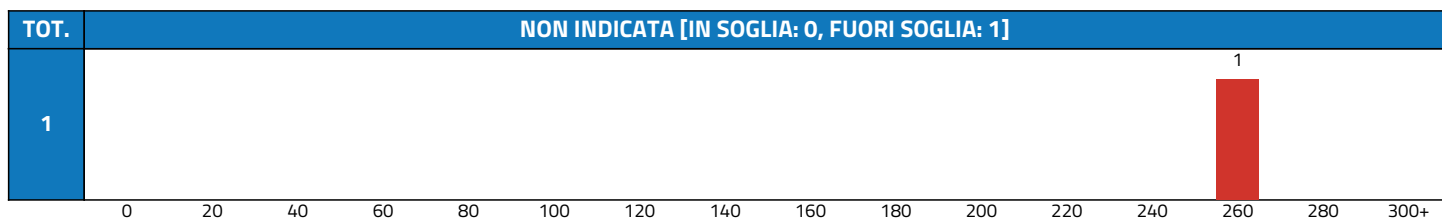
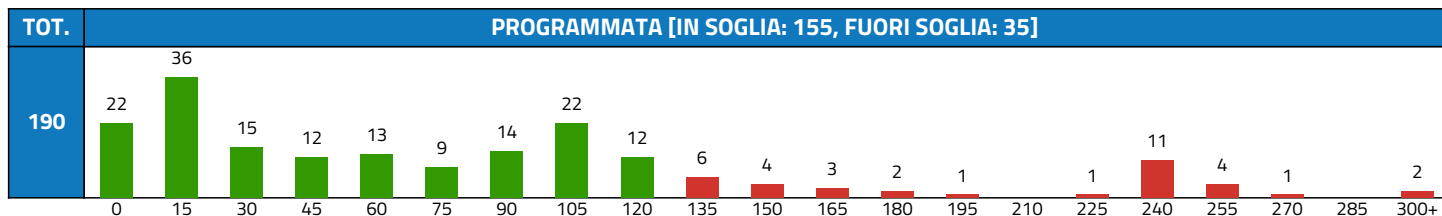
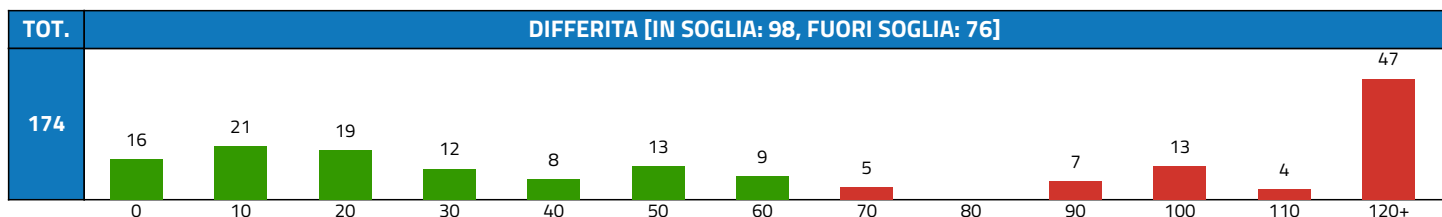
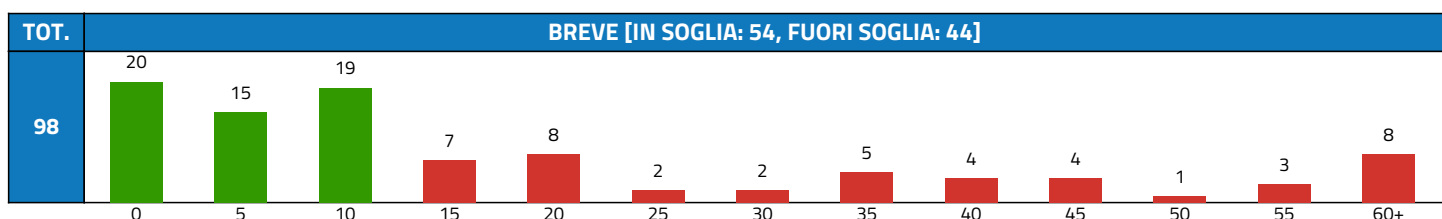

88.74.1 - ECOGRAFIA DELL'ADDOME SUPERIORE

APP.	IN SOGLIA	FUORI	%	MEDIA	DEV.ST.	CRIT.	
2.327	2.125	202	91,32%	22	46	2,94	
CLASSE	APP.	IN SOGLIA	FUORI	%	MEDIA	DEV.ST.	MAX
URGENTE	31	31	0	100,00%	2	1	4
BREVE	406	332	74	81,77%	9	18	258
DIFFERITA	790	715	75	90,51%	21	44	297
PROGRAMMATA	1.086	1.034	52	95,21%	29	54	466
NON INDICATA	14	13	1	92,86%	48	57	207



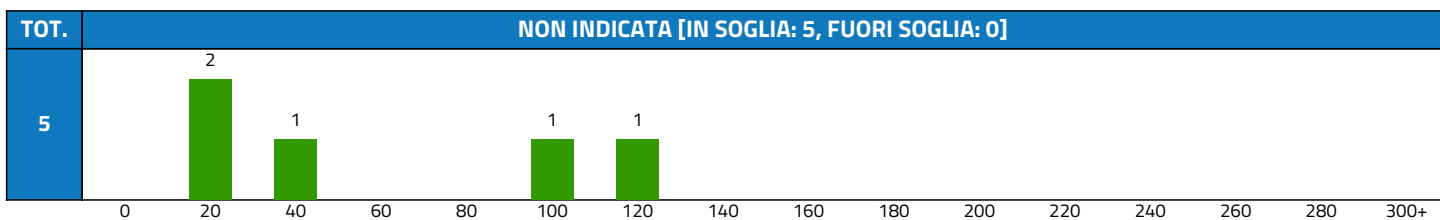
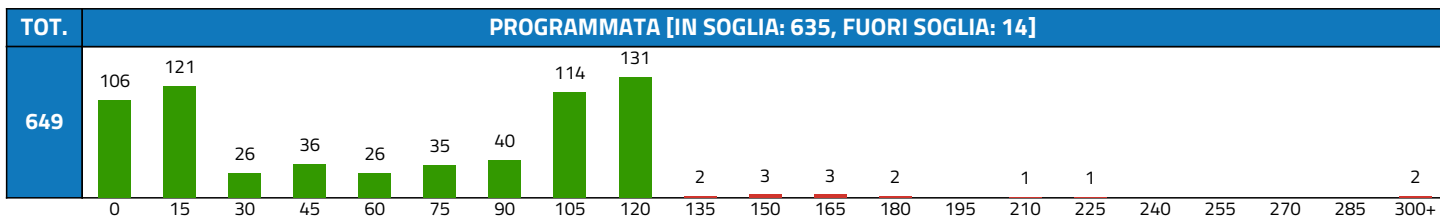
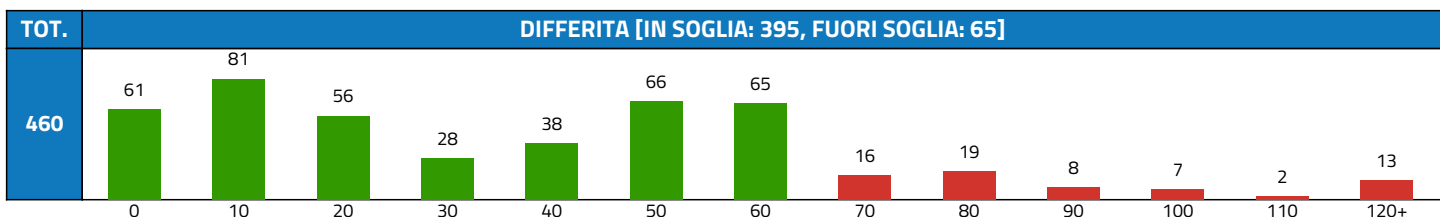
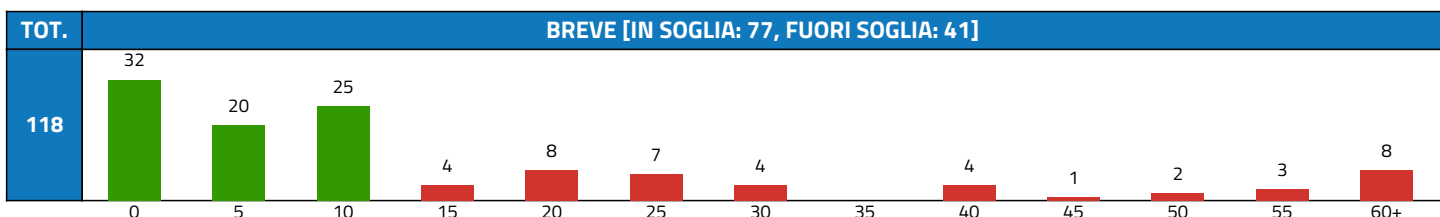

88.94.A - RM DEL BACINO

APP.	IN SOGLIA	FUORI	%	MEDIA	DEV.ST.	CRIT.	
465	307	158	66,02%	65	75	2,68	
CLASSE	APP.	IN SOGLIA	FUORI	%	MEDIA	DEV.ST.	MAX
URGENTE	2	0	2	0,00%	6	1	7
BREVE	98	54	44	55,10%	19	22	91
DIFFERITA	174	98	76	56,32%	81	84	328
PROGRAMMATA	190	155	35	81,58%	74	75	331
NON INDICATA	1	0	1	0,00%	242	0	242



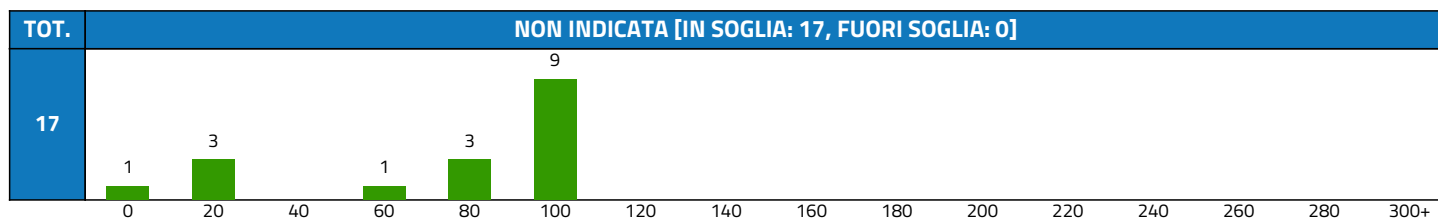
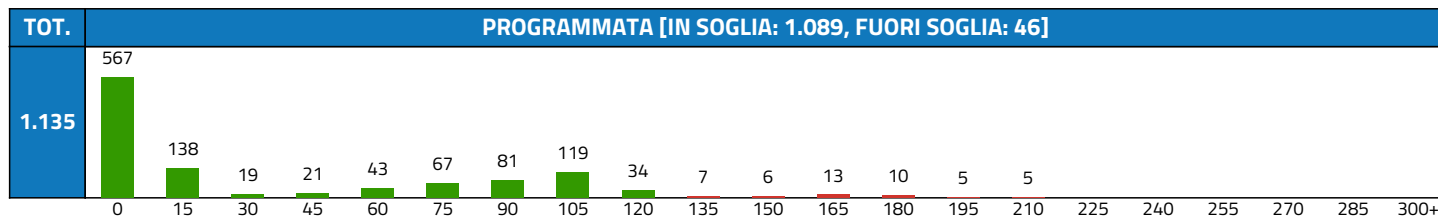
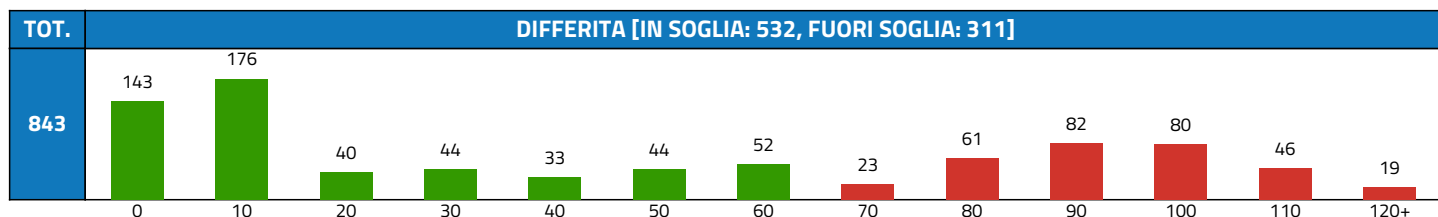
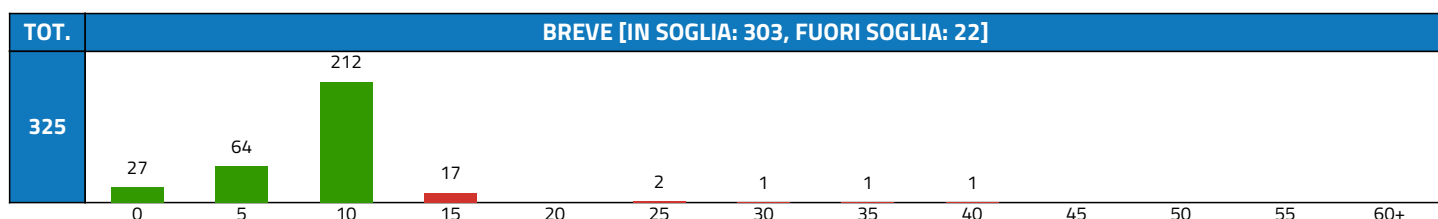

89.37.2 - SPIROMETRIA GLOBALE

APP.	IN SOGLIA	FUORI	%	MEDIA	DEV.ST.	CRIT.	
1.236	1.115	121	90,21%	46	45	1,91	
CLASSE	APP.	IN SOGLIA	FUORI	%	MEDIA	DEV.ST.	MAX
URGENTE	4	3	1	75,00%	27	46	107
BREVE	118	77	41	65,25%	16	24	114
DIFFERITA	460	395	65	85,87%	34	32	200
PROGRAMMATA	649	635	14	97,84%	59	51	442
NON INDICATA	5	5	0	100,00%	54	44	118



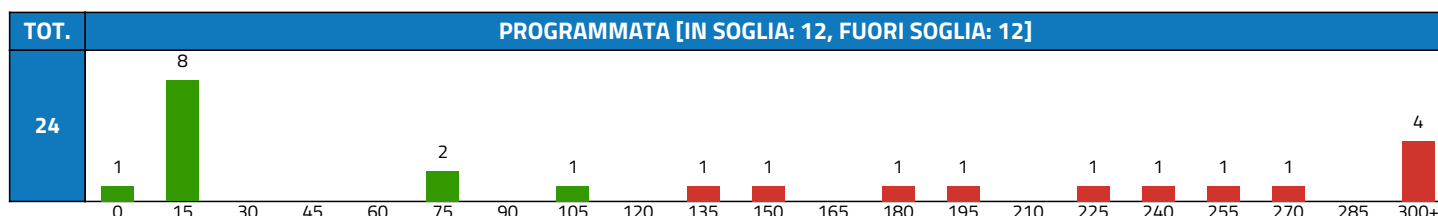
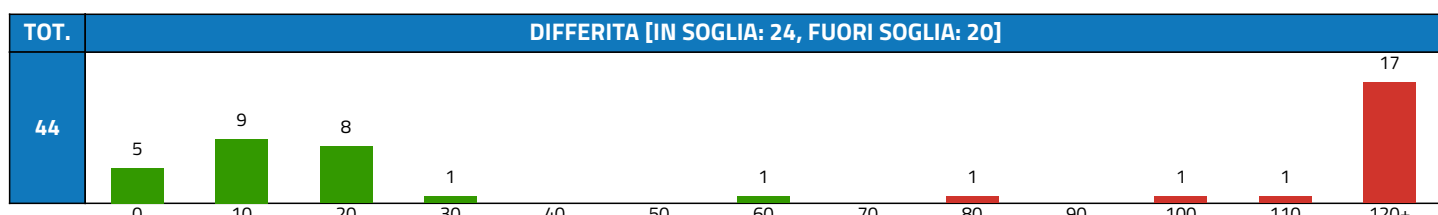
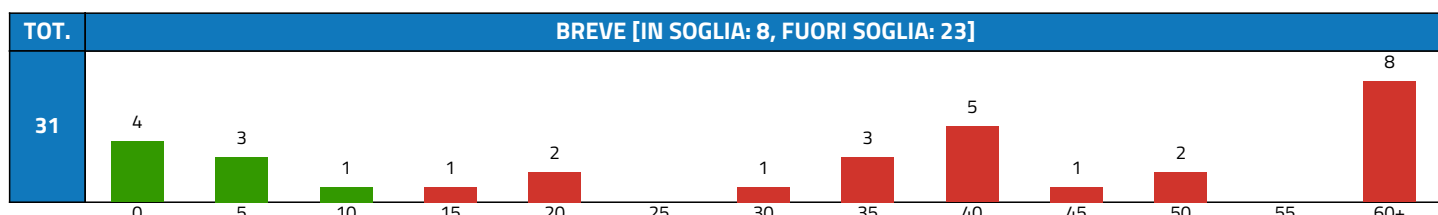
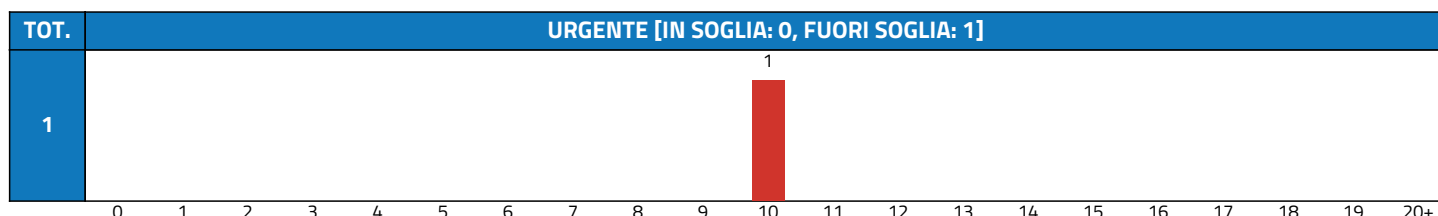
93.08.A - ELETTROMIOGRAFIA SEMPLICE [EMG] PER ARTO SUPERIORE

APP.	IN SOGLIA	FUORI	%	MEDIA	DEV.ST.	CRIT.	
2.323	1.942	381	83,60%	34	43	1,85	
CLASSE	APP.	IN SOGLIA	FUORI	%	MEDIA	DEV.ST.	MAX
URGENTE	3	1	2	33,33%	5	2	7
BREVE	325	303	22	93,23%	6	4	38
DIFFERITA	843	532	311	63,11%	43	40	215
PROGRAMMATA	1.135	1.089	46	95,95%	34	47	201
NON INDICATA	17	17	0	100,00%	65	36	98



88.95.1 - RM DELL'ADDOME SUPERIORE

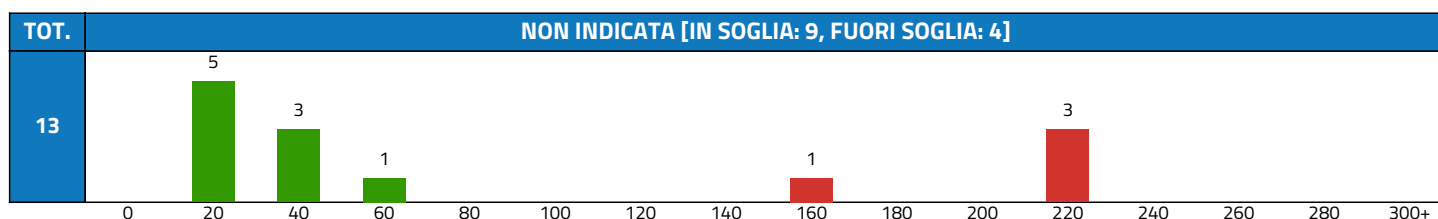

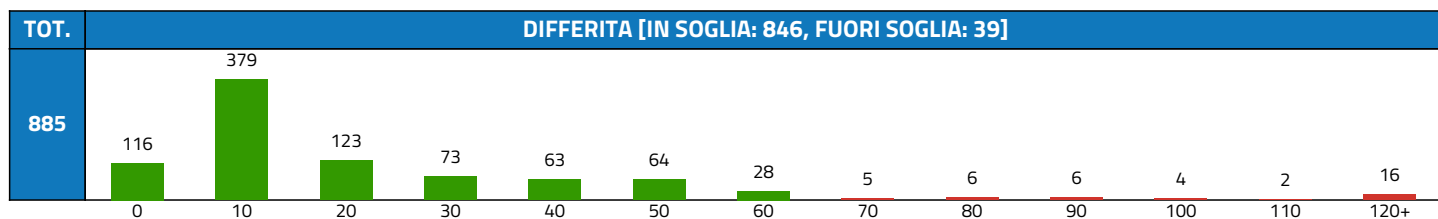
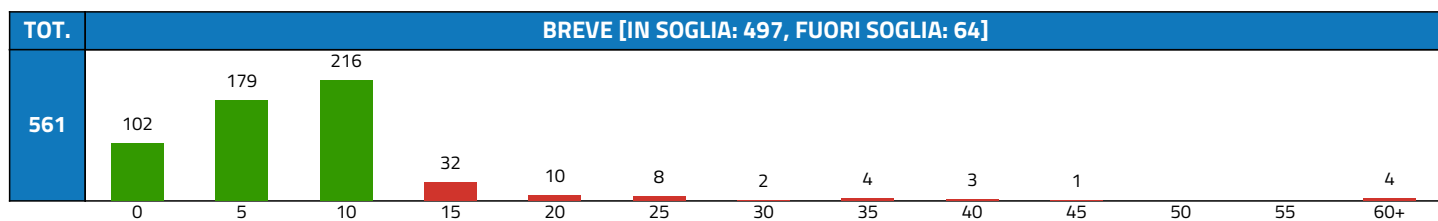

APP.	IN SOGLIA	FUORI	%	MEDIA	DEV.ST.	CRIT.	
100	44	56	44,00%	90	112	1,85	
CLASSE	APP.	IN SOGLIA	FUORI	%	MEDIA	DEV.ST.	MAX
URGENTE	1	0	1	0,00%	10	0	10
BREVE	31	8	23	25,81%	48	71	399
DIFFERITA	44	24	20	54,55%	97	117	426
PROGRAMMATA	24	12	12	50,00%	135	127	417



87.41 - TC DEL TORACE

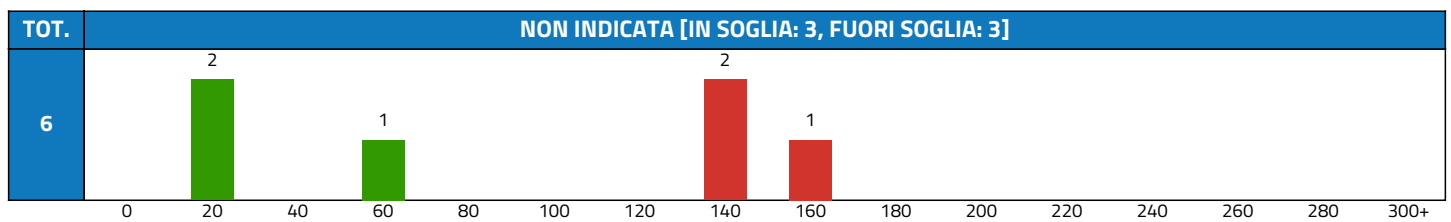
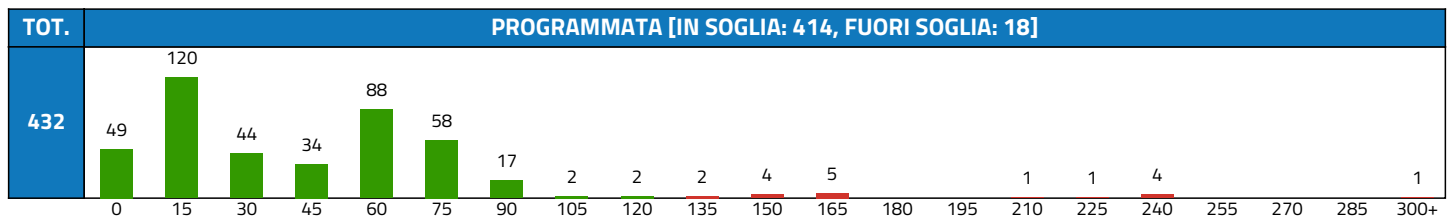
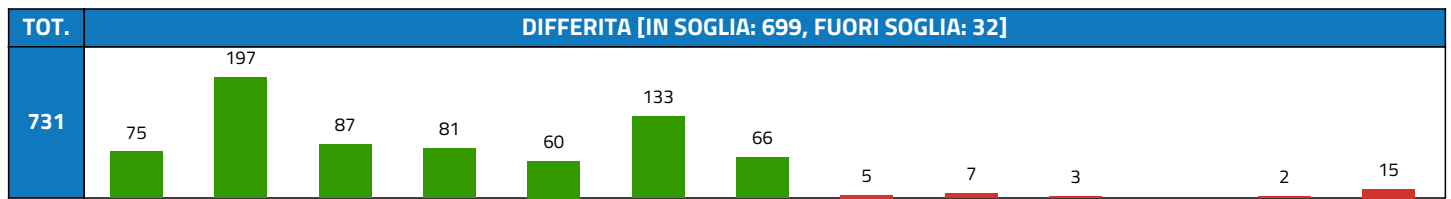
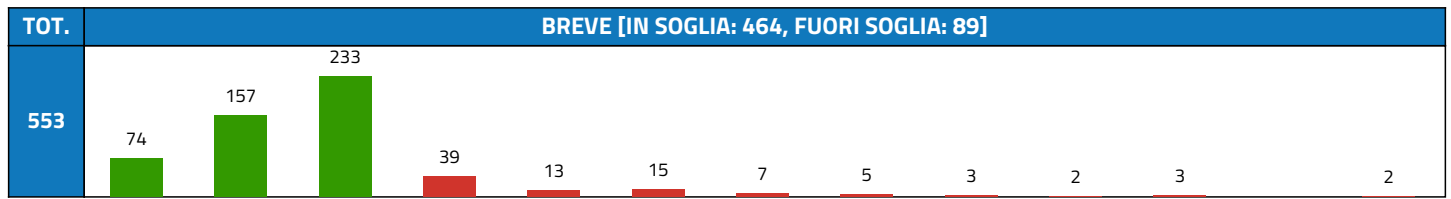
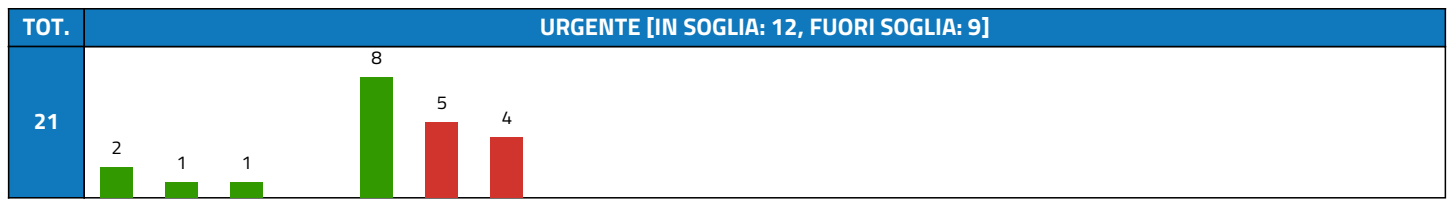
APP.	IN SOGLIA	FUORI	%	MEDIA	DEV.ST.	CRIT.	
2.258	2.116	142	93,71%	19	38	1,70	
CLASSE	APP.	IN SOGLIA	FUORI	%	MEDIA	DEV.ST.	MAX
URGENTE	38	27	11	71,05%	4	6	27
BREVE	561	497	64	88,59%	6	9	123
DIFFERITA	885	846	39	95,59%	18	27	310
PROGRAMMATA	761	737	24	96,85%	29	54	441
NON INDICATA	13	9	4	69,23%	70	84	212



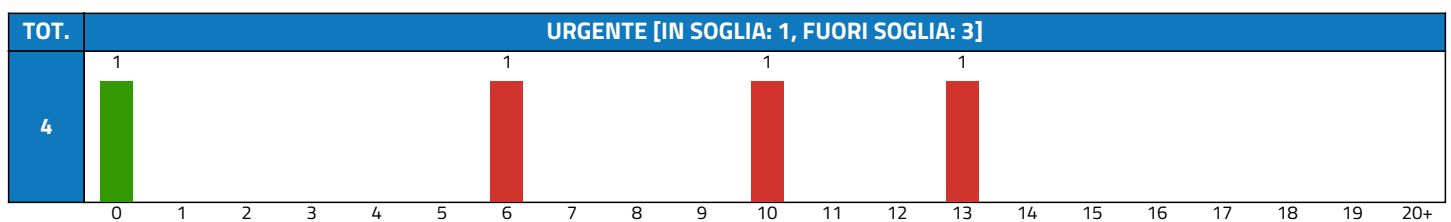


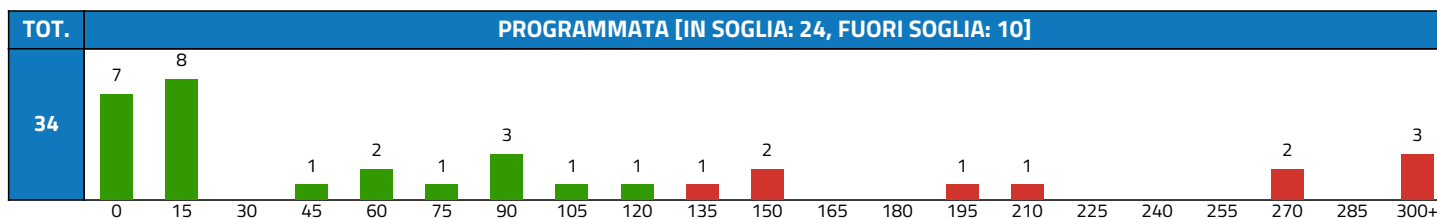
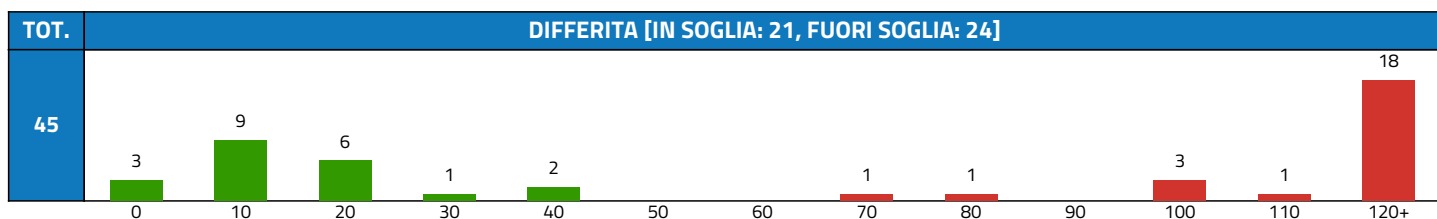
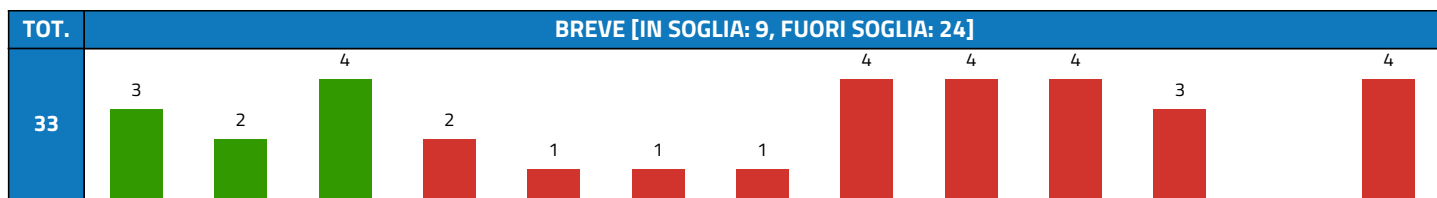
88.94.D - RM DEL GINOCCHIO							
APP.	IN SOGLIA	FUORI	%	MEDIA	DEV.ST.	CRIT.	
1.743	1.592	151	91,34%	24	33	1,53	
CLASSE	APP.	IN SOGLIA	FUORI	%	MEDIA	DEV.ST.	MAX
URGENTE	21	12	9	57,14%	4	2	6
BREVE	553	464	89	83,91%	7	8	63
DIFFERITA	731	699	32	95,62%	28	34	353
PROGRAMMATA	432	414	18	95,83%	38	41	291
NON INDICATA	6	3	3	50,00%	81	62	147



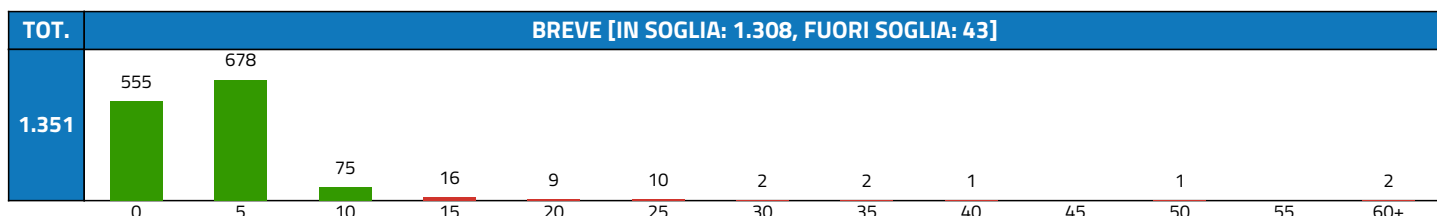
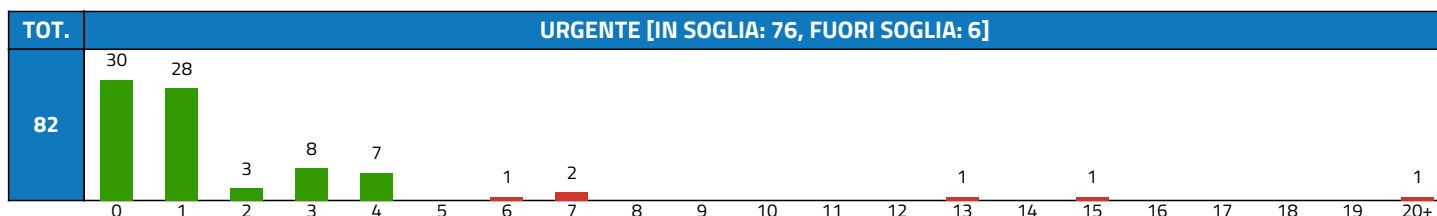


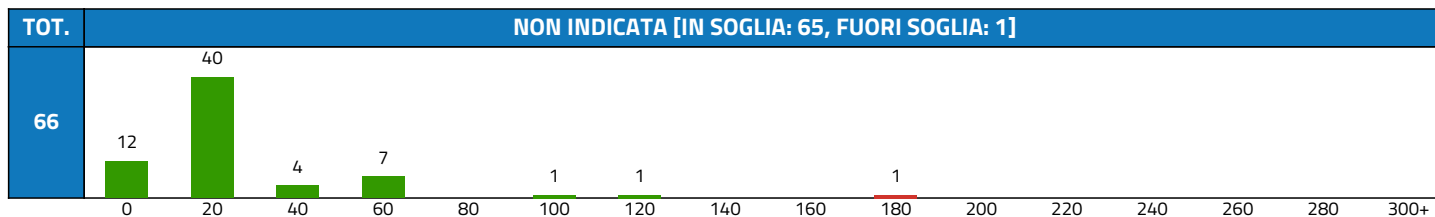
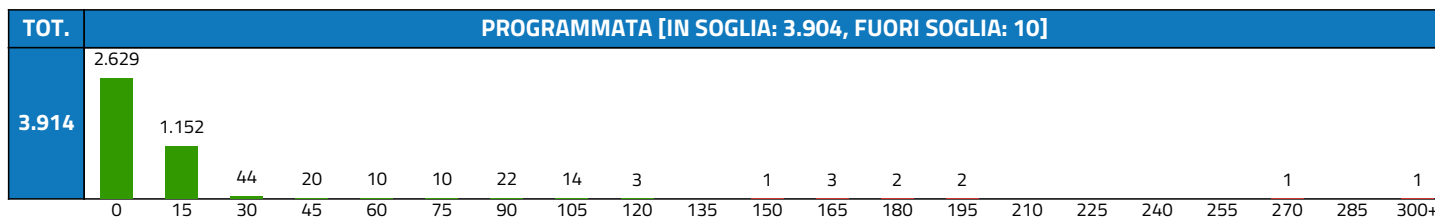
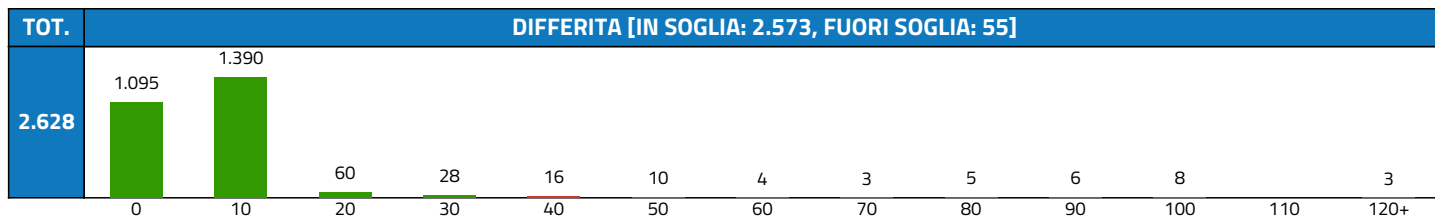
88.95.4 - RM DI ADDOME INFERIORE E SCAVO PELVICO							
APP.	IN SOGLIA	FUORI	%	MEDIA	DEV.ST.	CRIT.	
116	55	61	47,41%	75	97	1,37	
CLASSE	APP.	IN SOGLIA	FUORI	%	MEDIA	DEV.ST.	MAX
URGENTE	4	1	3	25,00%	7	5	13
BREVE	33	9	24	27,27%	31	24	116
DIFFERITA	45	21	24	46,67%	102	110	420
PROGRAMMATA	34	24	10	70,59%	91	110	403





89.13 - PRIMA VISITA NEUROLOGICA							
APP.	IN SOGLIA	FUORI	%	MEDIA	DEV.ST.	CRIT.	
8.041	7.926	115	98,57%	3	12	1,36	
CLASSE	APP.	IN SOGLIA	FUORI	%	MEDIA	DEV.ST.	MAX
URGENTE	82	76	6	92,68%	2	3	22
BREVE	1.351	1.308	43	96,82%	2	5	81
DIFFERITA	2.628	2.573	55	97,91%	3	11	180
PROGRAMMATA	3.914	3.904	10	99,74%	3	15	338
NON INDICATA	66	65	1	98,48%	15	28	163

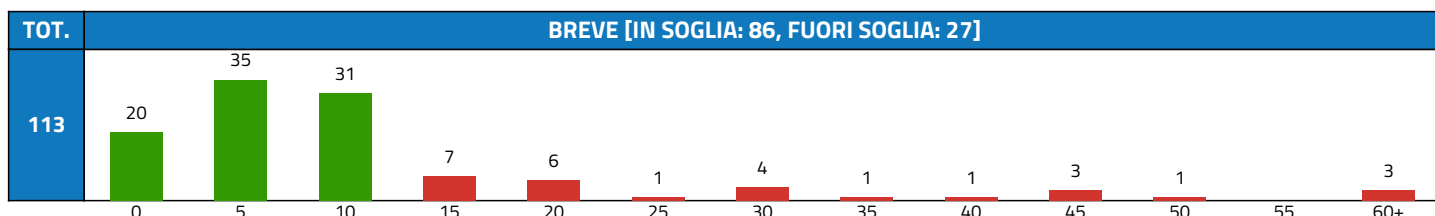



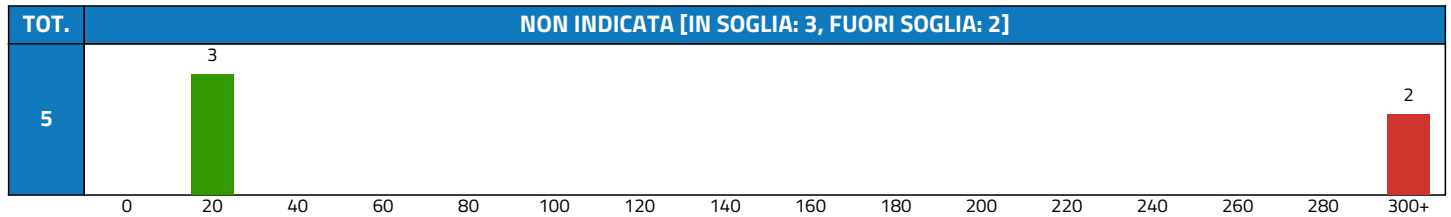
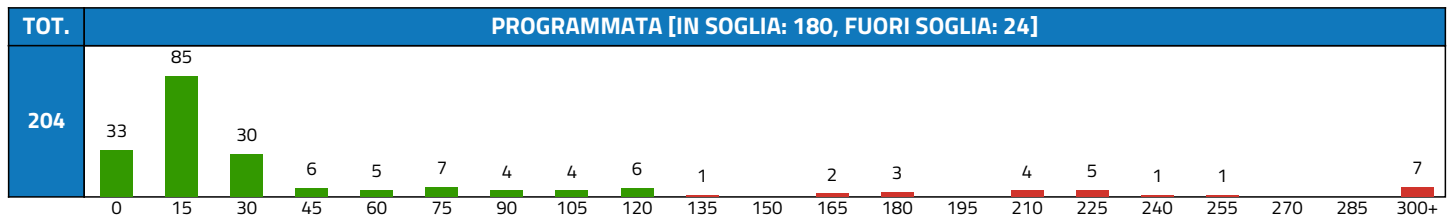
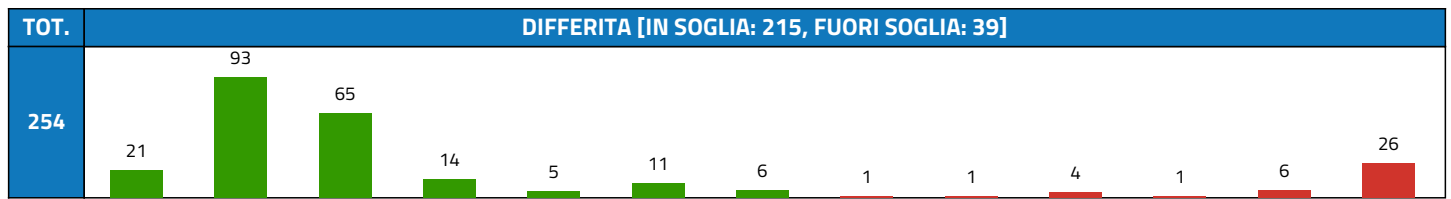


88.75.1 - ECOGRAFIA DELL'ADDOME INFERIORE

APP.	IN SOGLIA	FUORI	%	MEDIA	DEV.ST.	CRIT.
584	492	92	84,25%	33	63	1,35

CLASSE	APP.	IN SOGLIA	FUORI	%	MEDIA	DEV.ST.	MAX
URGENTE	8	8	0	100,00%	2	1	4
BREVE	113	86	27	76,11%	10	14	69
DIFFERITA	254	215	39	84,65%	34	55	270
PROGRAMMATA	204	180	24	88,24%	44	77	364
NON INDICATA	5	3	2	60,00%	132	160	351

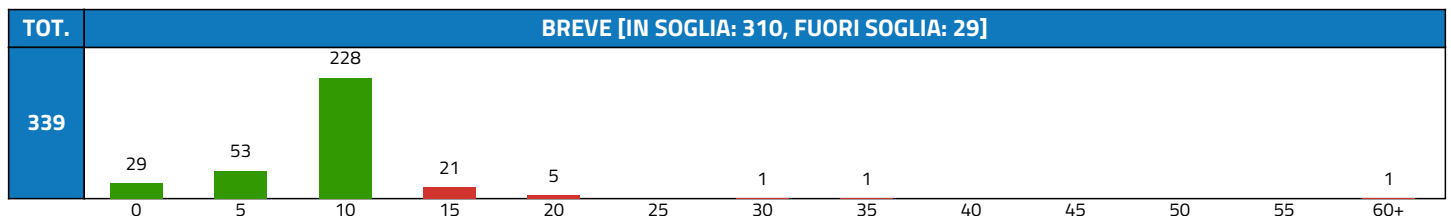



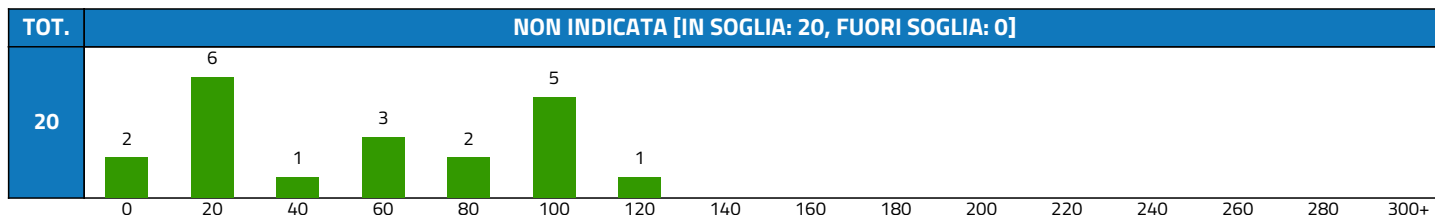
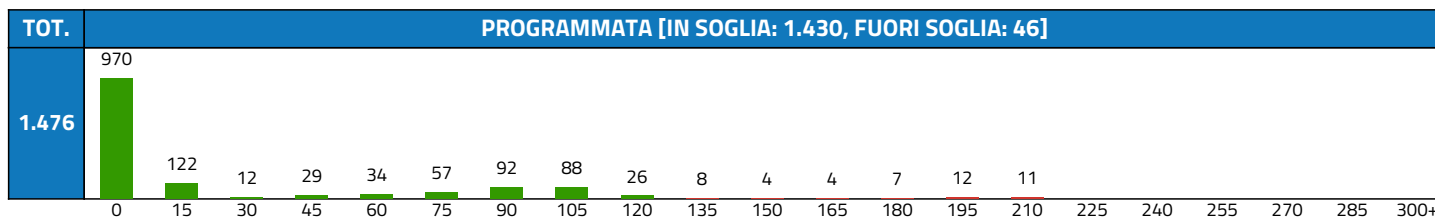
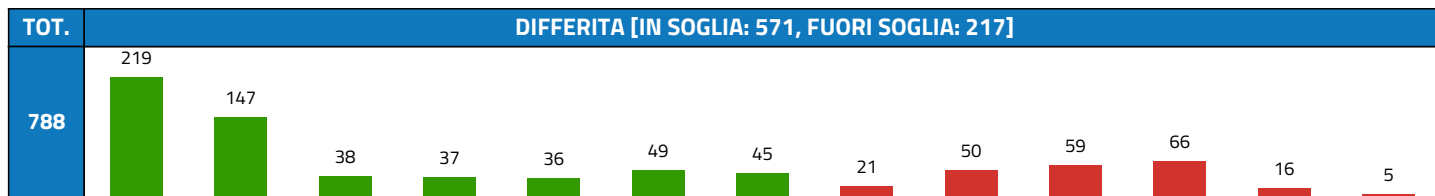


93.08.B - ELETTROMIOGRAFIA SEMPLICE [EMG] PER ARTO INFERIORE

APP.	IN SOGLIA	FUORI	%	MEDIA	DEV.ST.	CRIT.
2.625	2.332	293	88,84%	25	39	1,35

CLASSE	APP.	IN SOGLIA	FUORI	%	MEDIA	DEV.ST.	MAX
URGENTE	2	1	1	50,00%	4	3	7
BREVE	339	310	29	91,45%	7	5	58
DIFFERITA	788	571	217	72,46%	34	37	149
PROGRAMMATA	1.476	1.430	46	96,88%	24	43	204
NON INDICATA	20	20	0	100,00%	46	39	111

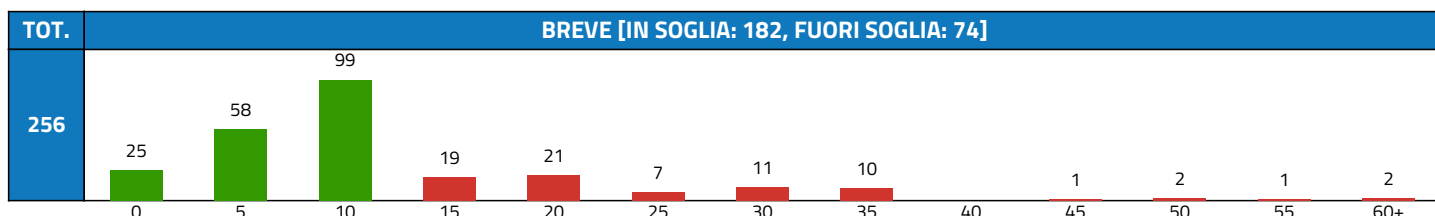



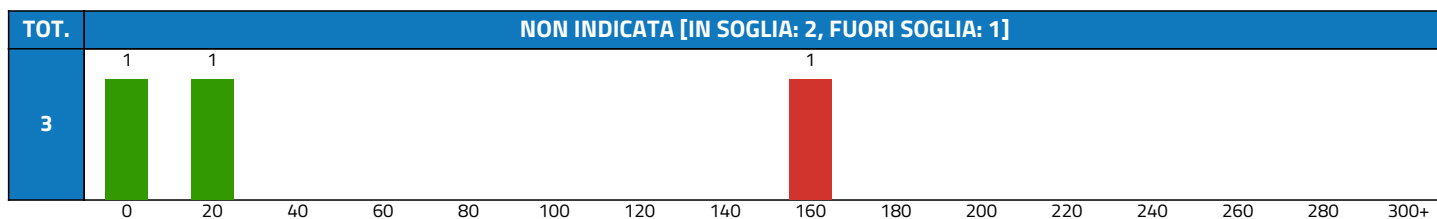
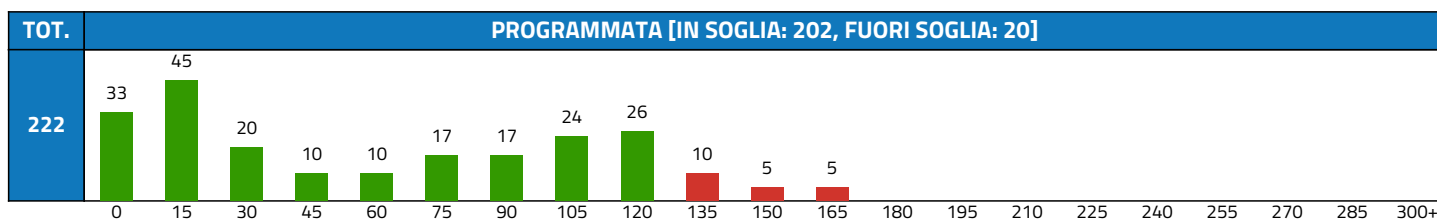
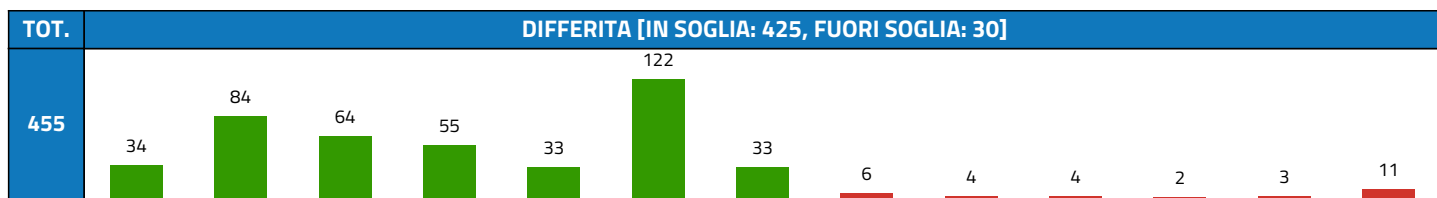


88.94.4 - RM DELLA SPALLA

APP.	IN SOGLIA	FUORI	%	MEDIA	DEV.ST.	CRIT.
943	814	129	86,32%	31	37	1,31

CLASSE	APP.	IN SOGLIA	FUORI	%	MEDIA	DEV.ST.	MAX
URGENTE	7	3	4	42,86%	4	2	6
BREVE	256	182	74	71,09%	10	11	67
DIFFERITA	455	425	30	93,41%	32	32	341
PROGRAMMATA	222	202	20	90,99%	55	49	163
NON INDICATA	3	2	1	66,67%	49	68	145

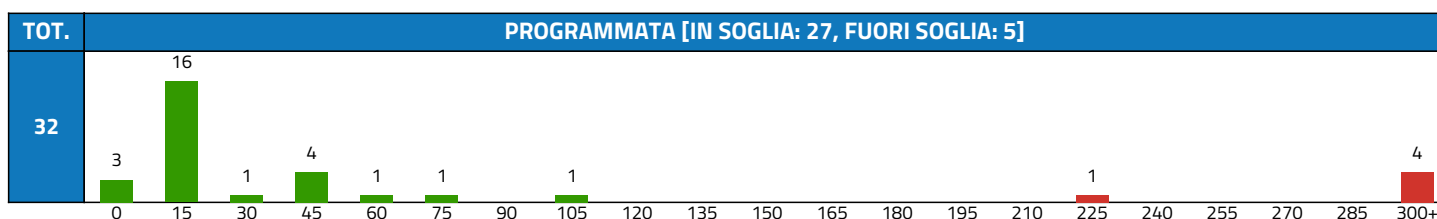
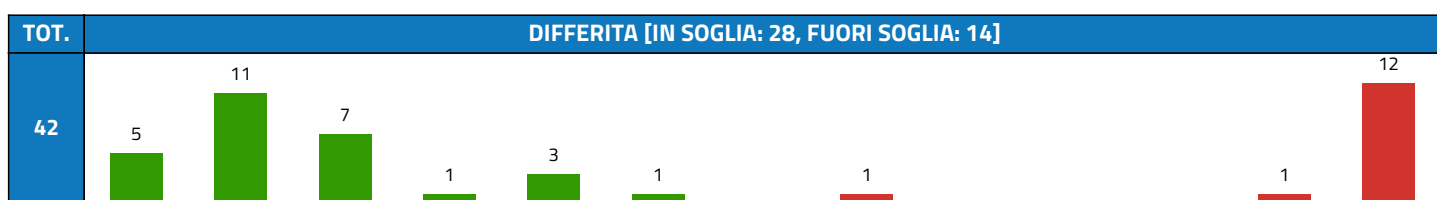
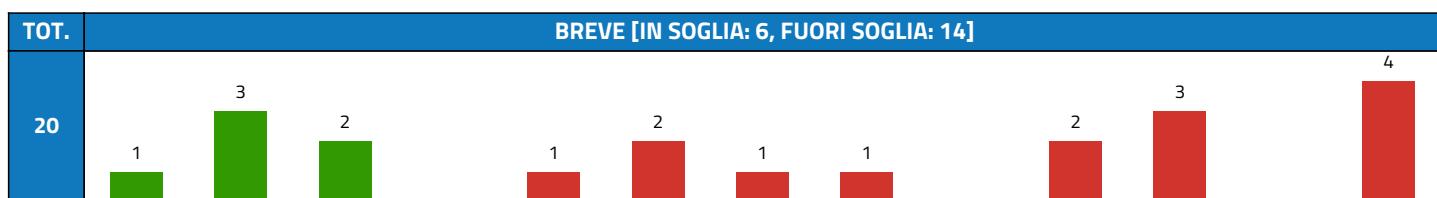


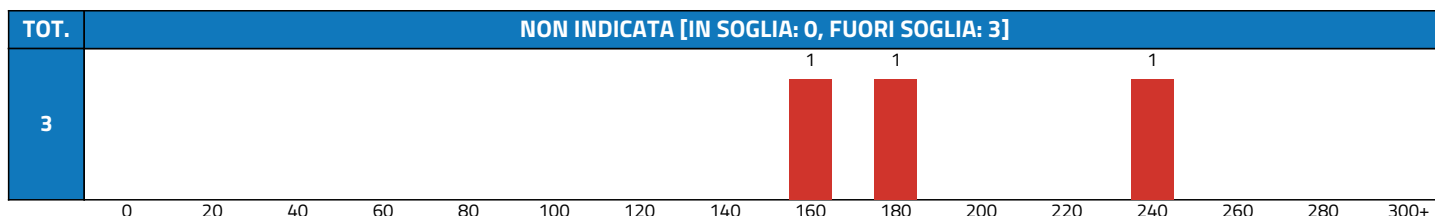


88.93.6 - RM DELLA COLONNA IN TOTALE

APP.	IN SOGLIA	FUORI	%	MEDIA	DEV.ST.	CRIT.
97	61	36	62,89%	67	103	0,95

CLASSE	APP.	IN SOGLIA	FUORI	%	MEDIA	DEV.ST.	MAX
BREVE	20	6	14	30,00%	33	28	112
DIFFERITA	42	28	14	66,67%	75	104	327
PROGRAMMATA	32	27	5	84,38%	68	124	460
NON INDICATA	3	0	3	0,00%	180	34	224


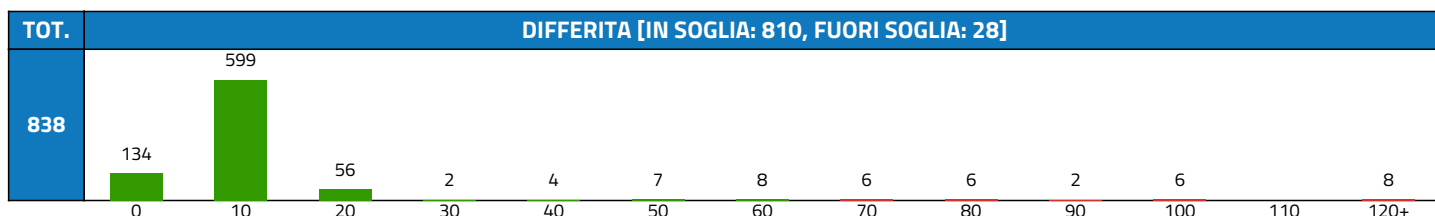
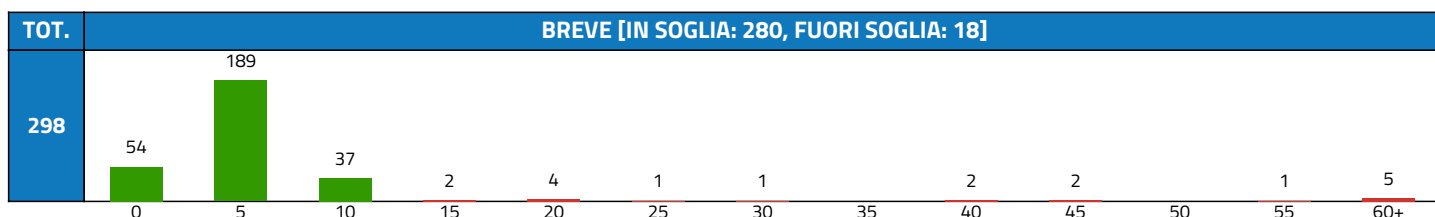



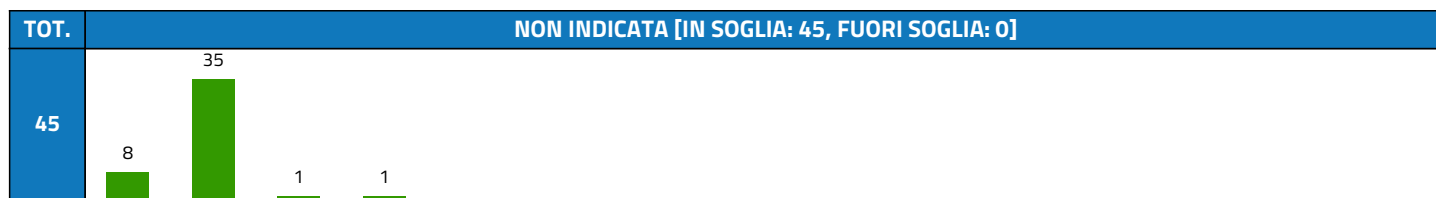


89.41 - TEST CARDIOVASCOLARE DA SFORZO CON CICLOERGOMETRO O CON PEDANA MOBILE

APP.	IN SOGLIA	FUORI	%	MEDIA	DEV.ST.	CRIT.
2.324	2.263	61	97,38%	10	27	0,87

CLASSE	APP.	IN SOGLIA	FUORI	%	MEDIA	DEV.ST.	MAX
URGENTE	2	2	0	100,00%	1	1	2
BREVE	298	280	18	93,96%	5	11	88
DIFFERITA	838	810	28	96,66%	7	22	285
PROGRAMMATA	1.141	1.126	15	98,69%	14	33	275
NON INDICATA	45	45	0	100,00%	4	8	42


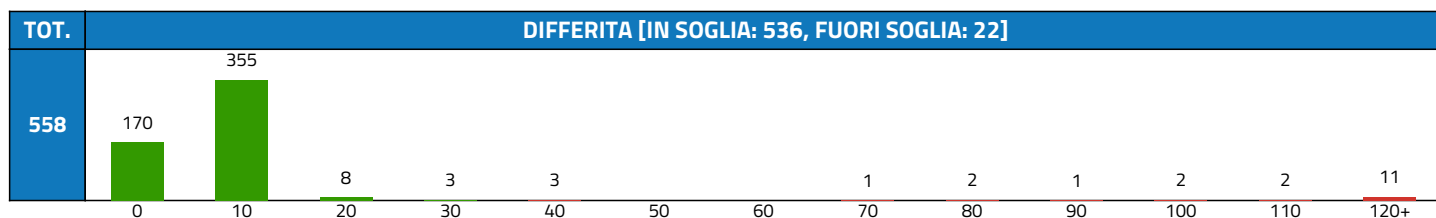
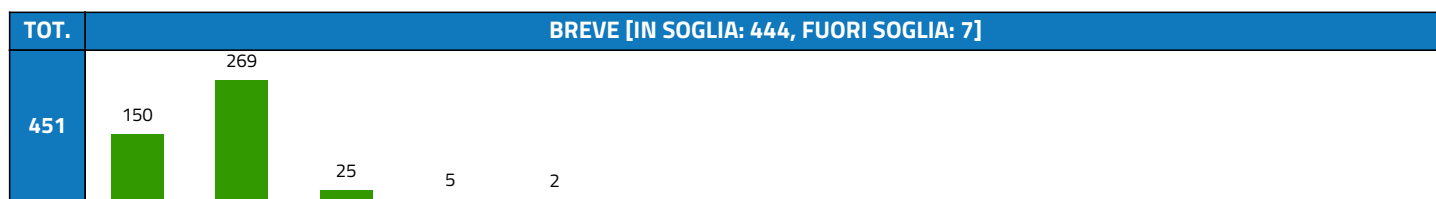



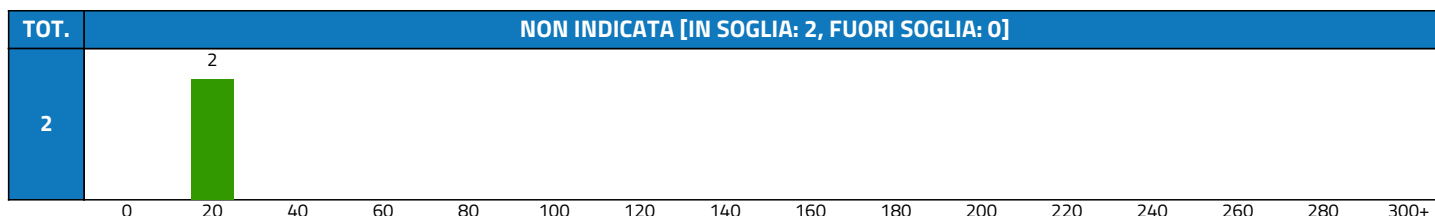


89.7A.6 - PRIMA VISITA CHIRURGICA VASCOLARE

APP.	IN SOGLIA	FUORI	%	MEDIA	DEV.ST.	CRIT.
1.557	1.518	39	97,50%	5	25	0,69

CLASSE	APP.	IN SOGLIA	FUORI	%	MEDIA	DEV.ST.	MAX
URGENTE	32	32	0	100,00%	1	1	4
BREVE	451	444	7	98,45%	2	2	19
DIFFERITA	558	536	22	96,06%	6	22	152
PROGRAMMATA	514	504	10	98,05%	8	37	272
NON INDICATA	2	2	0	100,00%	8	7	15

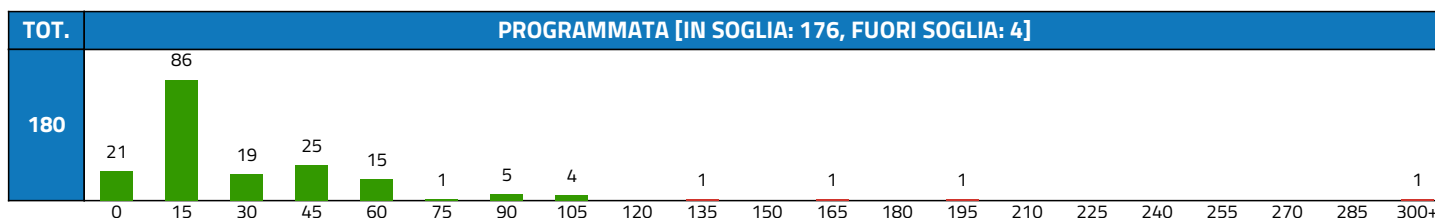
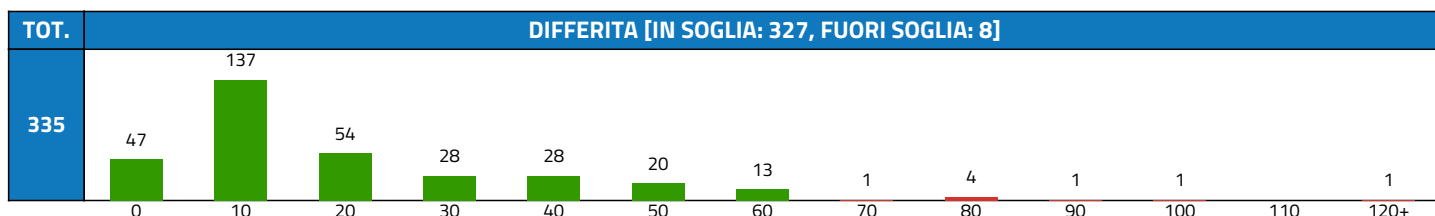
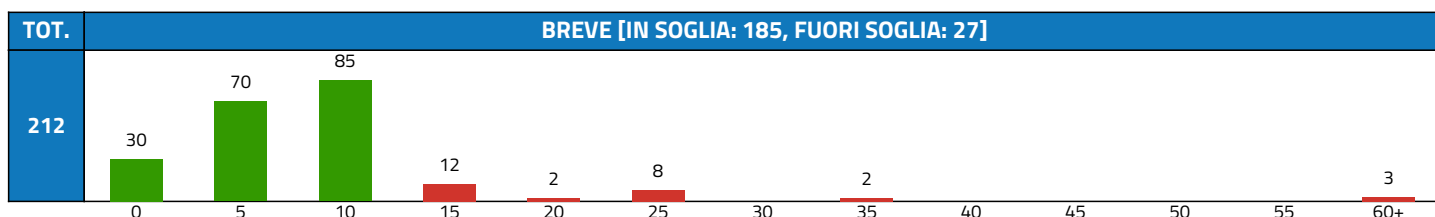
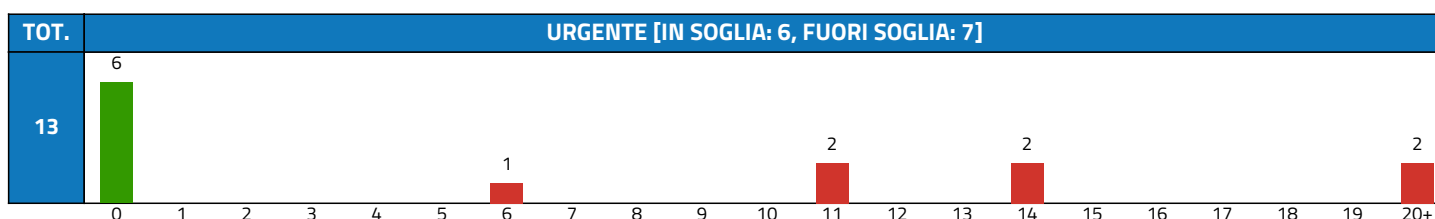


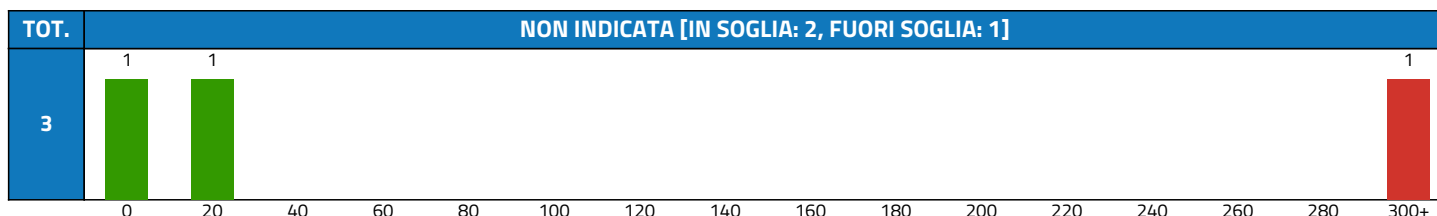


87.03 - TC CRANIO-ENCEFALO

APP.	IN SOGLIA	FUORI	%	MEDIA	DEV.ST.	CRIT.
743	696	47	93,67%	16	29	0,68

CLASSE	APP.	IN SOGLIA	FUORI	%	MEDIA	DEV.ST.	MAX
URGENTE	13	6	7	46,15%	8	9	26
BREVE	212	185	27	87,26%	7	11	112
DIFFERITA	335	327	8	97,61%	16	19	131
PROGRAMMATA	180	176	4	97,78%	25	42	420
NON INDICATA	3	2	1	66,67%	123	171	365

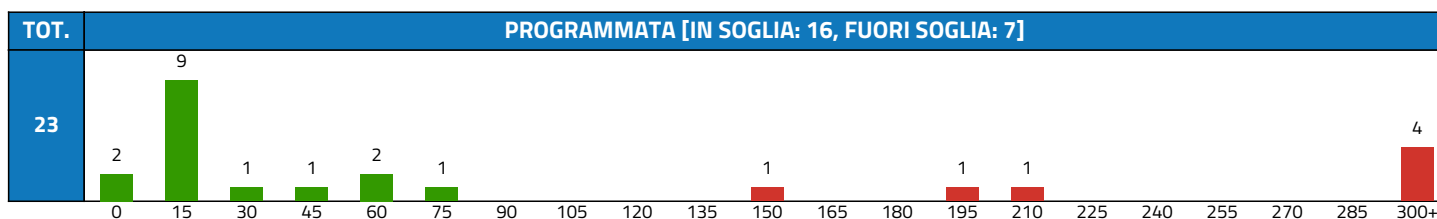
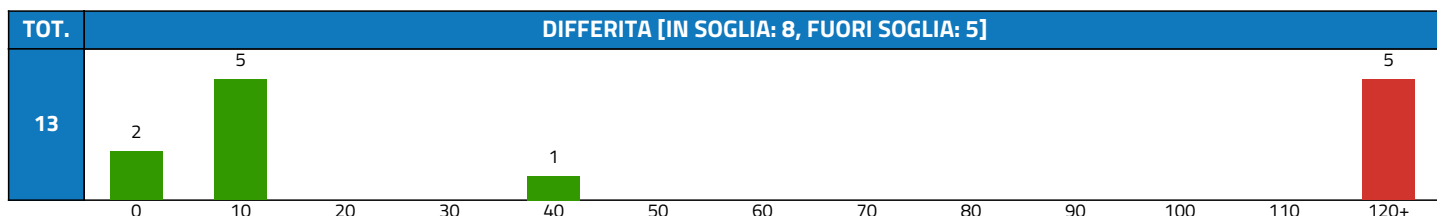
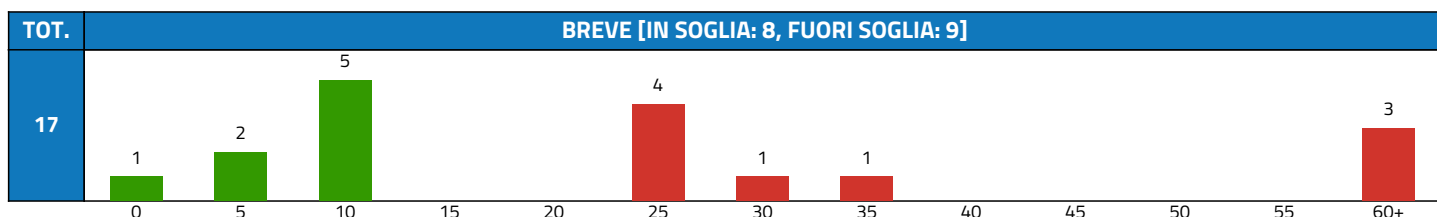
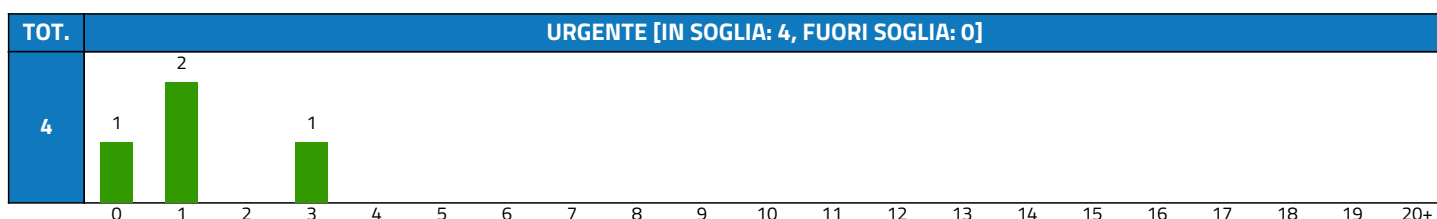




88.73.2 - ECOGRAFIA MONOLATERALE DELLA MAMMELLA

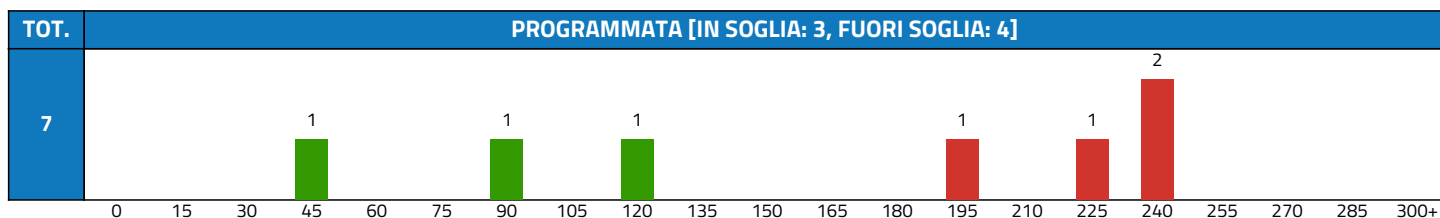
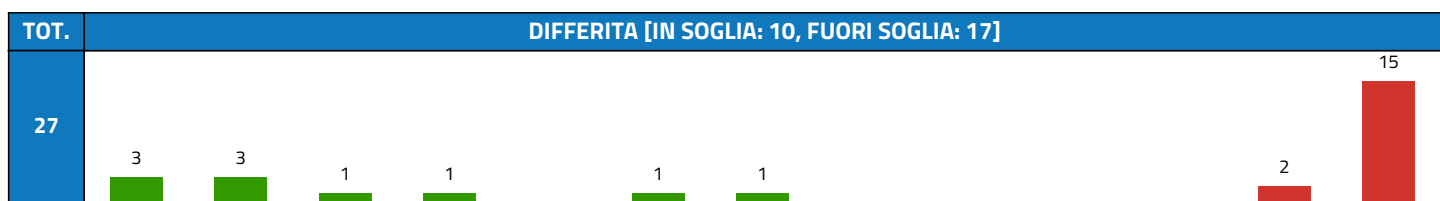
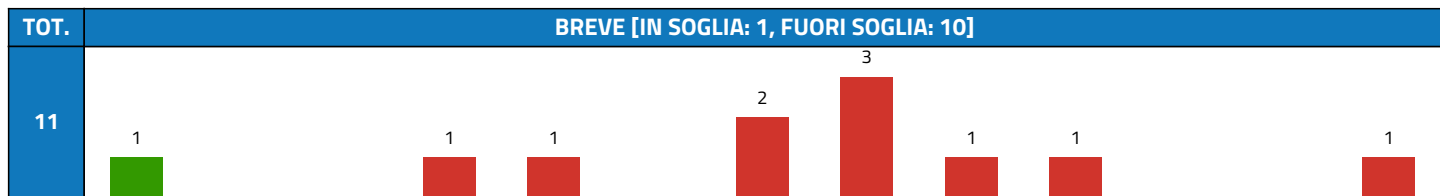
APP.	IN SOGLIA	FUORI	%	MEDIA	DEV.ST.	CRIT.
57	36	21	63,16%	98	227	0,65

CLASSE	APP.	IN SOGLIA	FUORI	%	MEDIA	DEV.ST.	MAX
URGENTE	4	4	0	100,00%	1	1	3
BREVE	17	8	9	47,06%	24	23	70
DIFFERITA	13	8	5	61,54%	85	103	267
PROGRAMMATA	23	16	7	69,57%	177	330	1.182



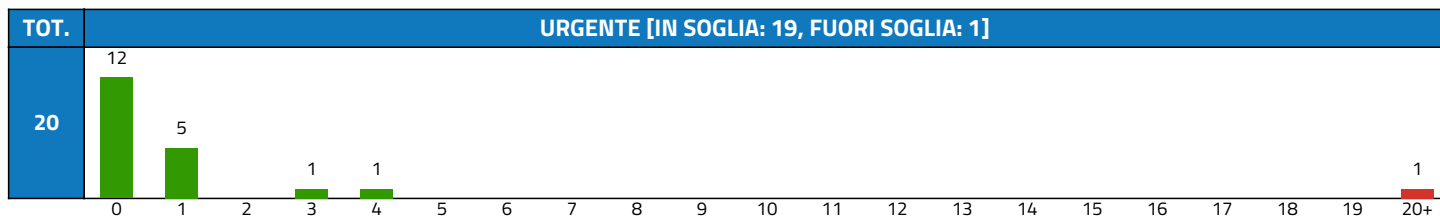
88.94.B - RM ARTICOLAZIONE COXOFEMORALE MONO E/O BILATERALE

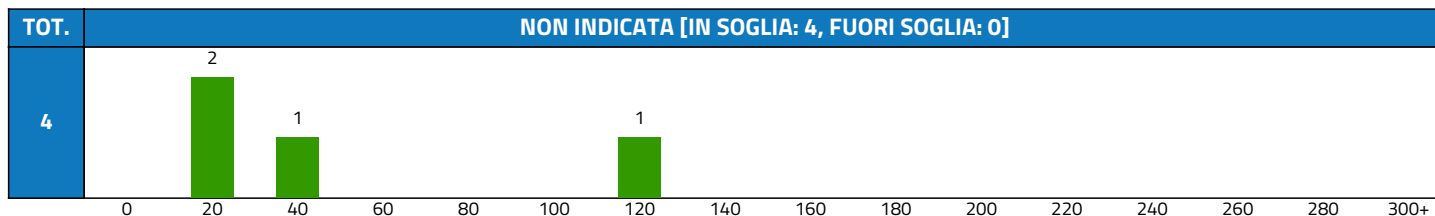
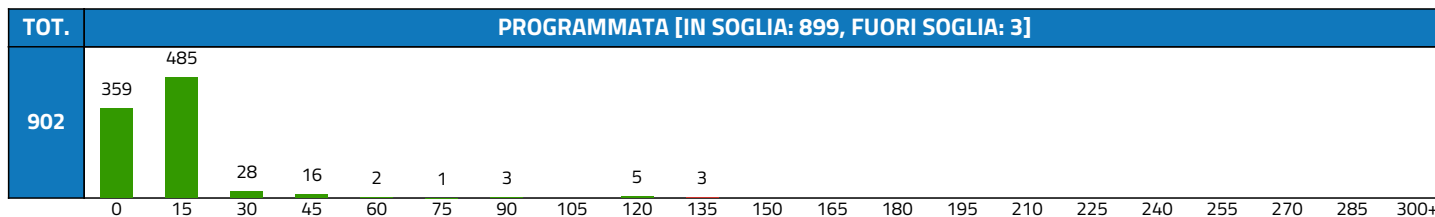
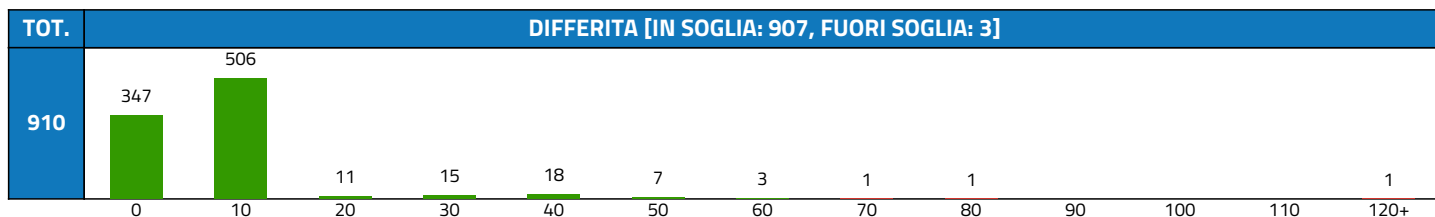

APP.	IN SOGLIA	FUORI	%	MEDIA	DEV.ST.	CRIT.	
45	14	31	31,11%	108	90	0,64	
CLASSE	APP.	IN SOGLIA	FUORI	%	MEDIA	DEV.ST.	MAX
BREVE	11	1	10	9,09%	30	15	63
DIFFERITA	27	10	17	37,04%	127	94	257
PROGRAMMATA	7	3	4	42,86%	155	73	231



87.24 - RX DELLA COLONNA LOMBOSACRALE

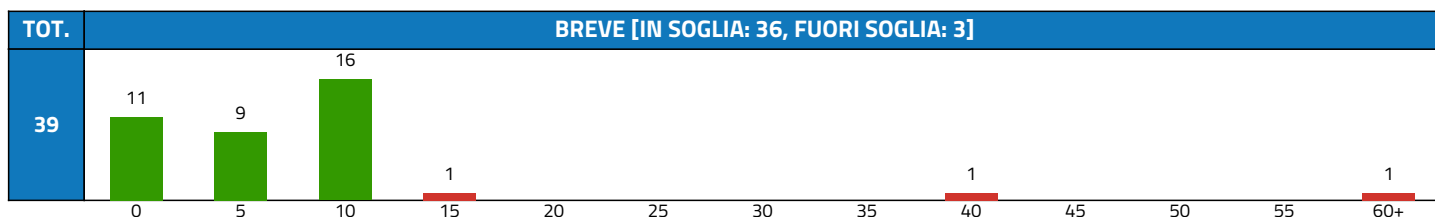

APP.	IN SOGLIA	FUORI	%	MEDIA	DEV.ST.	CRIT.	
2.433	2.412	21	99,14%	3	11	0,56	
CLASSE	APP.	IN SOGLIA	FUORI	%	MEDIA	DEV.ST.	MAX
URGENTE	20	19	1	95,00%	6	22	102
BREVE	597	583	14	97,65%	2	5	65
DIFFERITA	910	907	3	99,67%	3	9	113
PROGRAMMATA	902	899	3	99,67%	4	14	127
NON INDICATA	4	4	0	100,00%	42	46	118

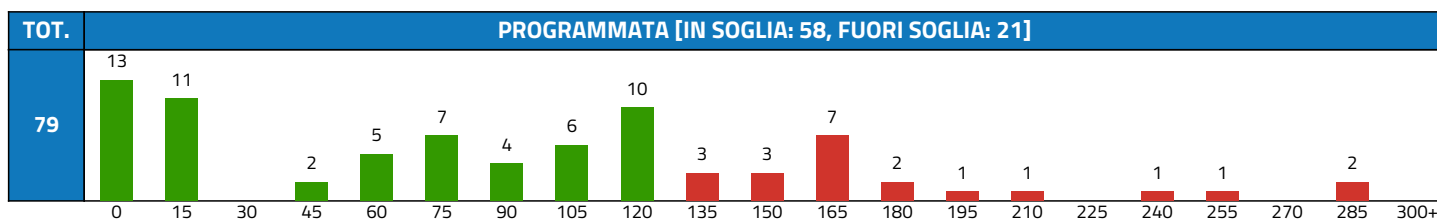
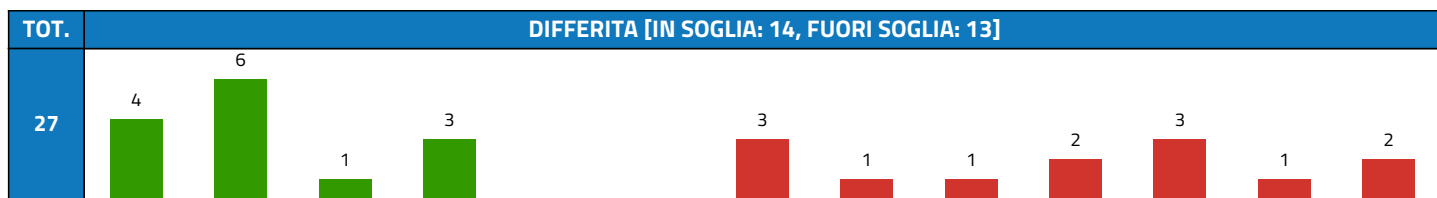




89.7A.2 - PRIMA VISITA ANGIOLOGICA

APP.	IN SOGLIA	FUORI	%	MEDIA	DEV.ST.	CRIT.	
148	109	39	73,65%	55	65	0,51	
CLASSE	APP.	IN SOGLIA	FUORI	%	MEDIA	DEV.ST.	MAX
URGENTE	3	1	2	33,33%	14	16	36
BREVE	39	36	3	92,31%	7	11	61
DIFFERITA	27	14	13	51,85%	46	43	129
PROGRAMMATA	79	58	21	73,42%	84	71	272

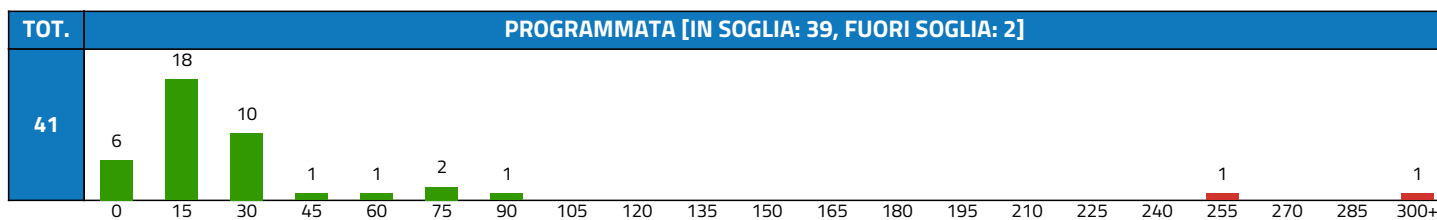
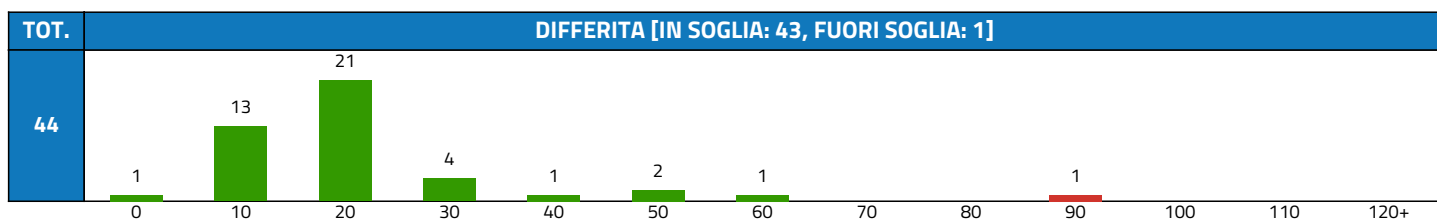
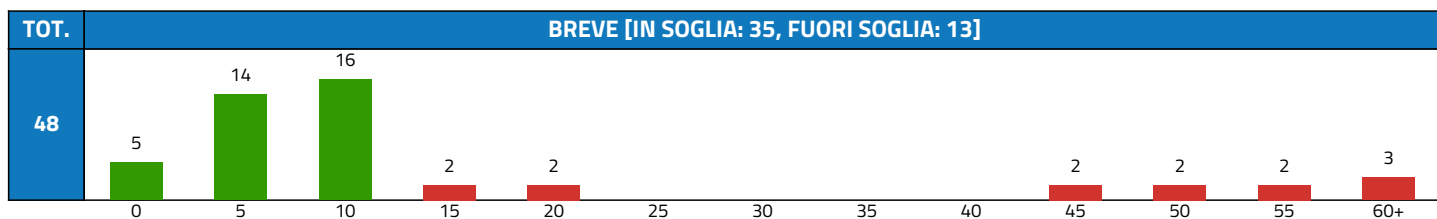





88.79.6 - ECOGRAFIA SCROTALE

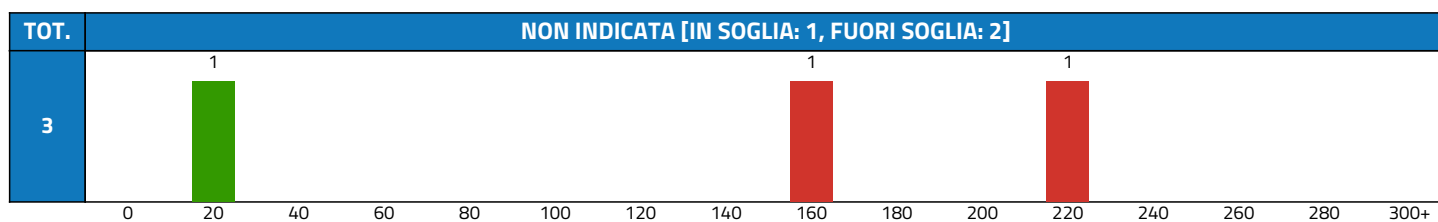
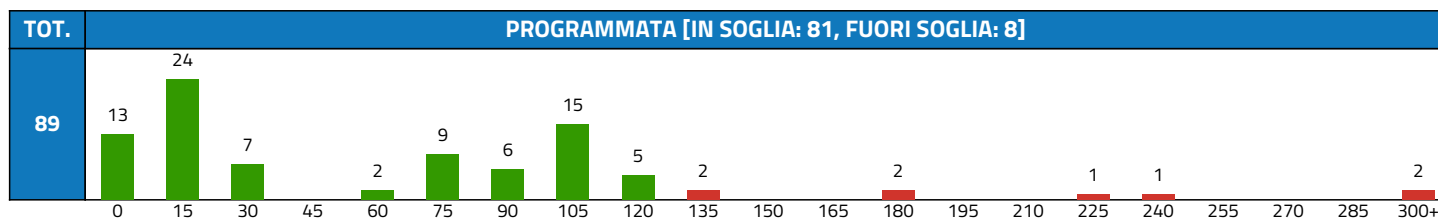
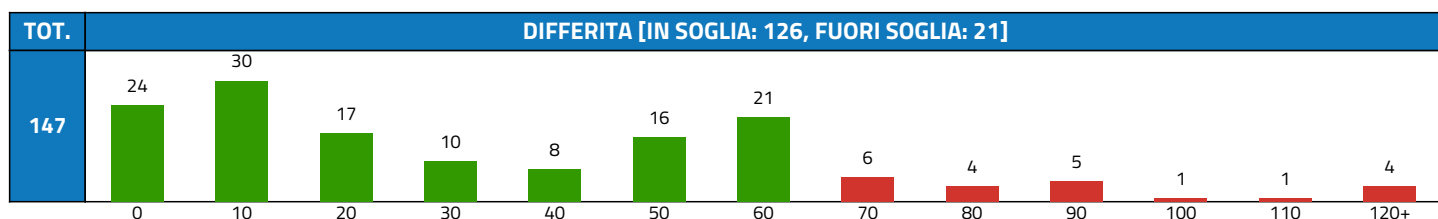
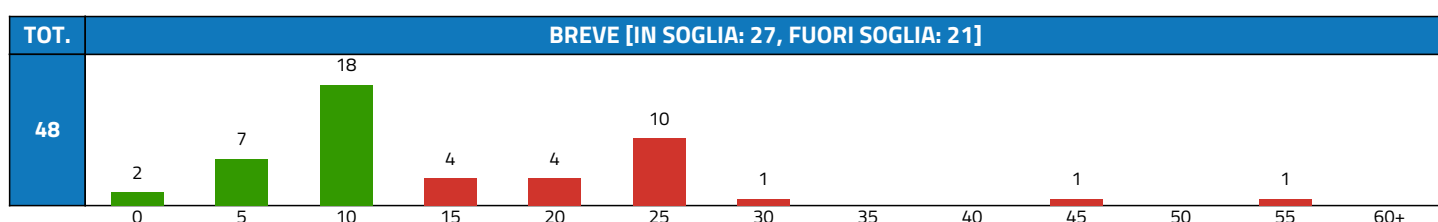

APP.	IN SOGLIA	FUORI	%	MEDIA	DEV.ST.	CRIT.
134	118	16	88,06%	20	37	0,47

CLASSE	APP.	IN SOGLIA	FUORI	%	MEDIA	DEV.ST.	MAX
URGENTE	1	1	0	100,00%	1	0	1
BREVE	48	35	13	72,92%	15	21	83
DIFFERITA	44	43	1	97,73%	17	16	84
PROGRAMMATA	41	39	2	95,12%	29	59	292



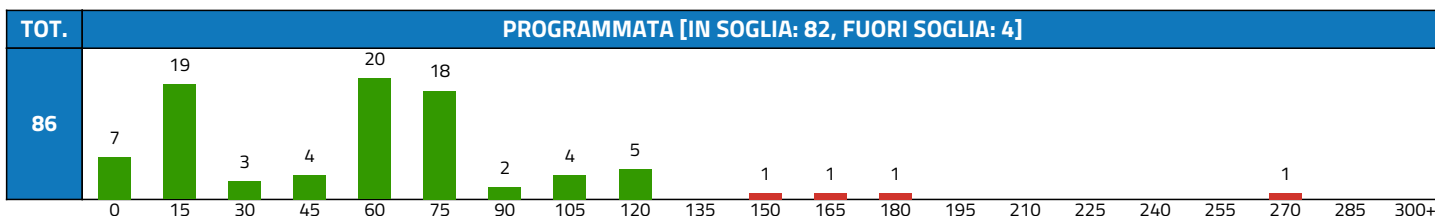
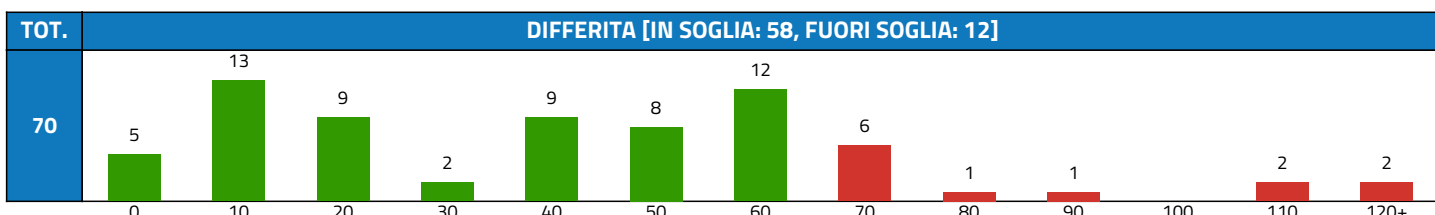
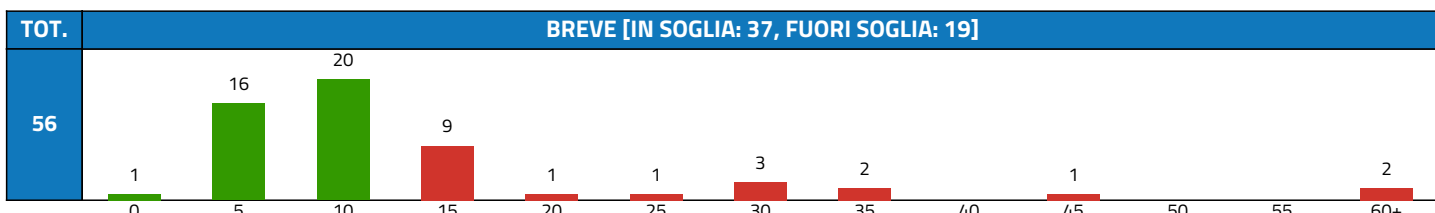

87.03.2 - TC MASSICCO FACCIALE

APP.	IN SOGLIA	FUORI	%	MEDIA	DEV.ST.	CRIT.	
288	236	52	81,94%	39	52	0,46	
CLASSE	APP.	IN SOGLIA	FUORI	%	MEDIA	DEV.ST.	MAX
URGENTE	1	1	0	100,00%	4	0	4
BREVE	48	27	21	56,25%	13	11	53
DIFFERITA	147	126	21	85,71%	32	33	172
PROGRAMMATA	89	81	8	91,01%	62	75	418
NON INDICATA	3	1	2	33,33%	120	87	212



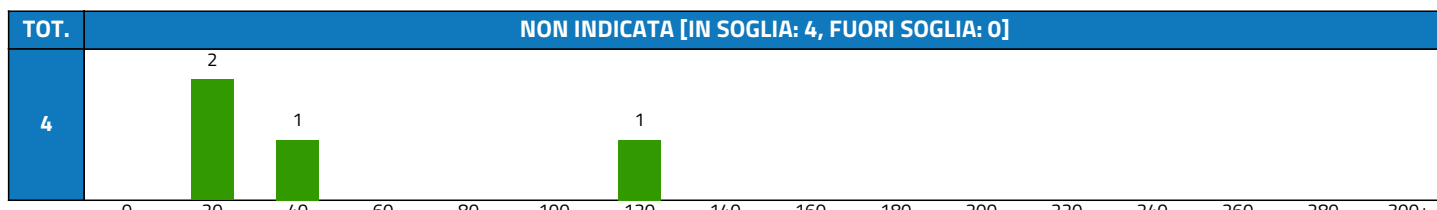
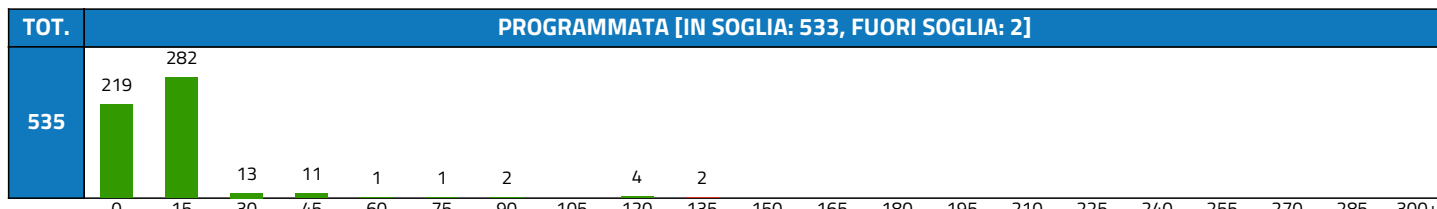
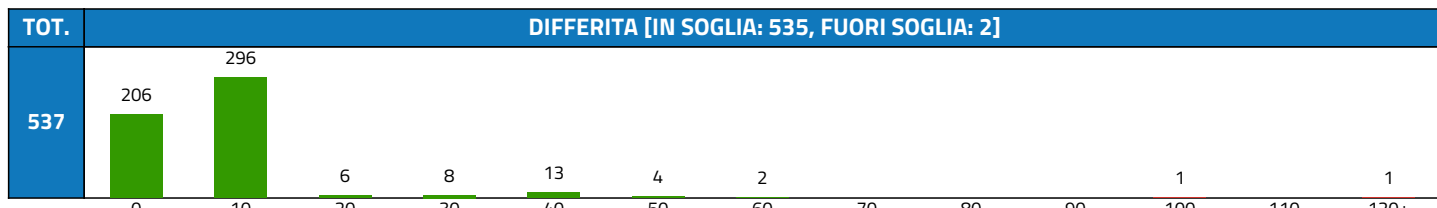
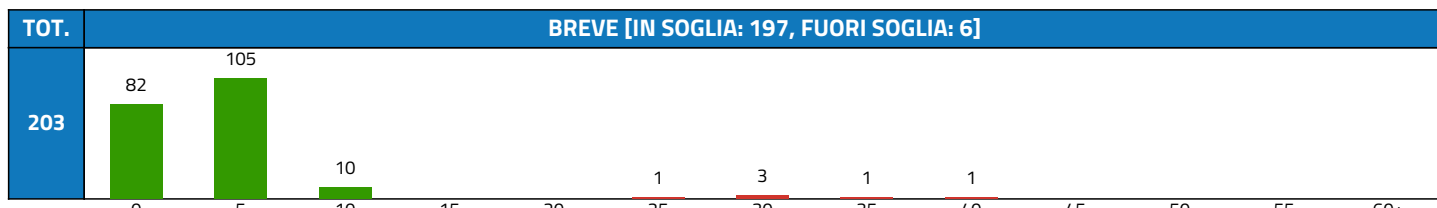
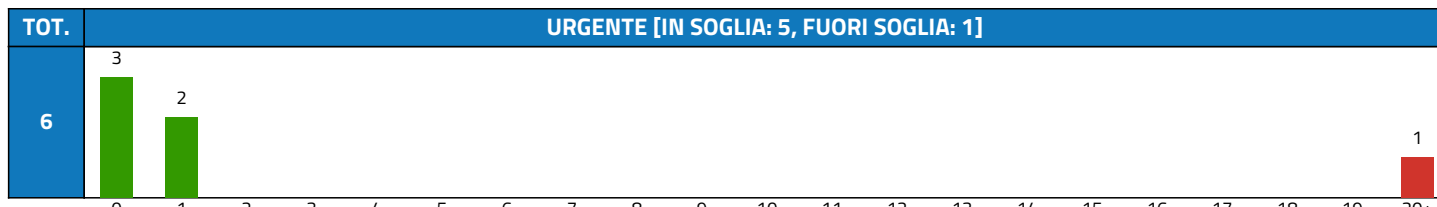
88.94.9 - RM DELLA MANO

APP.	IN SOGLIA	FUORI	%	MEDIA	DEV.ST.	CRIT.	
215	178	37	82,79%	37	41	0,41	
CLASSE	APP.	IN SOGLIA	FUORI	%	MEDIA	DEV.ST.	MAX
URGENTE	3	1	2	33,33%	4	3	6
BREVE	56	37	19	66,07%	12	14	69
DIFFERITA	70	58	12	82,86%	41	42	239
PROGRAMMATA	86	82	4	95,35%	52	45	259

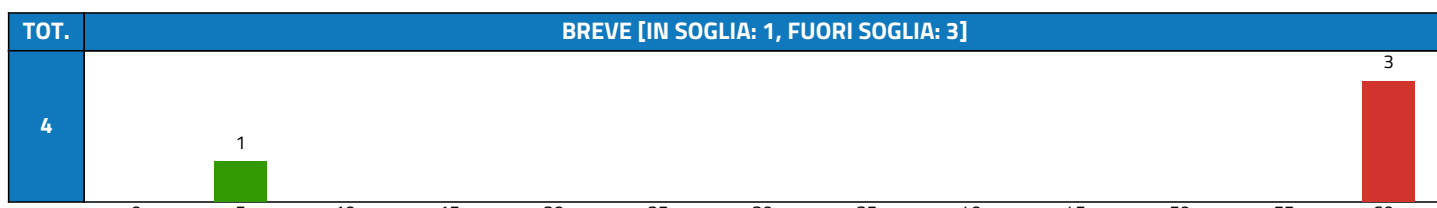


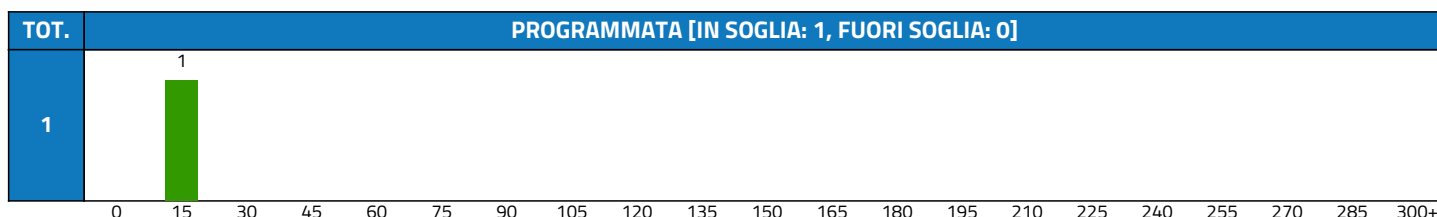

87.22 - RX DELLA COLONNA CERVICALE

APP.	IN SOGLIA	FUORI	%	MEDIA	DEV.ST.	CRIT.	
1.285	1.274	11	99,14%	4	13	0,38	
CLASSE	APP.	IN SOGLIA	FUORI	%	MEDIA	DEV.ST.	MAX
URGENTE	6	5	1	83,33%	17	38	102
BREVE	203	197	6	97,04%	2	5	36
DIFFERITA	537	535	2	99,63%	4	10	115
PROGRAMMATA	535	533	2	99,63%	5	15	123
NON INDICATA	4	4	0	100,00%	40	47	118



88.91.6 - RM DEL COLLO							
APP.	IN SOGLIA	FUORI	%	MEDIA	DEV.ST.	CRIT.	
12	2	10	16,67%	140	98	0,36	
CLASSE	APP.	IN SOGLIA	FUORI	%	MEDIA	DEV.ST.	MAX
BREVE	4	1	3	25,00%	54	33	92
DIFFERITA	7	0	7	0,00%	209	63	286
PROGRAMMATA	1	1	0	100,00%	2	0	2

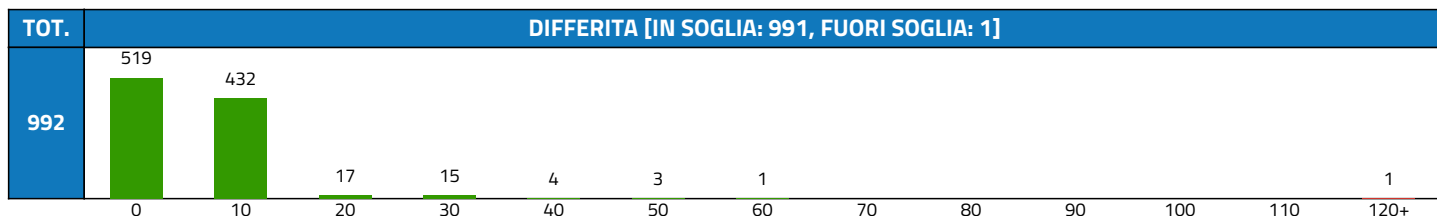
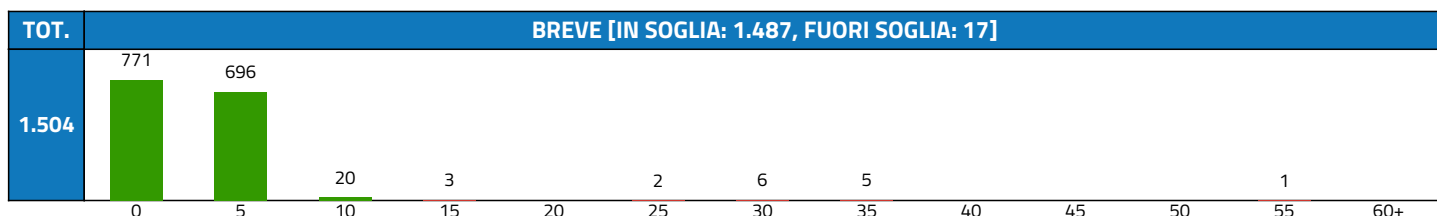
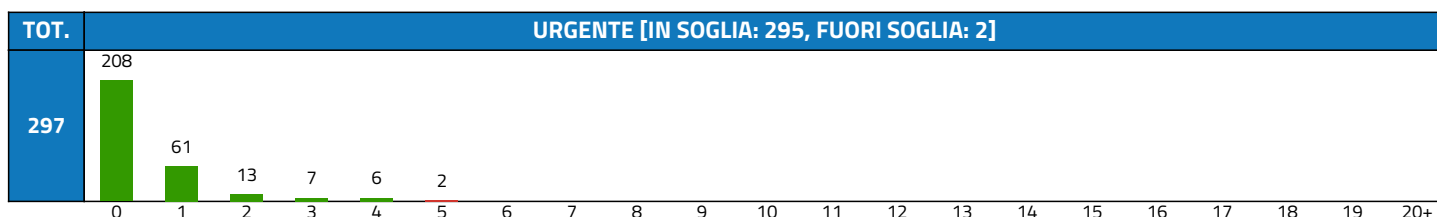


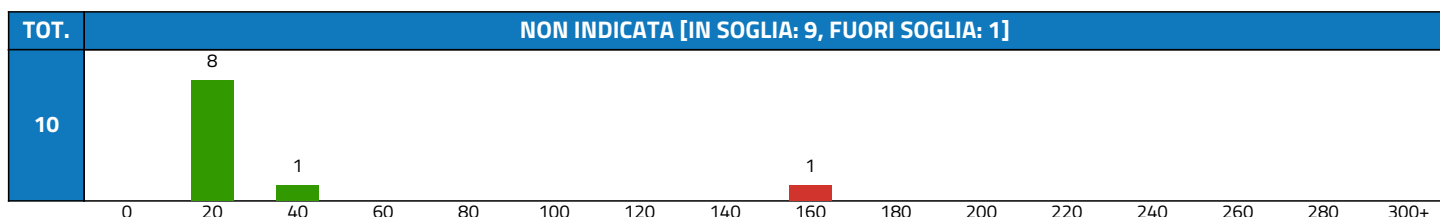
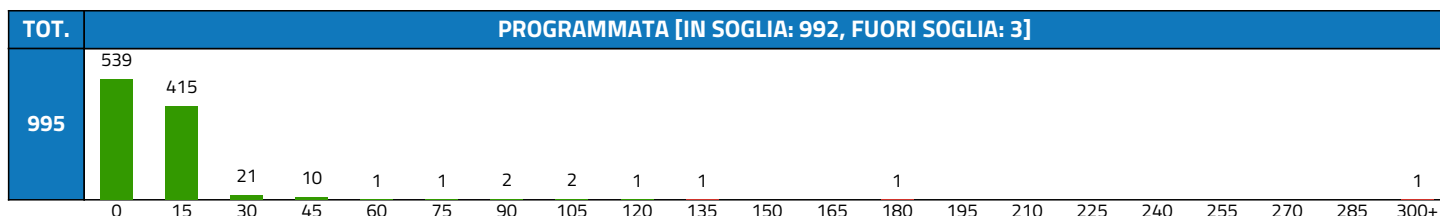


87.44.1 - RX DEL TORACE

APP.	IN SOGLIA	FUORI	%	MEDIA	DEV.ST.	CRIT.
3.798	3.774	24	99,37%	2	9	0,35

CLASSE	APP.	IN SOGLIA	FUORI	%	MEDIA	DEV.ST.	MAX
URGENTE	297	295	2	99,33%	0	1	5
BREVE	1.504	1.487	17	98,87%	1	3	51
DIFFERITA	992	991	1	99,90%	2	8	179
PROGRAMMATA	995	992	3	99,70%	3	14	294
NON INDICATA	10	9	1	90,00%	22	43	148

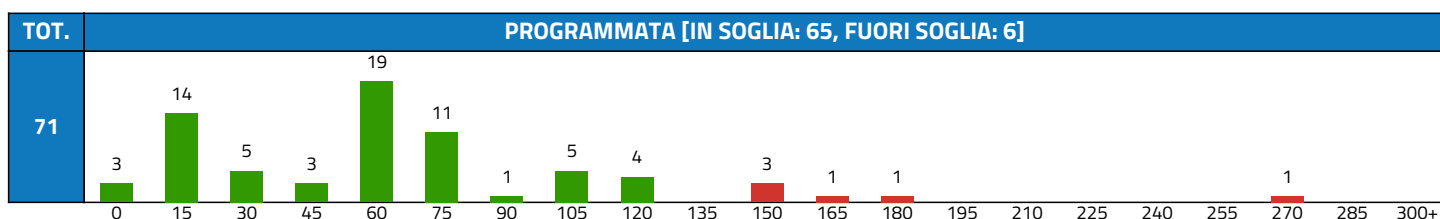
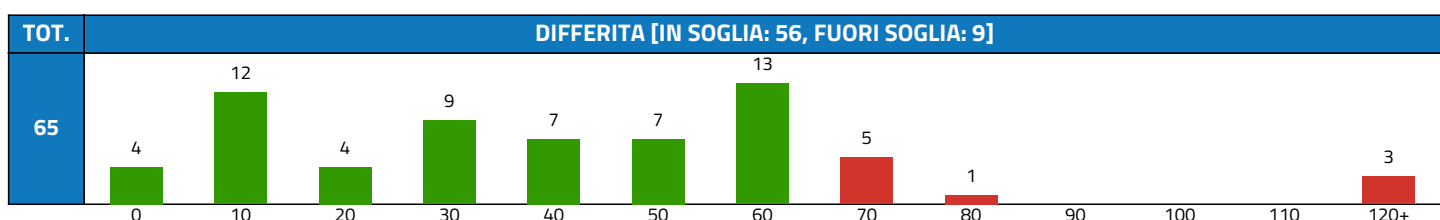
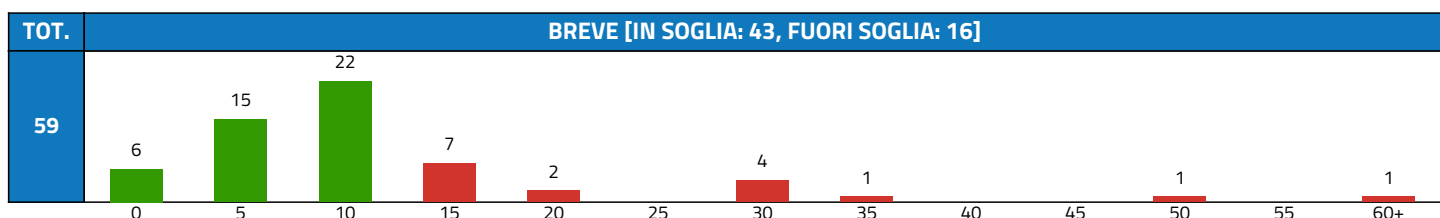





88.94.8 - RM DEL POLSO

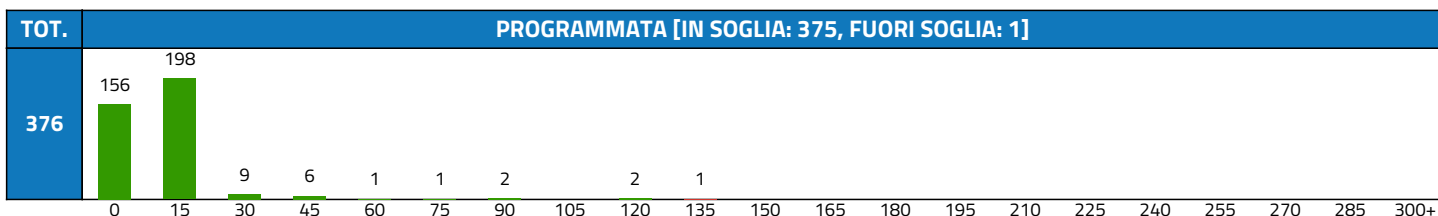
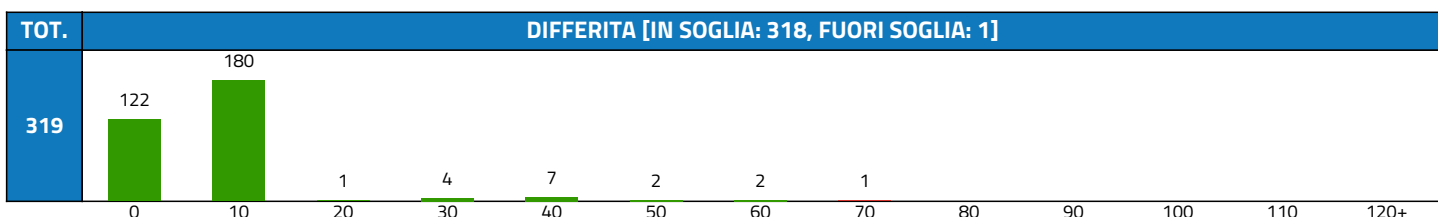
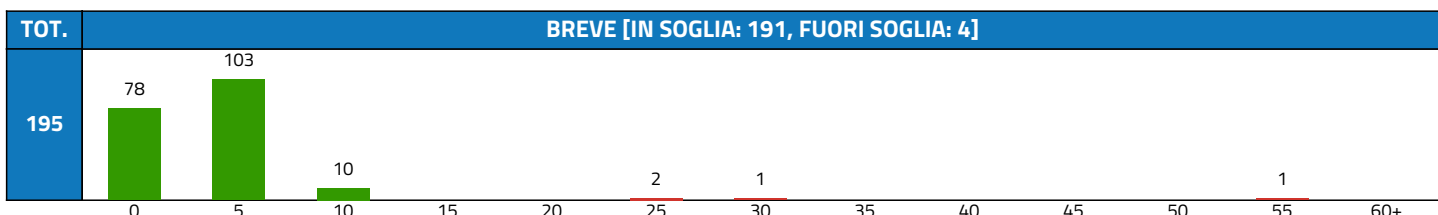

APP.	IN SOGLIA	FUORI	%	MEDIA	DEV.ST.	CRIT.
196	165	31	84,18%	38	44	0,33

CLASSE	APP.	IN SOGLIA	FUORI	%	MEDIA	DEV.ST.	MAX
URGENTE	1	1	0	100,00%	4	0	4
BREVE	59	43	16	72,88%	10	12	69
DIFFERITA	65	56	9	86,15%	42	45	291
PROGRAMMATA	71	65	6	91,55%	58	48	260



87.23 - RX DELLA COLONNA DORSALE

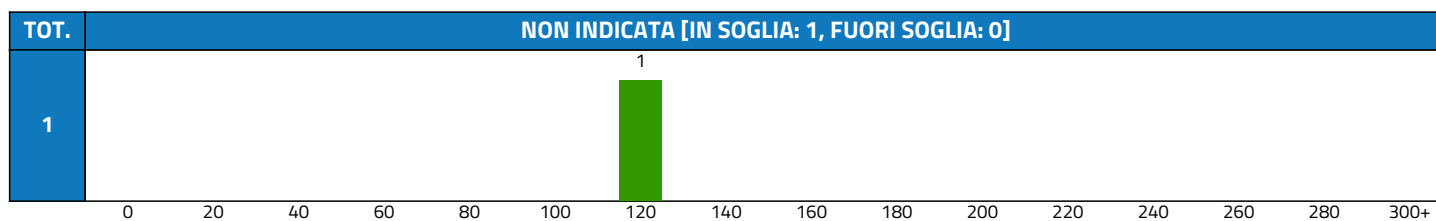
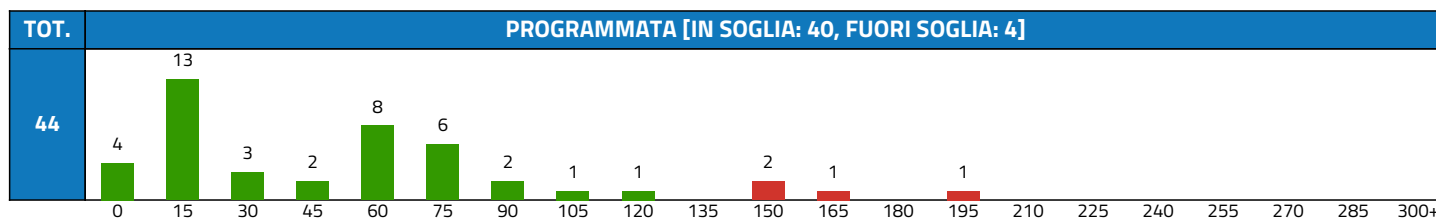
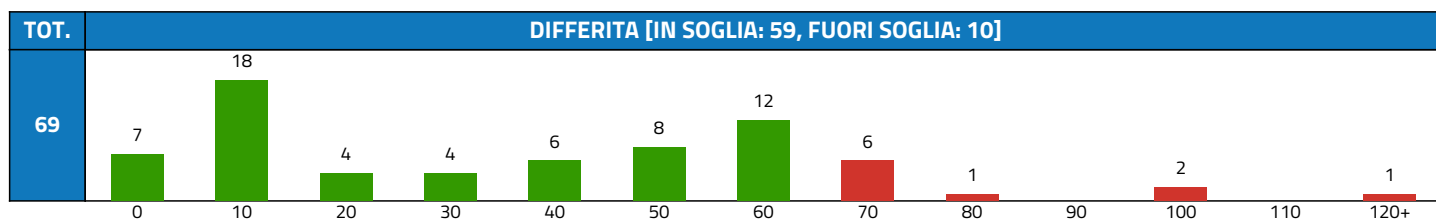
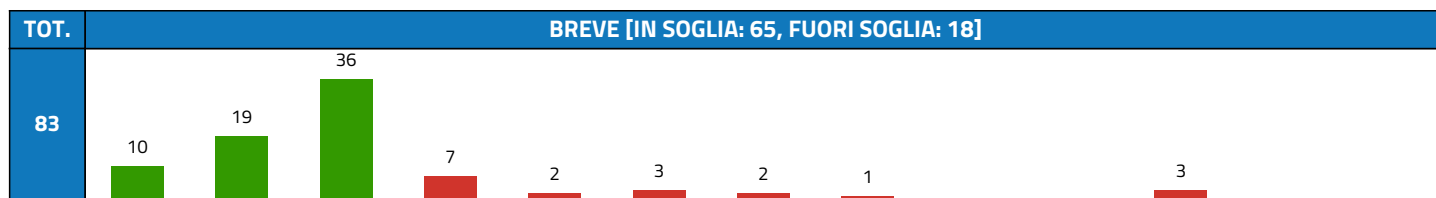
APP.	IN SOGLIA	FUORI	%	MEDIA	DEV.ST.	CRIT.	
896	889	7	99,22%	4	11	0,33	
CLASSE	APP.	IN SOGLIA	FUORI	%	MEDIA	DEV.ST.	MAX
URGENTE	6	5	1	83,33%	18	38	102
BREVE	195	191	4	97,95%	2	5	55
DIFFERITA	319	318	1	99,69%	3	9	69
PROGRAMMATA	376	375	1	99,73%	4	14	124



88.94.F - RM DELLA CAVIGLIA

APP.	IN SOGLIA	FUORI	%	MEDIA	DEV.ST.	CRIT.	
197	165	32	83,76%	27	35	0,31	
CLASSE	APP.	IN SOGLIA	FUORI	%	MEDIA	DEV.ST.	MAX
BREVE	83	65	18	78,31%	9	10	49
DIFFERITA	69	59	10	85,51%	35	35	229
PROGRAMMATA	44	40	4	90,91%	47	47	186
NON INDICATA	1	1	0	100,00%	103	0	103






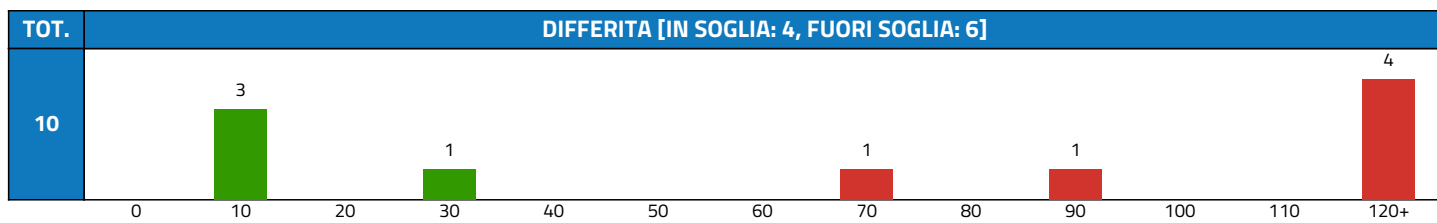


88.94.C - RM DELLA COSCIA (RM DEL FEMORE)

APP.	IN SOGLIA	FUORI	%	MEDIA	DEV.ST.	CRIT.
23	10	13	43,48%	79	101	0,30

CLASSE	APP.	IN SOGLIA	FUORI	%	MEDIA	DEV.ST.	MAX
URGENTE	2	0	2	0,00%	6	0	6
BREVE	7	4	3	57,14%	27	32	80
DIFFERITA	10	4	6	40,00%	103	100	301
PROGRAMMATA	4	2	2	50,00%	146	138	304

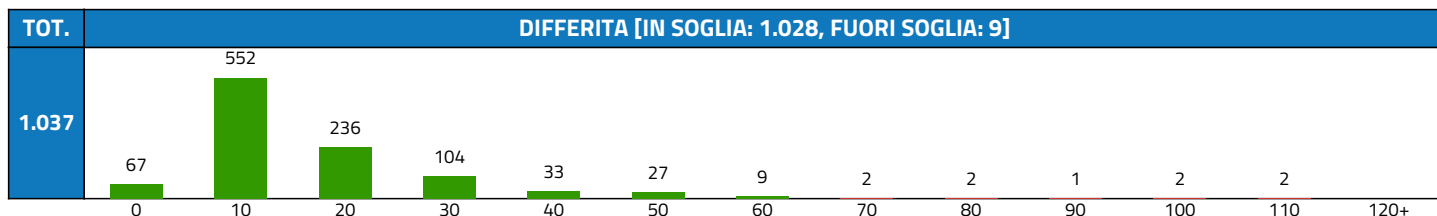
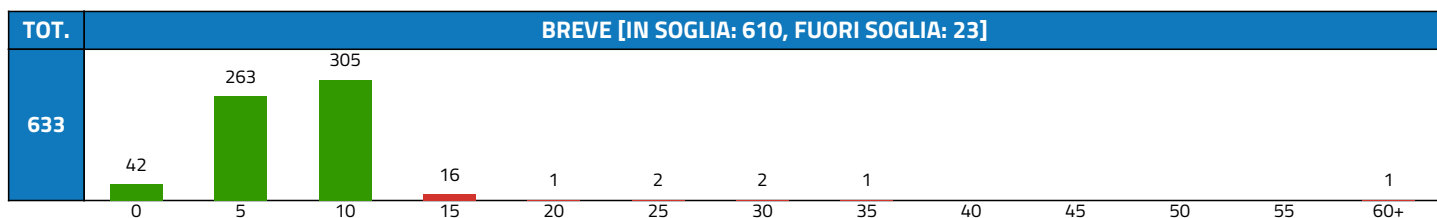



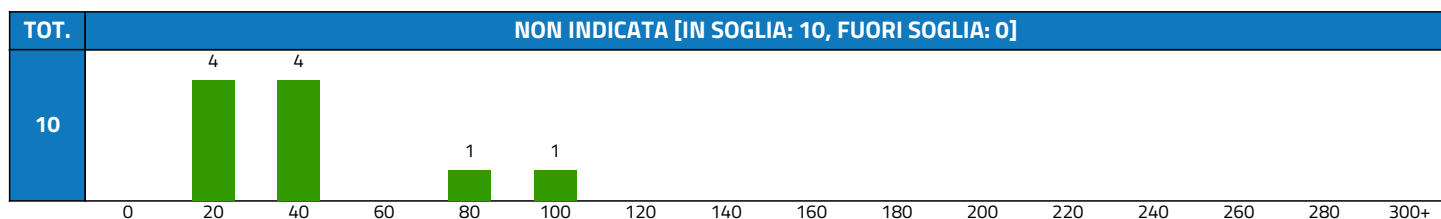
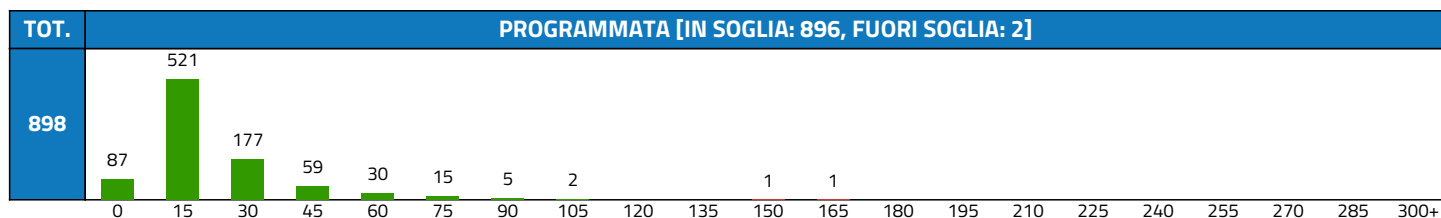


89.50 - ELETTROCARDIOGRAMMA DINAMICO (secondo Holter)

APP.	IN SOGLIA	FUORI	%	MEDIA	DEV.ST.	CRIT.
2.583	2.548	35	98,64%	11	14	0,28

CLASSE	APP.	IN SOGLIA	FUORI	%	MEDIA	DEV.ST.	MAX
URGENTE	5	4	1	80,00%	1	2	5
BREVE	633	610	23	96,37%	5	5	111
DIFFERITA	1.037	1.028	9	99,13%	11	13	108
PROGRAMMATA	898	896	2	99,78%	14	17	155
NON INDICATA	10	10	0	100,00%	33	26	90

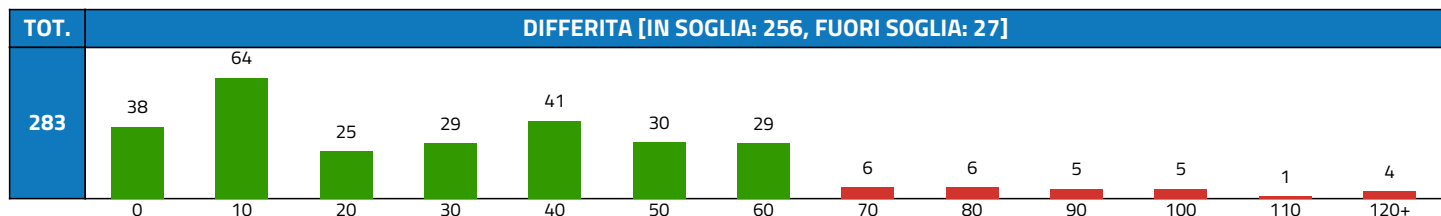
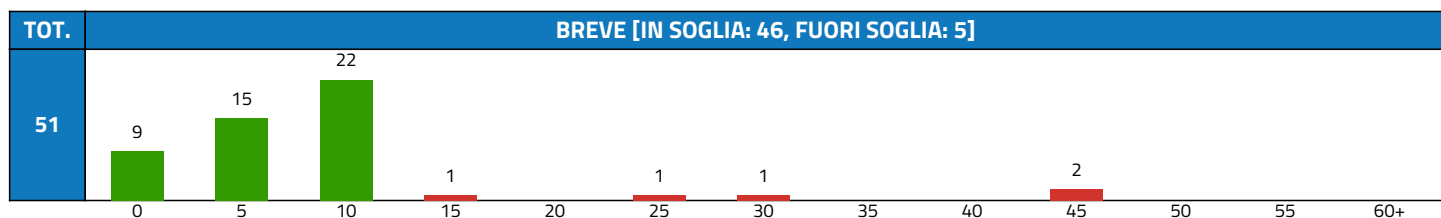



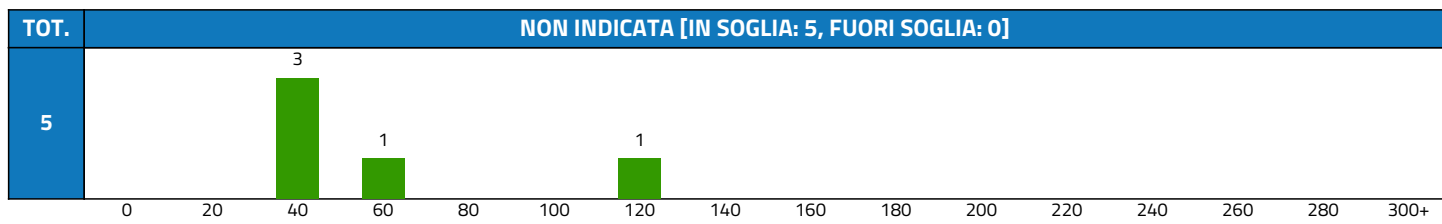
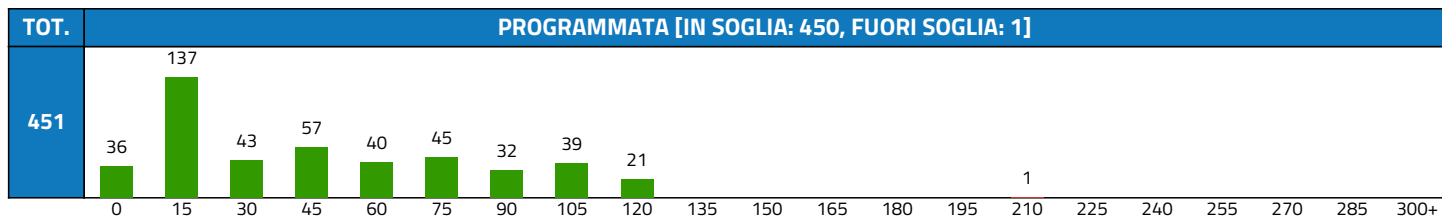


89.37.1 - SPIROMETRIA SEMPLICE

APP.	IN SOGLIA	FUORI	%	MEDIA	DEV.ST.	CRIT.
791	758	33	95,83%	34	35	0,26

CLASSE	APP.	IN SOGLIA	FUORI	%	MEDIA	DEV.ST.	MAX
URGENTE	1	1	0	100,00%	0	0	0
BREVE	51	46	5	90,20%	7	9	43
DIFFERITA	283	256	27	90,46%	29	32	301
PROGRAMMATA	451	450	1	99,78%	40	37	196
NON INDICATA	5	5	0	100,00%	52	27	101

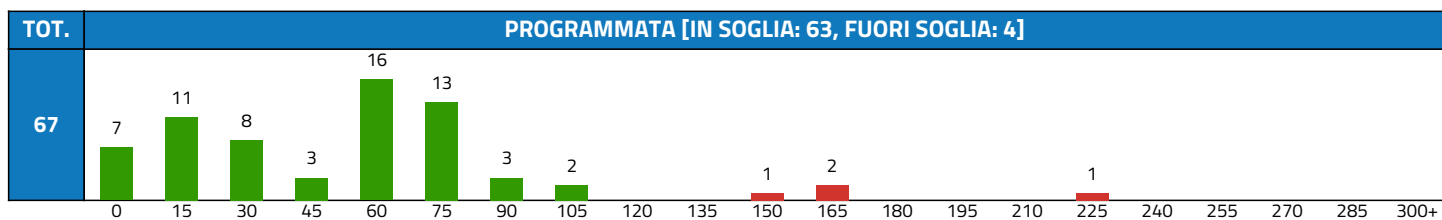
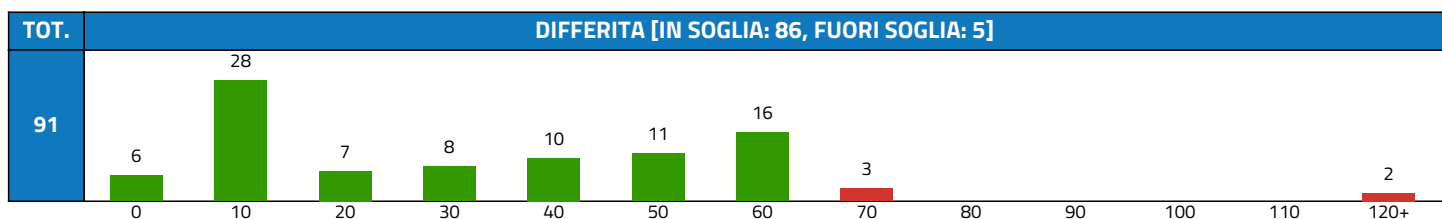
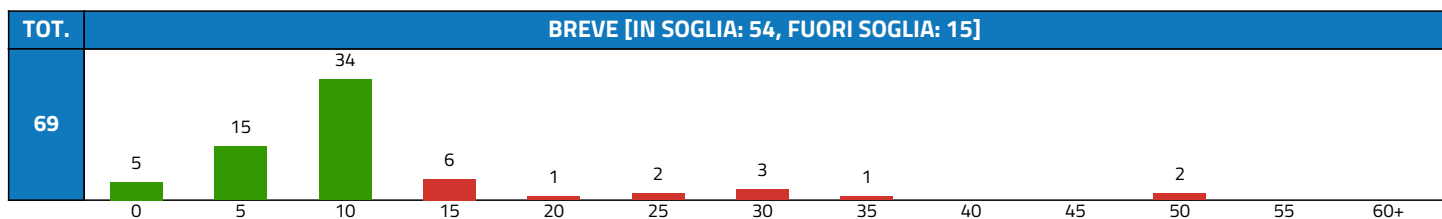





88.94.G - RM DEL PIEDE

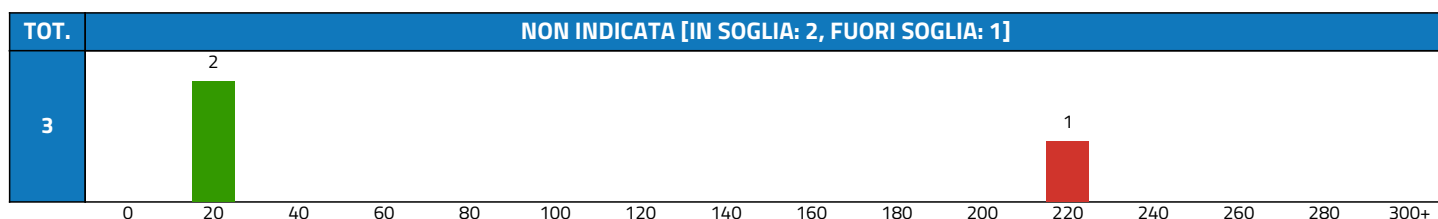

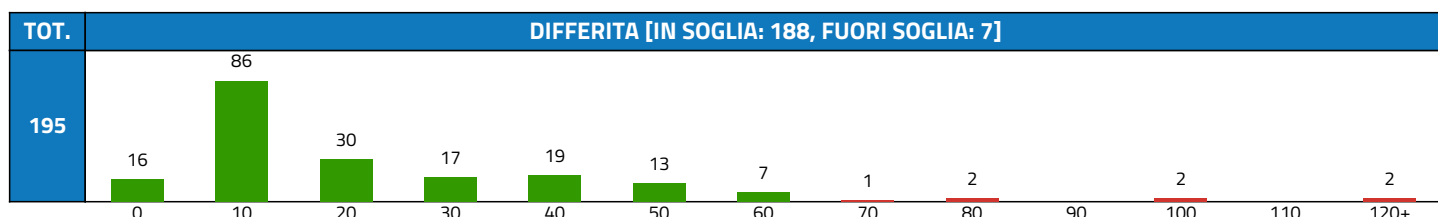


APP.	IN SOGLIA	FUORI	%	MEDIA	DEV.ST.	CRIT.
228	204	24	89,47%	29	32	0,25

CLASSE	APP.	IN SOGLIA	FUORI	%	MEDIA	DEV.ST.	MAX
URGENTE	1	1	0	100,00%	4	0	4
BREVE	69	54	15	78,26%	10	10	49
DIFFERITA	91	86	5	94,51%	29	26	140
PROGRAMMATA	67	63	4	94,03%	48	43	224



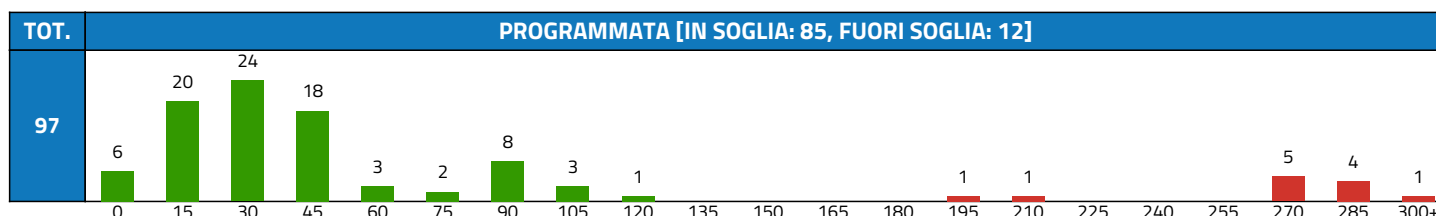
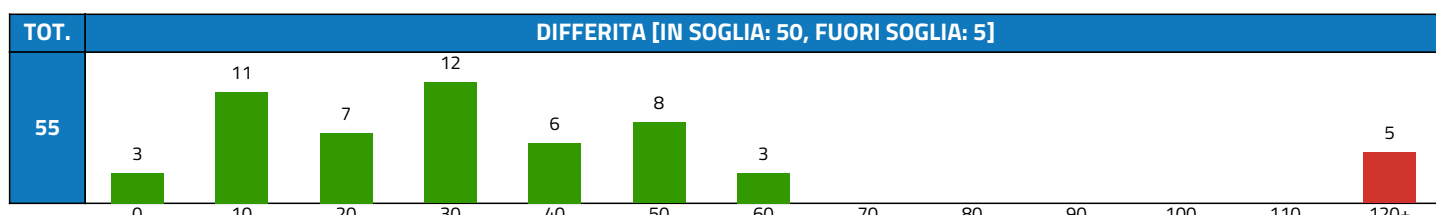
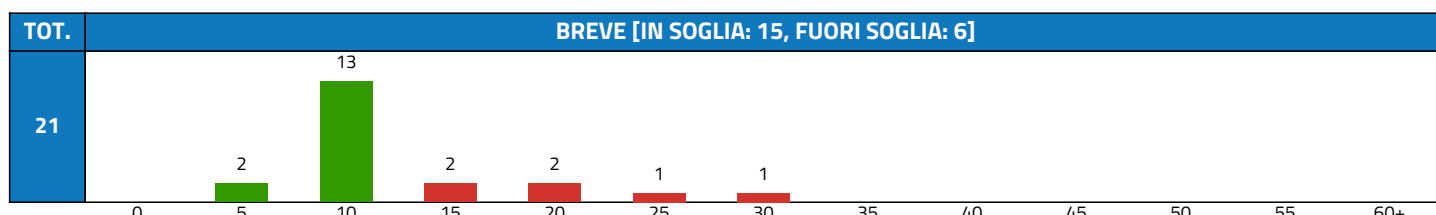

88.01.5 - TC DELL'ADDOME COMPLETO

APP.	IN SOGLIA	FUORI	%	MEDIA	DEV.ST.	CRIT.	
481	454	27	94,39%	14	23	0,24	
CLASSE	APP.	IN SOGLIA	FUORI	%	MEDIA	DEV.ST.	MAX
URGENTE	5	5	0	100,00%	2	2	4
BREVE	150	132	18	88,00%	6	8	74
DIFFERITA	195	188	7	96,41%	18	23	160
PROGRAMMATA	128	127	1	99,22%	16	25	145
NON INDICATA	3	2	1	66,67%	74	91	203



88.76.3 - ECOCOLOR DOPPLER DEI GROSSI VASI ADDOMINALI ARTERIOSI O VENOSI

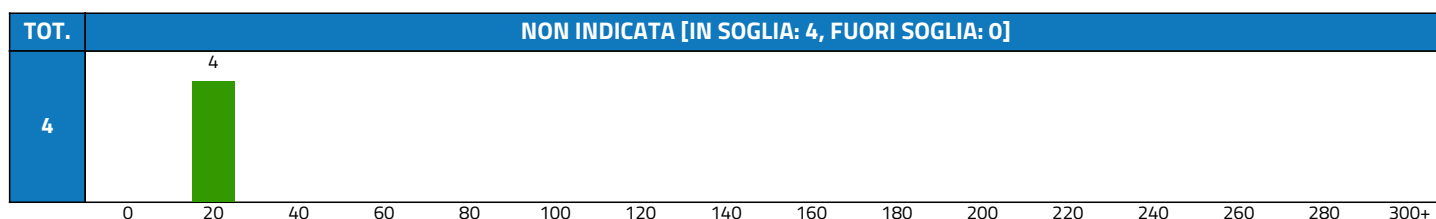
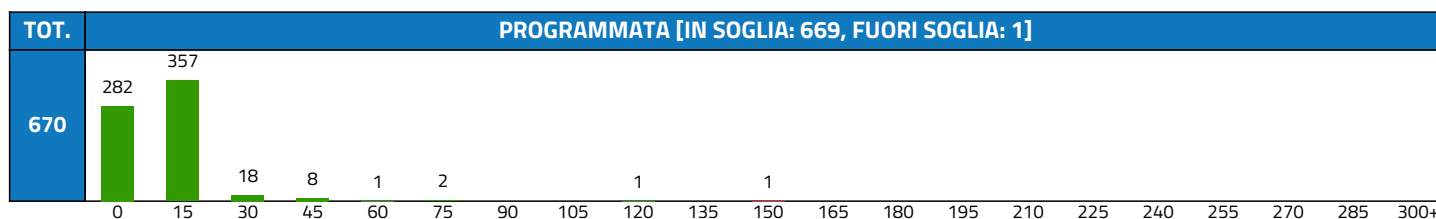
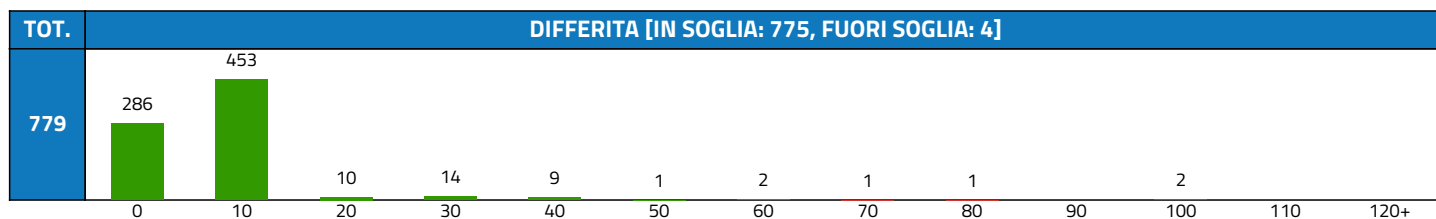
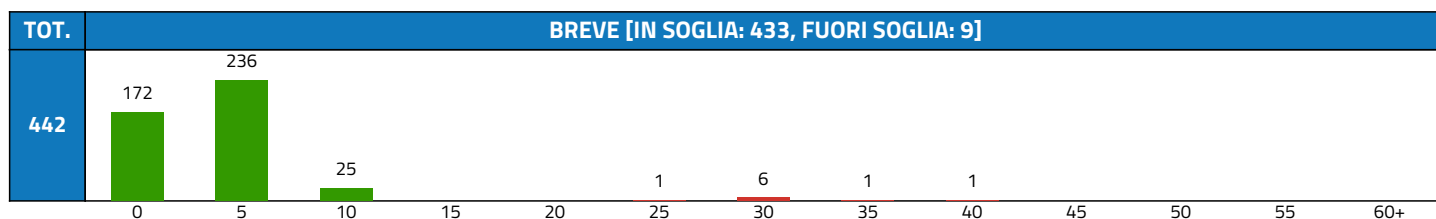
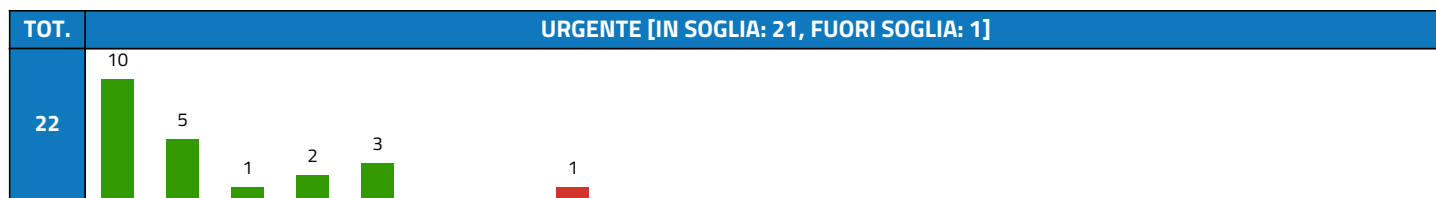
APP.	IN SOGLIA	FUORI	%	MEDIA	DEV.ST.	CRIT.	
175	152	23	86,86%	45	64	0,23	
CLASSE	APP.	IN SOGLIA	FUORI	%	MEDIA	DEV.ST.	MAX
URGENTE	2	2	0	100,00%	1	1	1
BREVE	21	15	6	71,43%	10	6	28
DIFFERITA	55	50	5	90,91%	34	32	137
PROGRAMMATA	97	85	12	87,63%	61	79	286



88.27.2 - RX DEL GINOCCHIO


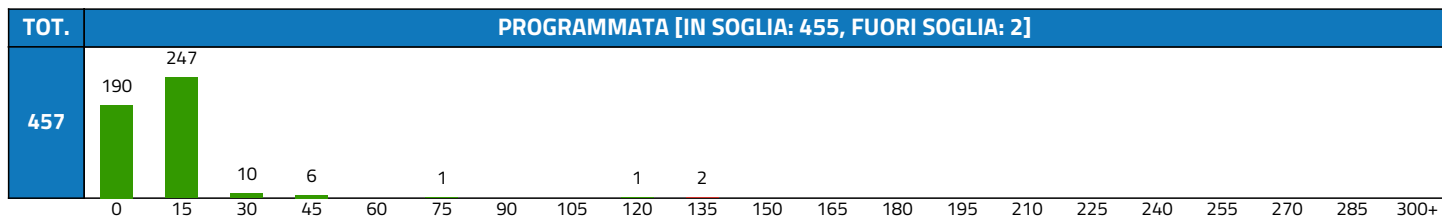
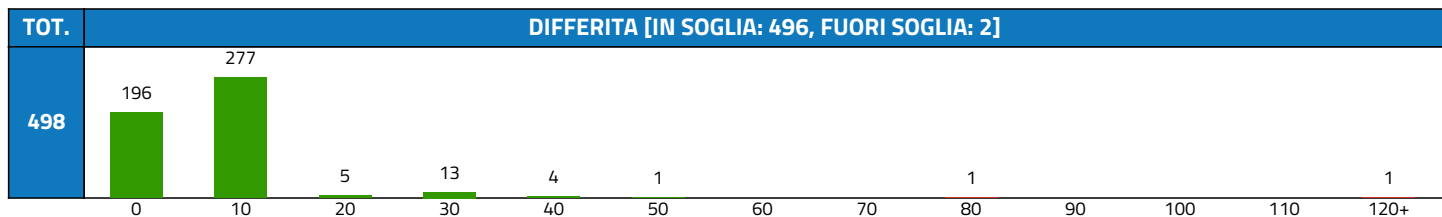
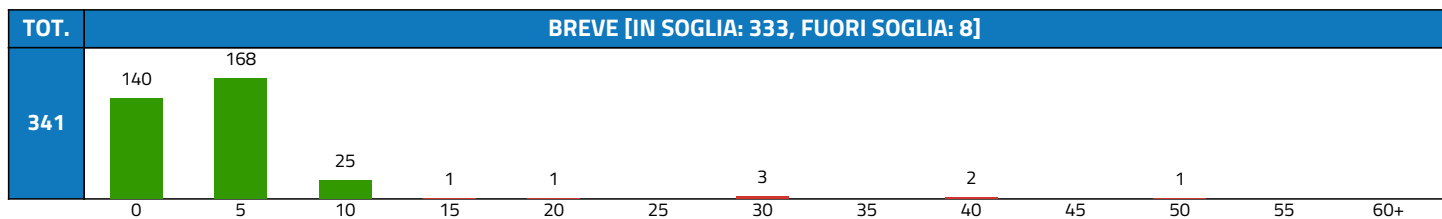
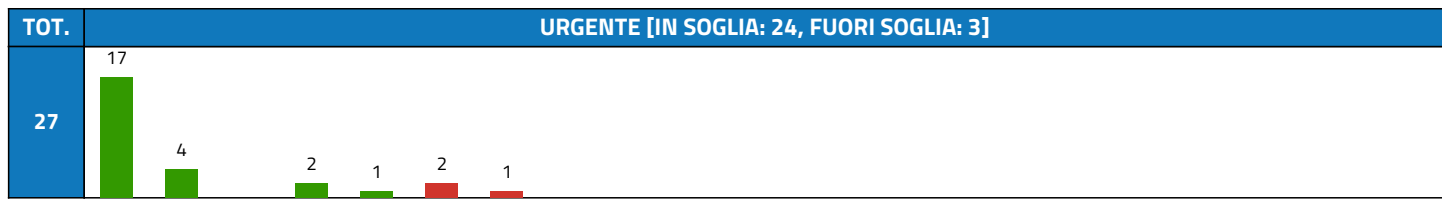
APP.	IN SOGLIA	FUORI	%	MEDIA	DEV.ST.	CRIT.	
1.917	1.902	15	99,22%	3	8	0,20	
CLASSE	APP.	IN SOGLIA	FUORI	%	MEDIA	DEV.ST.	MAX
URGENTE	22	21	1	95,45%	1	2	7
BREVE	442	433	9	97,96%	2	4	40
DIFFERITA	779	775	4	99,49%	3	8	98
PROGRAMMATA	670	669	1	99,85%	3	10	136
NON INDICATA	4	4	0	100,00%	5	1	6



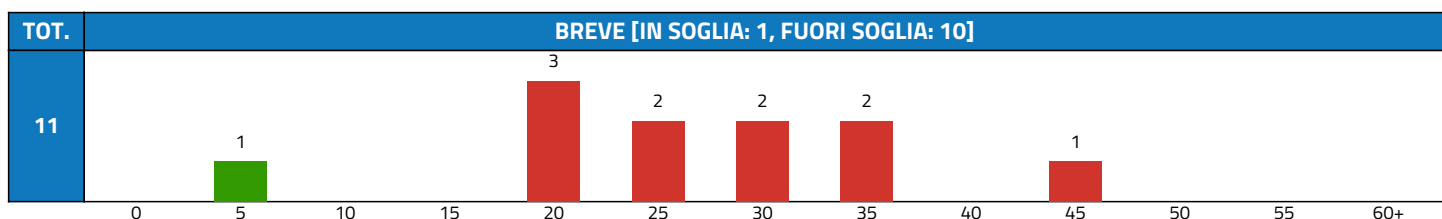


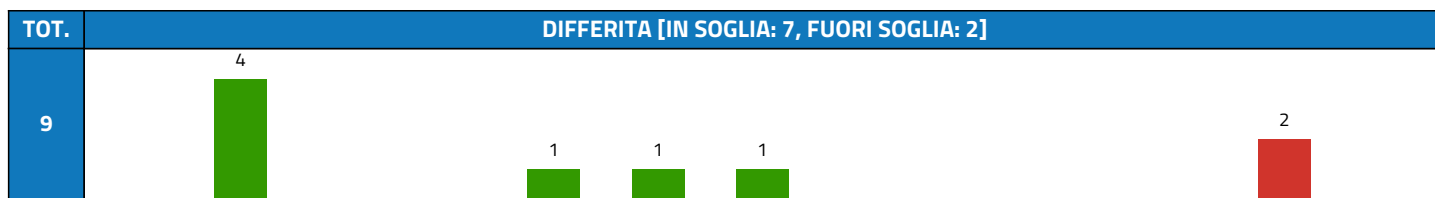
88.28.2 - RX DEL PIEDE [CALCAGNO]							
APP.	IN SOGLIA	FUORI	%	MEDIA	DEV.ST.	CRIT.	
1.326	1.311	15	98,87%	3	9	0,19	
CLASSE	APP.	IN SOGLIA	FUORI	%	MEDIA	DEV.ST.	MAX
URGENTE	27	24	3	88,89%	1	2	6
BREVE	341	333	8	97,65%	2	5	47
DIFFERITA	498	496	2	99,60%	3	8	115
PROGRAMMATA	457	455	2	99,56%	3	11	125
NON INDICATA	3	3	0	100,00%	6	0	6





88.94.5 - RM DEL BRACCIO							
APP.	IN SOGLIA	FUORI	%	MEDIA	DEV.ST.	CRIT.	
20	8	12	40,00%	32	28	0,18	
CLASSE	APP.	IN SOGLIA	FUORI	%	MEDIA	DEV.ST.	MAX
BREVE	11	1	10	9,09%	24	10	45
DIFFERITA	9	7	2	77,78%	41	38	104

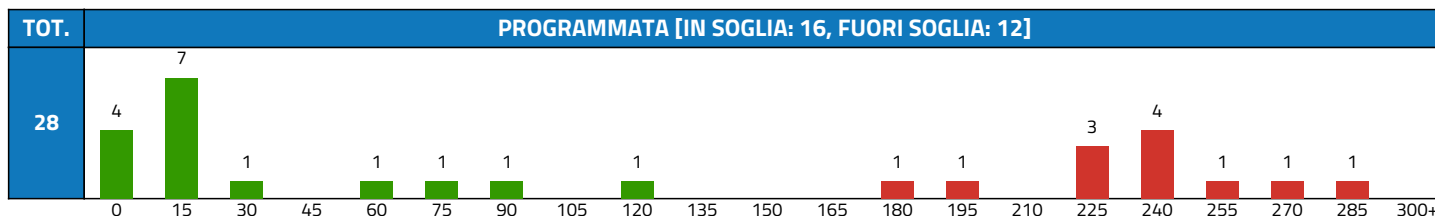
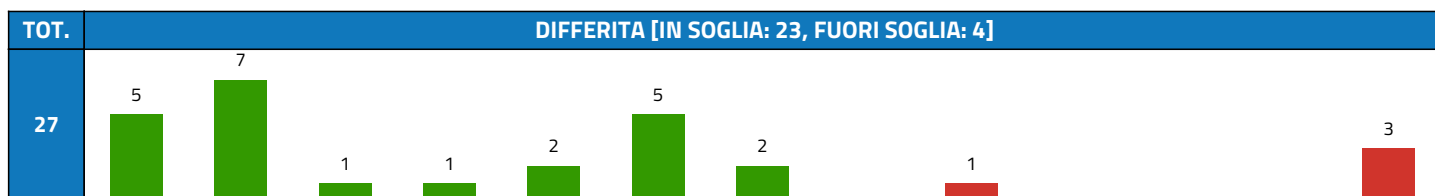
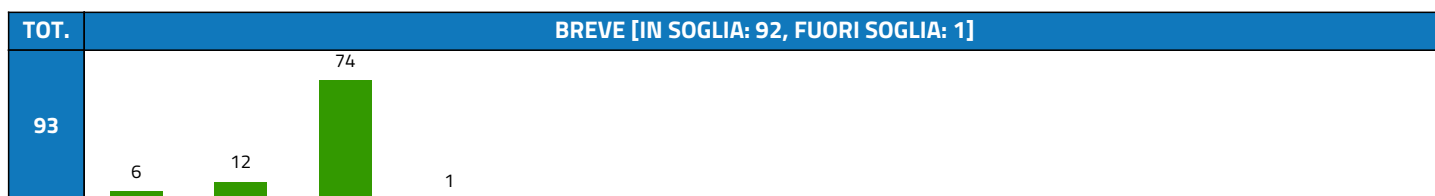



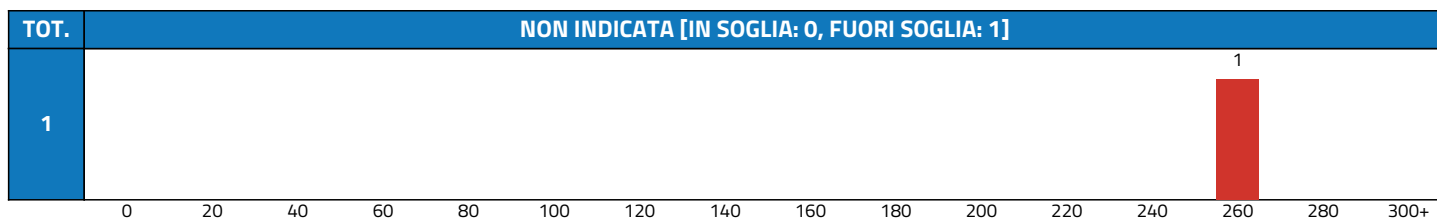


88.77.6 - ECOCOLORDOPPLER DEGLI ARTI SUPERIORI ARTERIOSO E/O VENOSO

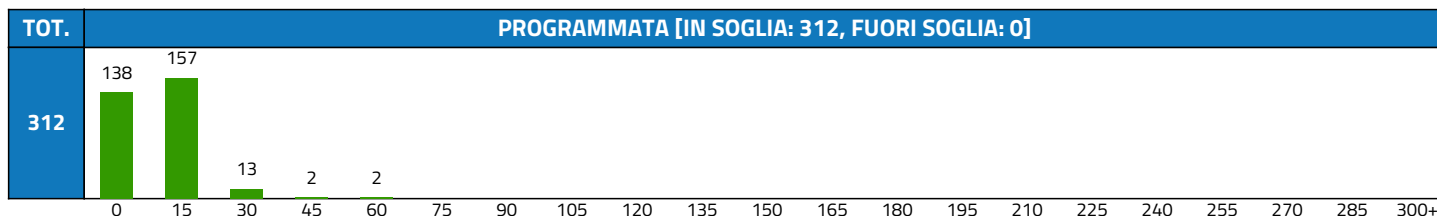
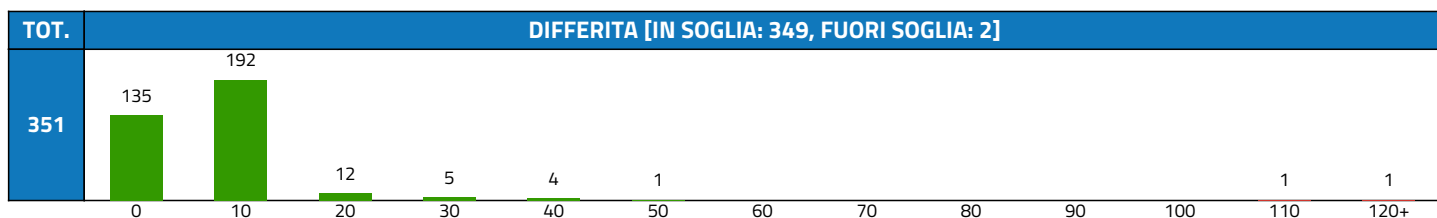
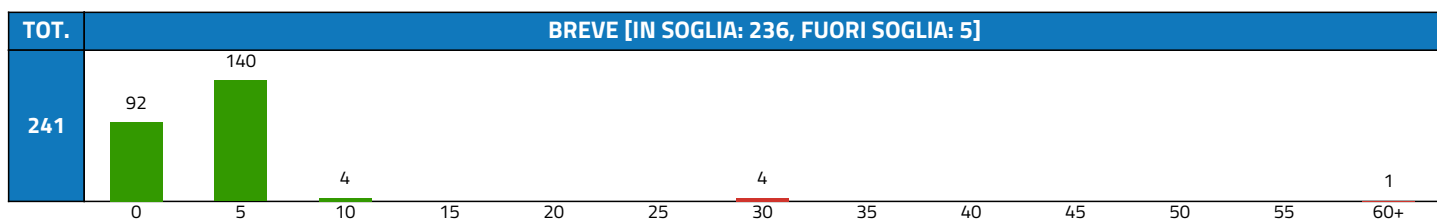

APP.	IN SOGLIA	FUORI	%	MEDIA	DEV.ST.	CRIT.
157	138	19	87,90%	31	64	0,17

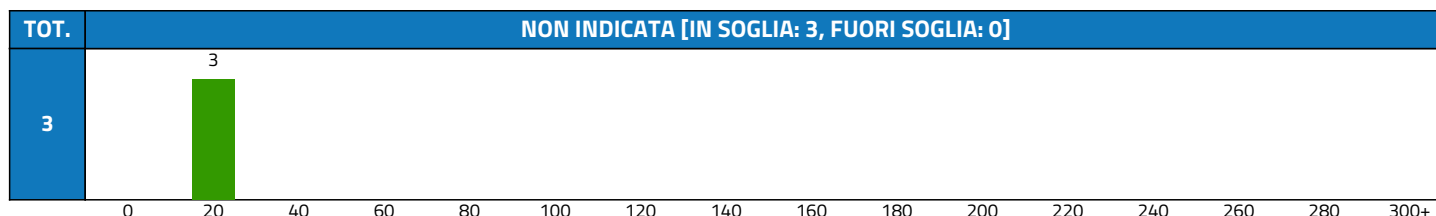
CLASSE	APP.	IN SOGLIA	FUORI	%	MEDIA	DEV.ST.	MAX
URGENTE	8	7	1	87,50%	2	3	7
BREVE	93	92	1	98,92%	6	2	15
DIFFERITA	27	23	4	85,19%	35	40	138
PROGRAMMATA	28	16	12	57,14%	110	105	271
NON INDICATA	1	0	1	0,00%	254	0	254



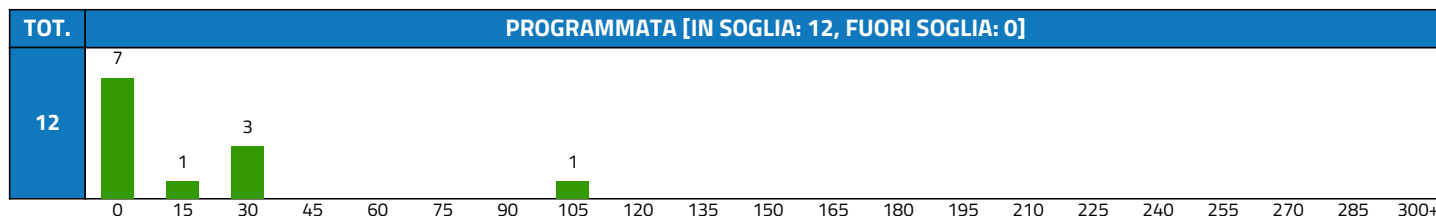
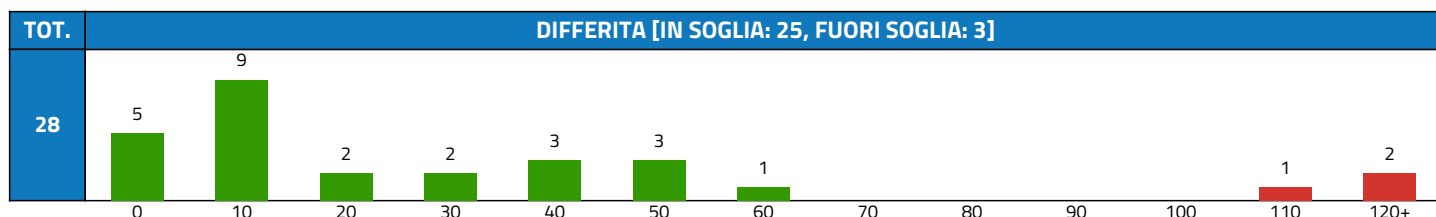
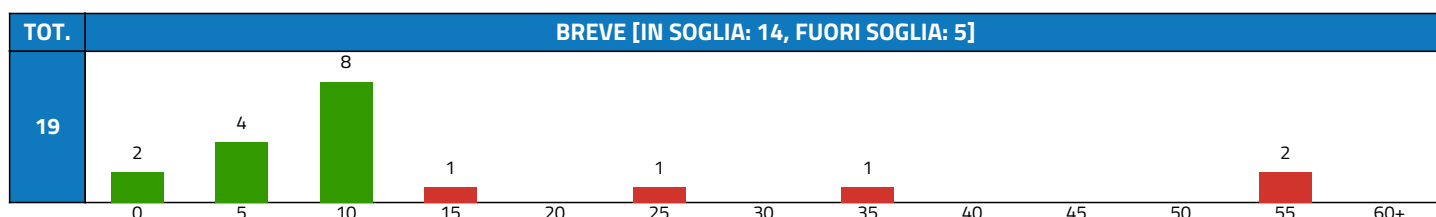


88.21.2 - RX DELLA SPALLA							
APP.	IN SOGLIA	FUORI	%	MEDIA	DEV.ST.	CRIT.	
931	923	8	99,14%	3	11	0,17	
CLASSE	APP.	IN SOGLIA	FUORI	%	MEDIA	DEV.ST.	MAX
URGENTE	24	23	1	95,83%	1	2	6
BREVE	241	236	5	97,93%	2	6	65
DIFFERITA	351	349	2	99,43%	4	16	265
PROGRAMMATA	312	312	0	100,00%	3	7	58
NON INDICATA	3	3	0	100,00%	3	2	5



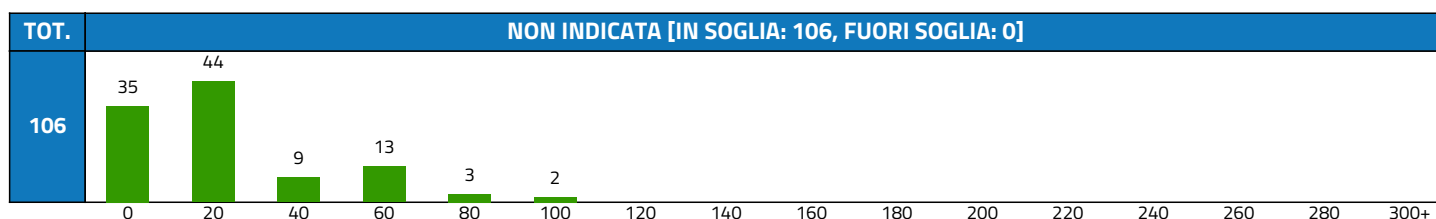

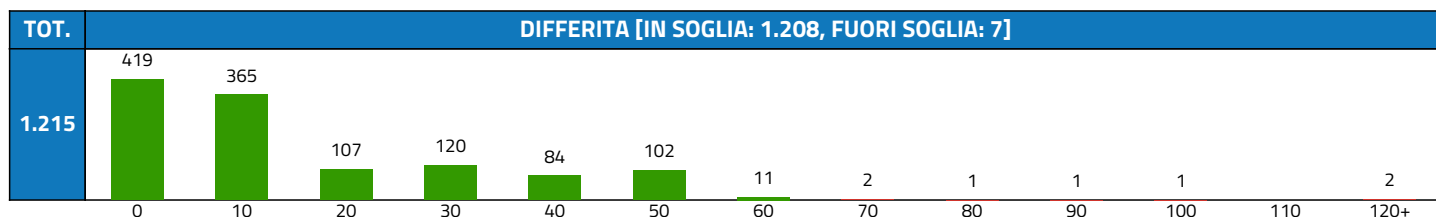
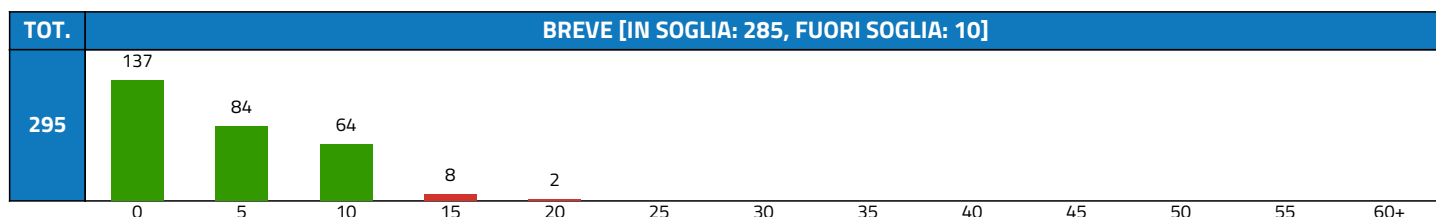
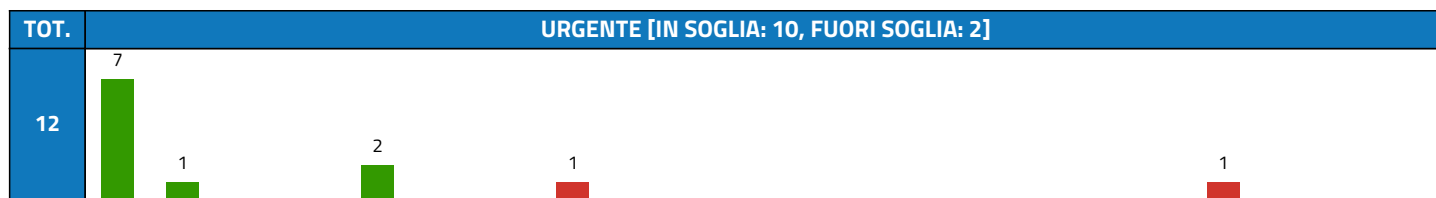


88.38.5 - TC DI BACINO E ARTICOLAZIONI SACROILIACHE							
APP.	IN SOGLIA	FUORI	%	MEDIA	DEV.ST.	CRIT.	
59	51	8	86,44%	21	34	0,17	
CLASSE	APP.	IN SOGLIA	FUORI	%	MEDIA	DEV.ST.	MAX
BREVE	19	14	5	73,68%	13	16	54
DIFFERITA	28	25	3	89,29%	30	43	189
PROGRAMMATA	12	12	0	100,00%	14	25	91

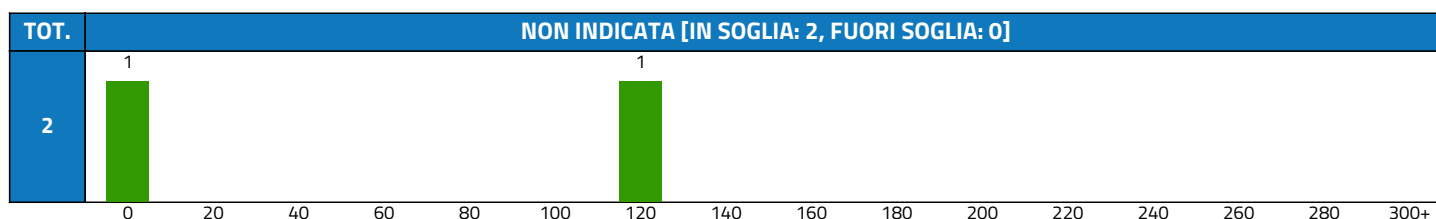
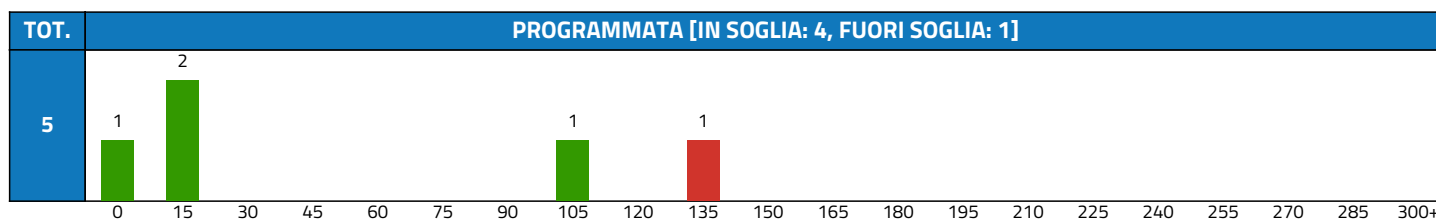
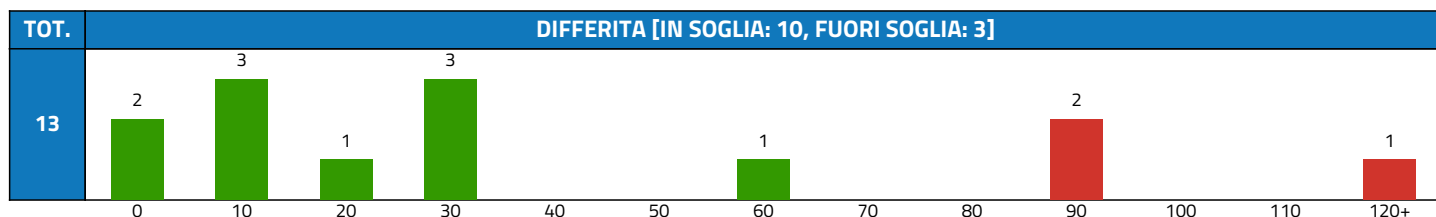




95.41.1 - ESAME AUDIOMETRICO TONALE							
APP.	IN SOGLIA	FUORI	%	MEDIA	DEV.ST.	CRIT.	
3.041	3.020	21	99,31%	12	20	0,13	
CLASSE	APP.	IN SOGLIA	FUORI	%	MEDIA	DEV.ST.	MAX
URGENTE	12	10	2	83,33%	3	5	17
BREVE	295	285	10	96,61%	3	4	17
DIFFERITA	1.215	1.208	7	99,42%	12	17	162
PROGRAMMATA	1.413	1.411	2	99,86%	13	23	140
NON INDICATA	106	106	0	100,00%	14	22	89



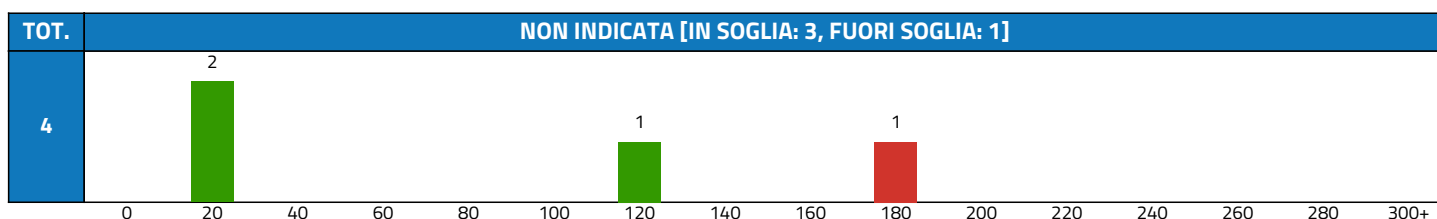
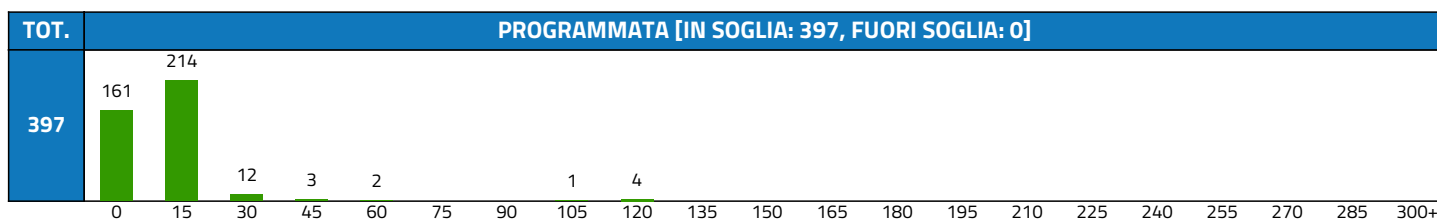
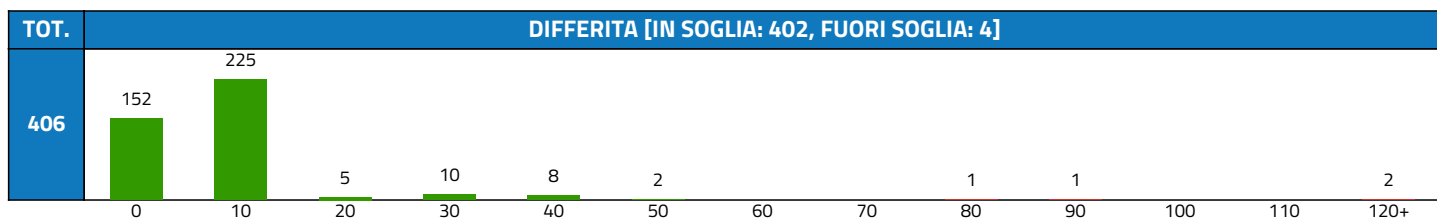
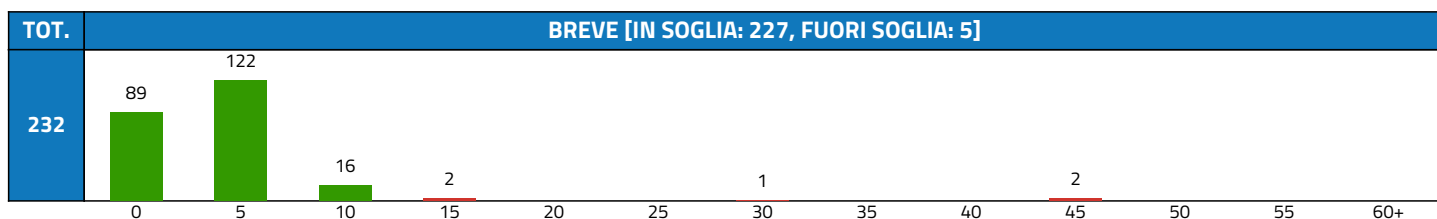
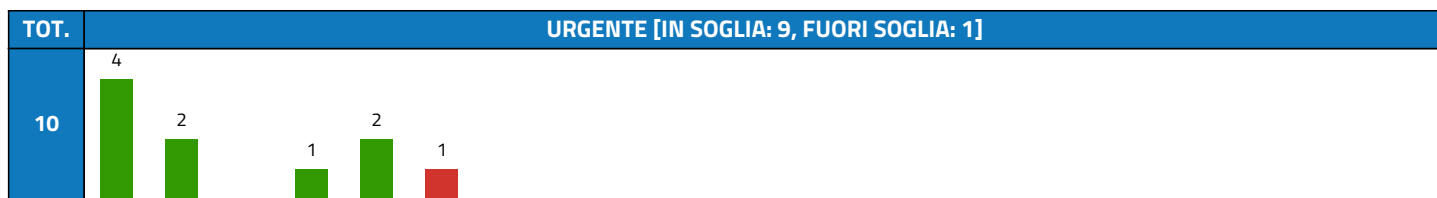


88.94.E - RM DELLA GAMBA							
APP.	IN SOGLIA	FUORI	%	MEDIA	DEV.ST.	CRIT.	
37	27	10	72,97%	28	40	0,13	
CLASSE	APP.	IN SOGLIA	FUORI	%	MEDIA	DEV.ST.	MAX
URGENTE	2	2	0	100,00%	3	1	4
BREVE	15	9	6	60,00%	14	18	64
DIFFERITA	13	10	3	76,92%	35	40	130
PROGRAMMATA	5	4	1	80,00%	50	58	134
NON INDICATA	2	2	0	100,00%	59	59	118



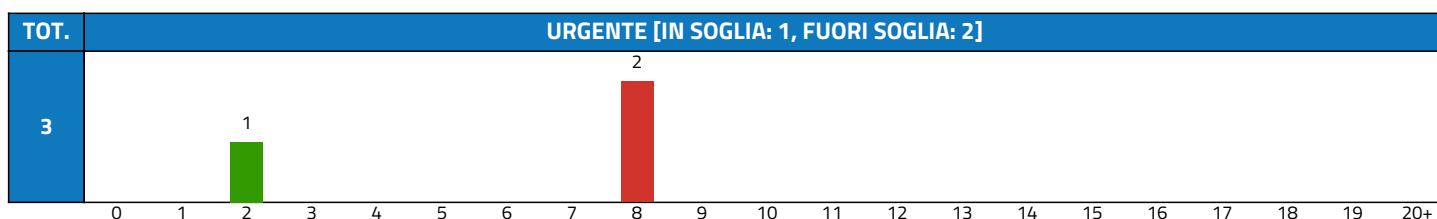
88.23.2 - RX DELLA MANO							
APP.	IN SOGLIA	FUORI	%	MEDIA	DEV.ST.	CRIT.	
1.049	1.038	11	98,95%	4	14	0,13	
CLASSE	APP.	IN SOGLIA	FUORI	%	MEDIA	DEV.ST.	MAX
URGENTE	10	9	1	90,00%	2	2	5
BREVE	232	227	5	97,84%	2	5	43
DIFFERITA	406	402	4	99,01%	4	13	137
PROGRAMMATA	397	397	0	100,00%	5	14	120
NON INDICATA	4	3	1	75,00%	73	74	172


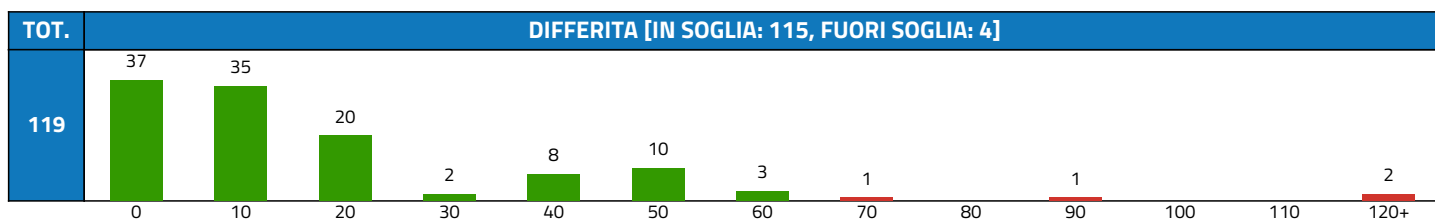
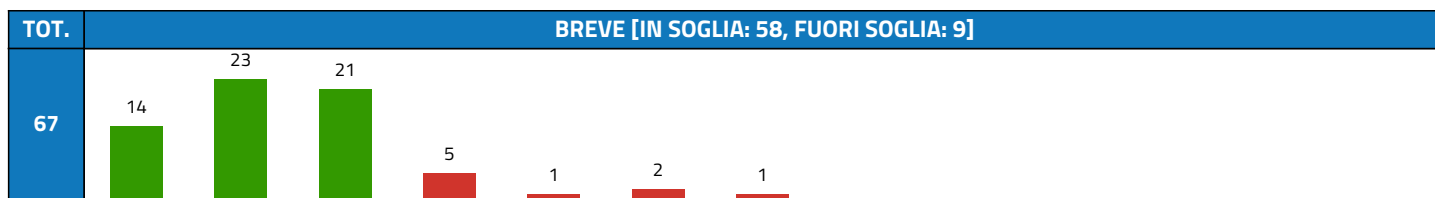




88.38.C - TC DEL RACHIDE E DELLO SPECO VERTEBRALE LOMBOSACRALE E DEL SACRO COCCIGE

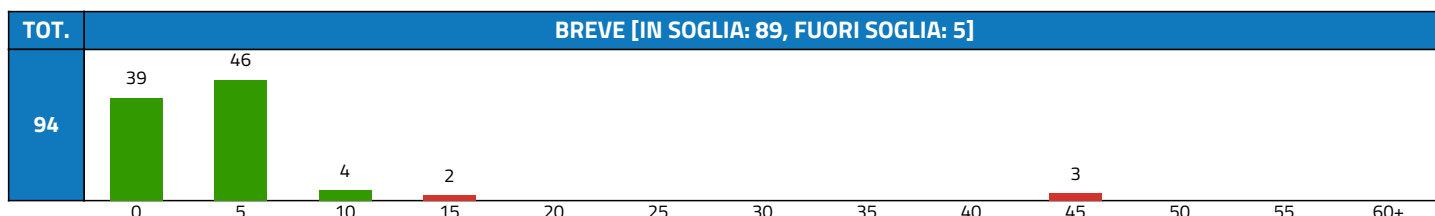

APP.	IN SOGLIA	FUORI	%	MEDIA	DEV.ST.	CRIT.	
320	304	16	95,00%	12	25	0,13	
CLASSE	APP.	IN SOGLIA	FUORI	%	MEDIA	DEV.ST.	MAX
URGENTE	3	1	2	33,33%	6	3	8
BREVE	67	58	9	86,57%	6	6	30
DIFFERITA	119	115	4	96,64%	16	28	215
PROGRAMMATA	131	130	1	99,24%	12	28	213

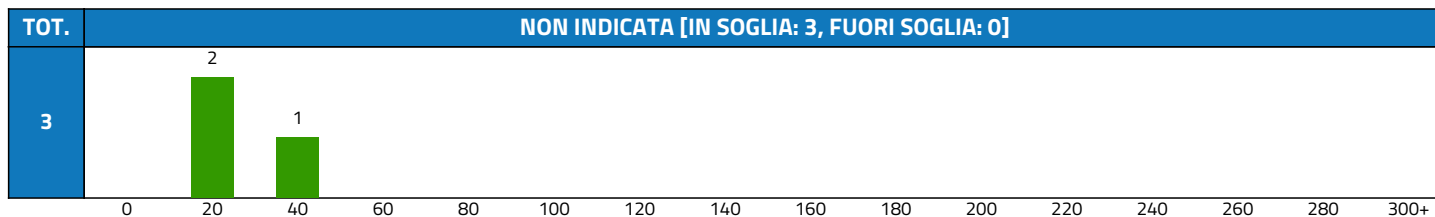
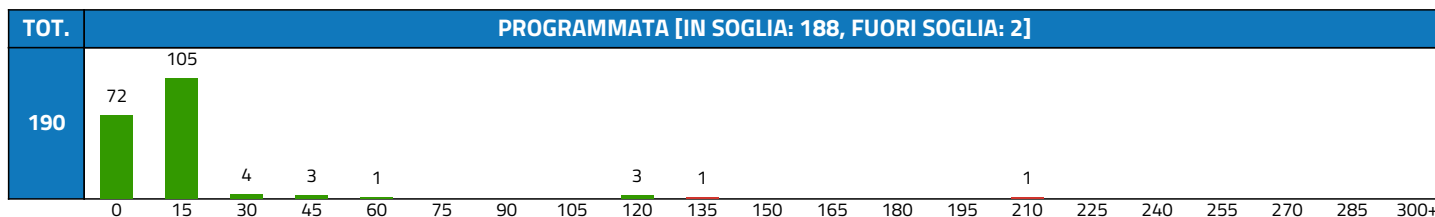
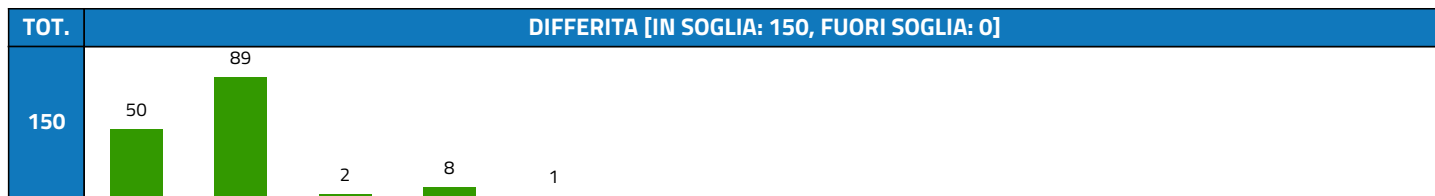




88.23.1 - RX DEL POLSO

APP.	IN SOGLIA	FUORI	%	MEDIA	DEV.ST.	CRIT.	
441	433	8	98,19%	5	16	0,12	
CLASSE	APP.	IN SOGLIA	FUORI	%	MEDIA	DEV.ST.	MAX
URGENTE	4	3	1	75,00%	3	3	7
BREVE	94	89	5	94,68%	3	8	45
DIFFERITA	150	150	0	100,00%	4	7	31
PROGRAMMATA	190	188	2	98,95%	7	23	200
NON INDICATA	3	3	0	100,00%	13	7	21

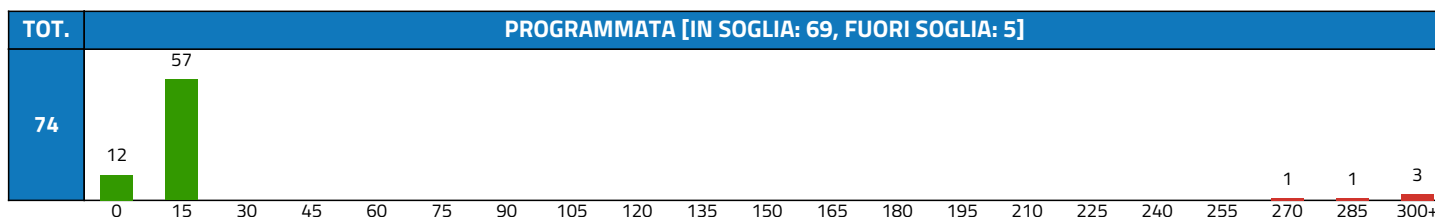
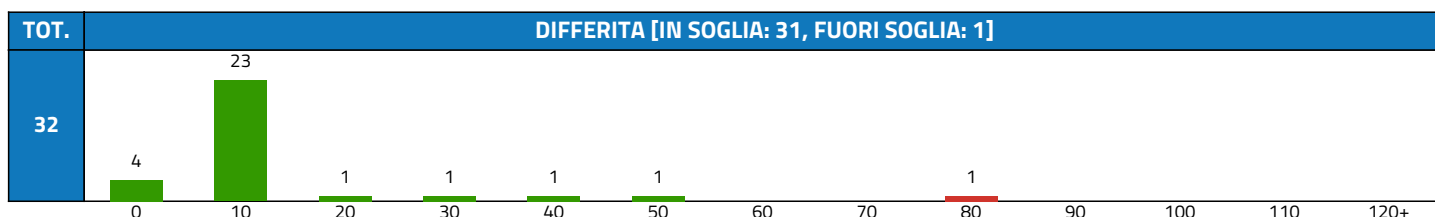



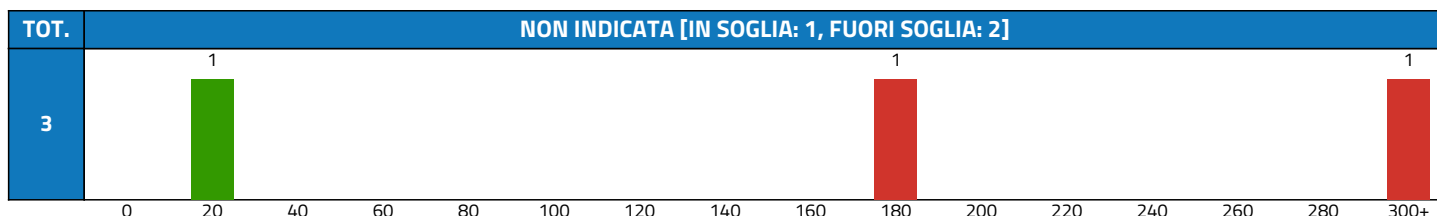


87.37.2 - MAMMOGRAFIA MONOLATERALE

APP.	IN SOGLIA	FUORI	%	MEDIA	DEV.ST.	CRIT.
136	128	8	94,12%	18	64	0,10

CLASSE	APP.	IN SOGLIA	FUORI	%	MEDIA	DEV.ST.	MAX
BREVE	27	27	0	100,00%	2	2	10
DIFFERITA	32	31	1	96,88%	8	15	71
PROGRAMMATA	74	69	5	93,24%	22	75	329
NON INDICATA	3	1	2	33,33%	170	135	331

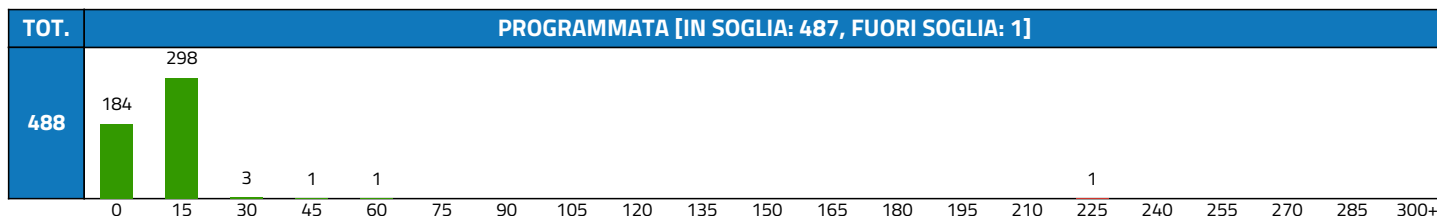
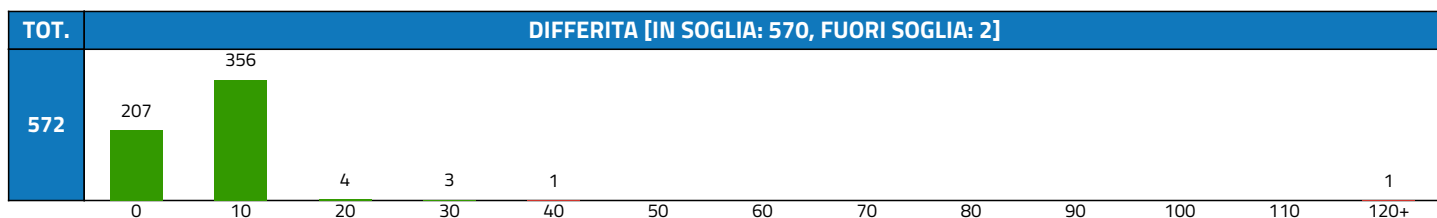
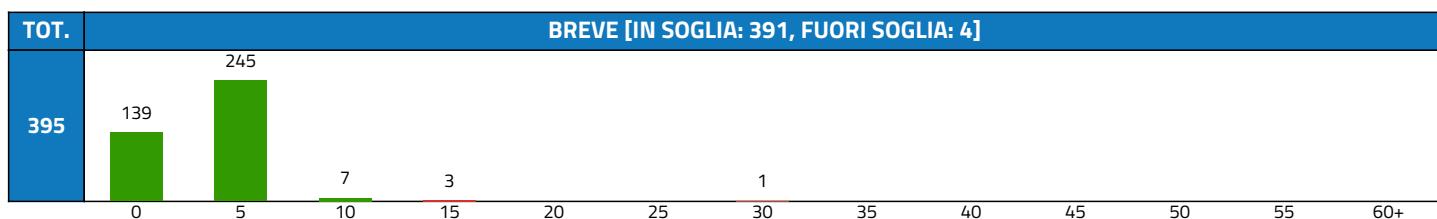
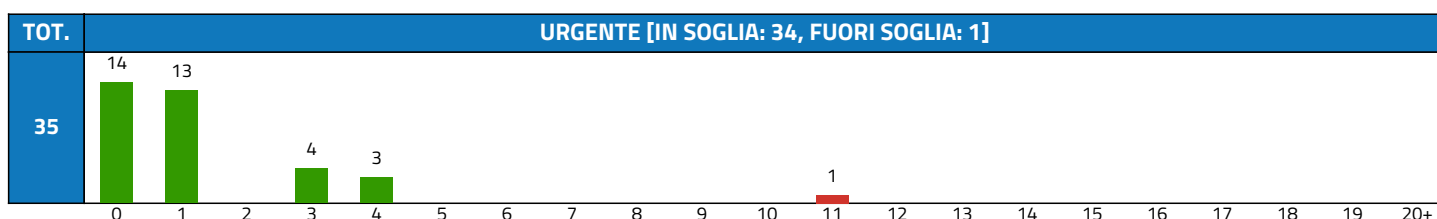


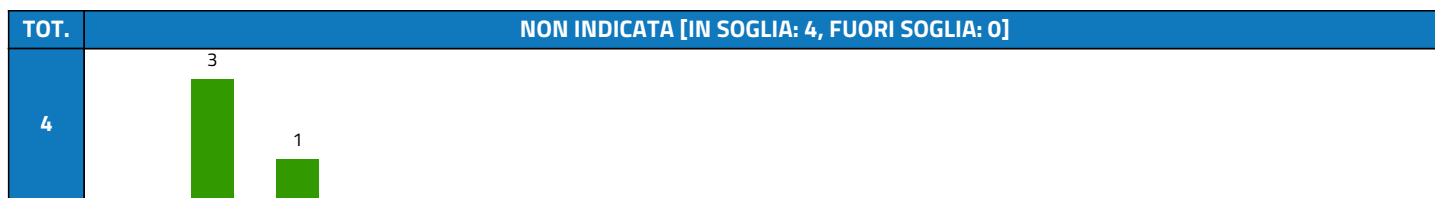


89.7B.4 - PRIMA VISITA NEFROLOGICA

APP.	IN SOGLIA	FUORI	%	MEDIA	DEV.ST.	CRIT.
1.494	1.486	8	99,46%	2	8	0,10

CLASSE	APP.	IN SOGLIA	FUORI	%	MEDIA	DEV.ST.	MAX
URGENTE	35	34	1	97,14%	1	2	11
BREVE	395	391	4	98,99%	1	2	27
DIFFERITA	572	570	2	99,65%	2	7	158
PROGRAMMATA	488	487	1	99,80%	2	10	215
NON INDICATA	4	4	0	100,00%	12	13	33

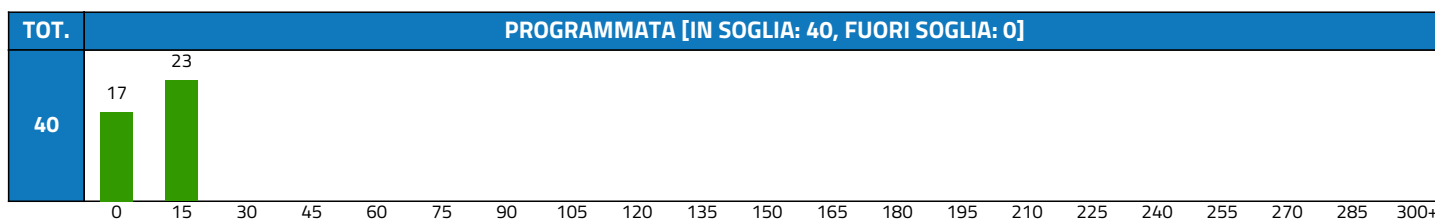

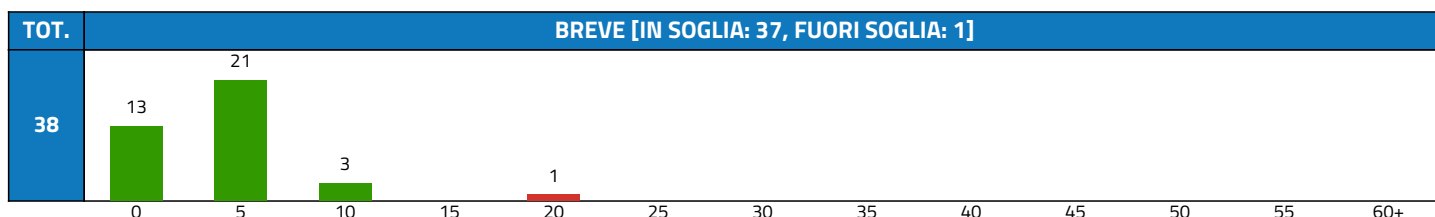
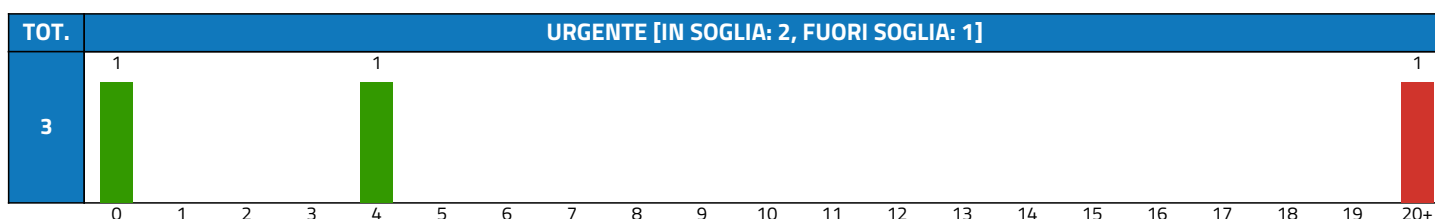




88.27.3 - RX DELLA GAMBA

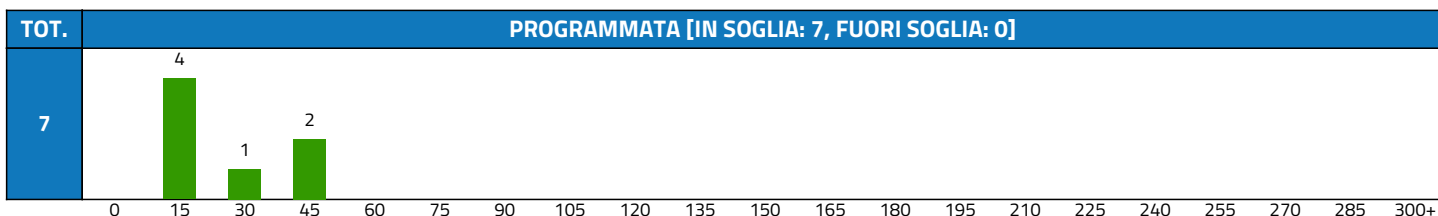
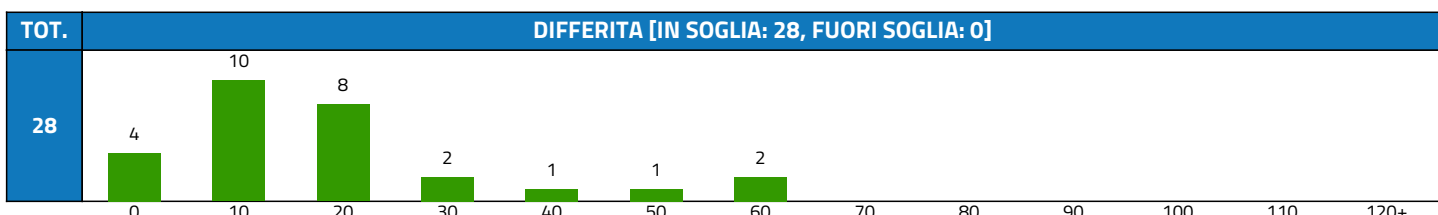
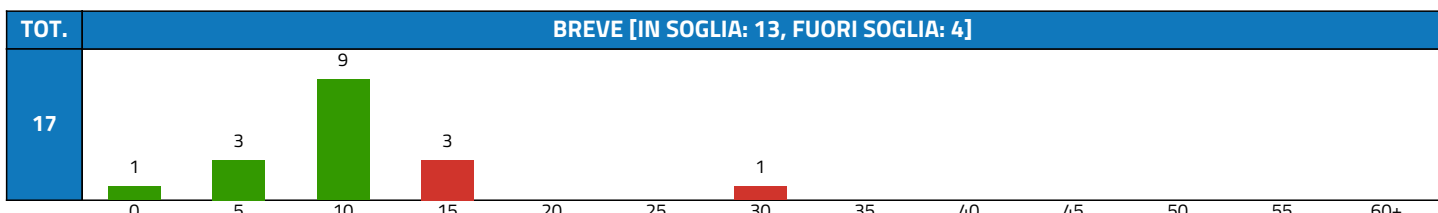
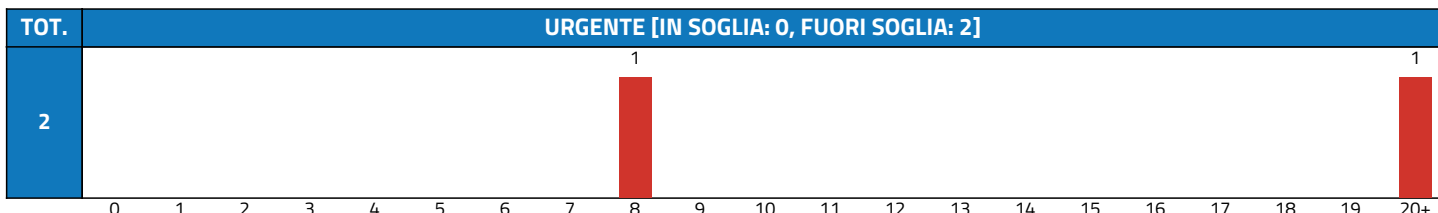
APP.	IN SOGLIA	FUORI	%	MEDIA	DEV.ST.	CRIT.
120	118	2	98,33%	3	6	0,09

CLASSE	APP.	IN SOGLIA	FUORI	%	MEDIA	DEV.ST.	MAX
URGENTE	3	2	1	66,67%	13	16	35
BREVE	38	37	1	97,37%	3	4	18
DIFFERITA	39	39	0	100,00%	5	9	34
PROGRAMMATA	40	40	0	100,00%	2	2	7



88.39.4 - TC DEL GINOCCHIO

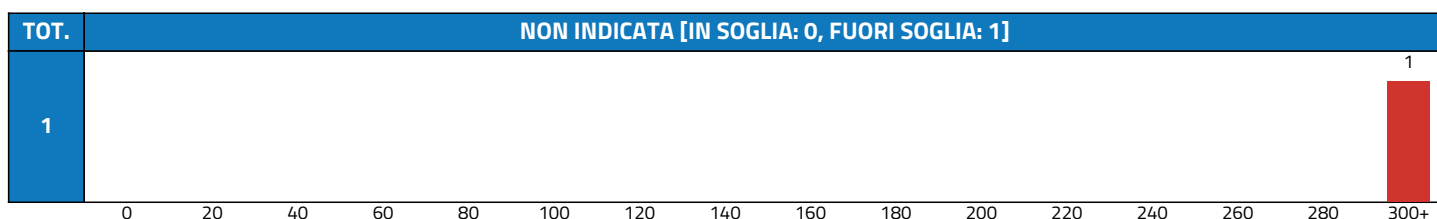
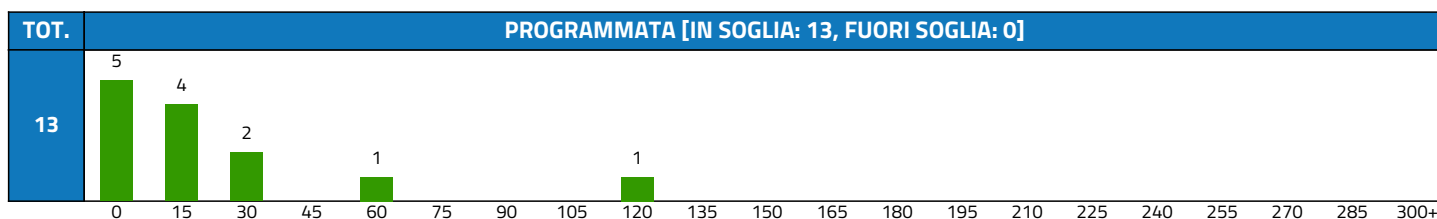

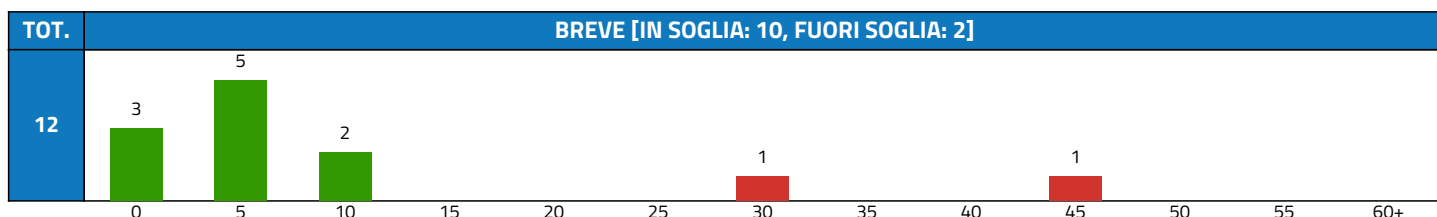

APP.	IN SOGLIA	FUORI	%	MEDIA	DEV.ST.	CRIT.	
54	48	6	88,89%	13	13	0,08	
CLASSE	APP.	IN SOGLIA	FUORI	%	MEDIA	DEV.ST.	MAX
URGENTE	2	0	2	0,00%	15	7	22
BREVE	17	13	4	76,47%	8	6	26
DIFFERITA	28	28	0	100,00%	15	16	57
PROGRAMMATA	7	7	0	100,00%	18	12	37



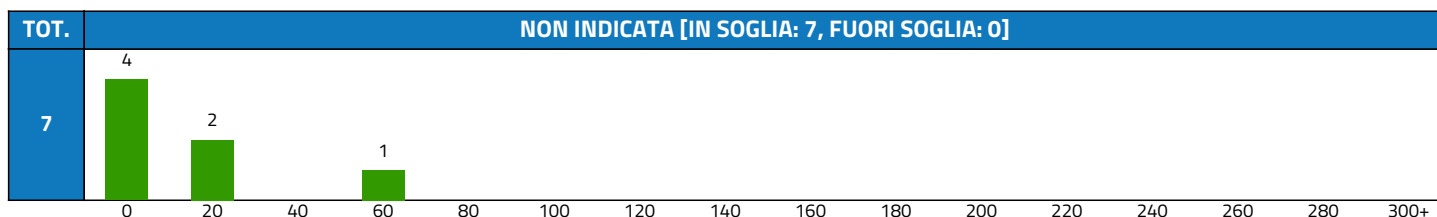

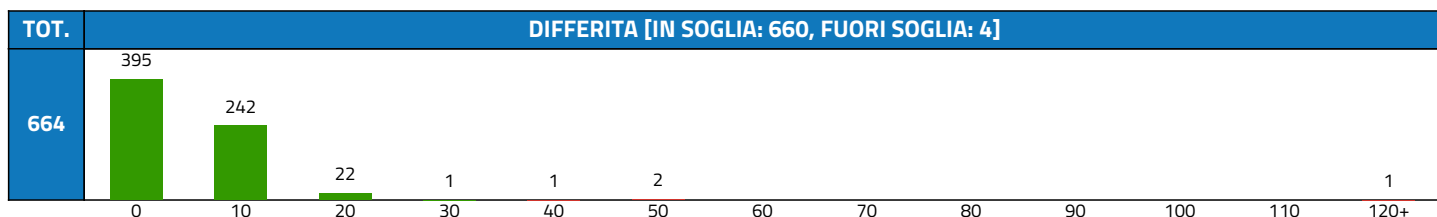
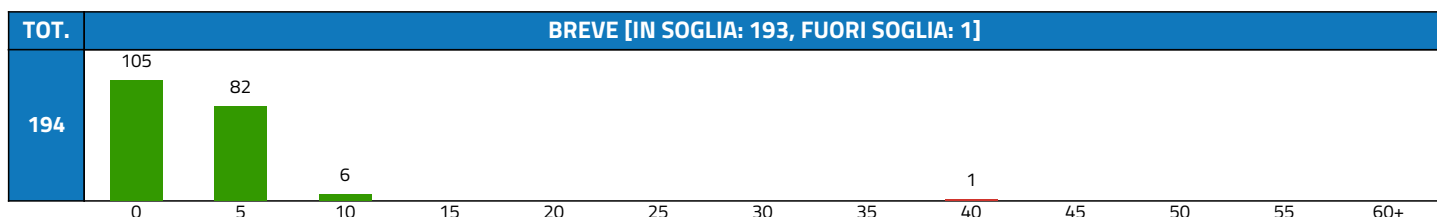
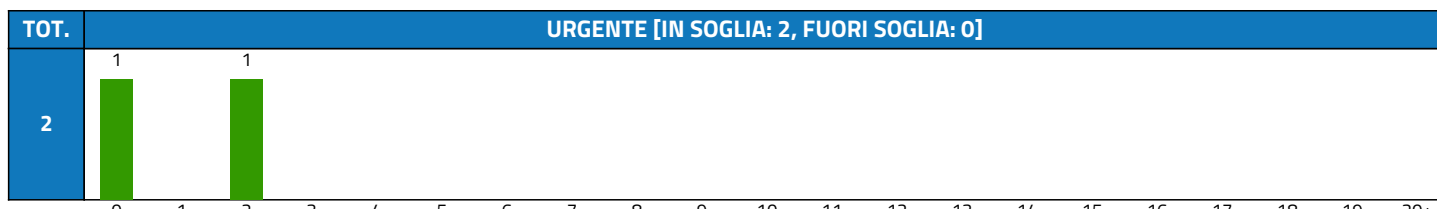
88.38.B - TC DEL RACHIDE E DELLO SPECO VERTEBRALE TORACICO

APP.	IN SOGLIA	FUORI	%	MEDIA	DEV.ST.	CRIT.	
44	40	4	90,91%	20	56	0,08	
CLASSE	APP.	IN SOGLIA	FUORI	%	MEDIA	DEV.ST.	MAX
URGENTE	2	1	1	50,00%	4	4	7
BREVE	12	10	2	83,33%	9	13	43
DIFFERITA	16	16	0	100,00%	10	13	37
PROGRAMMATA	13	13	0	100,00%	18	31	114
NON INDICATA	1	0	1	0,00%	366	0	366






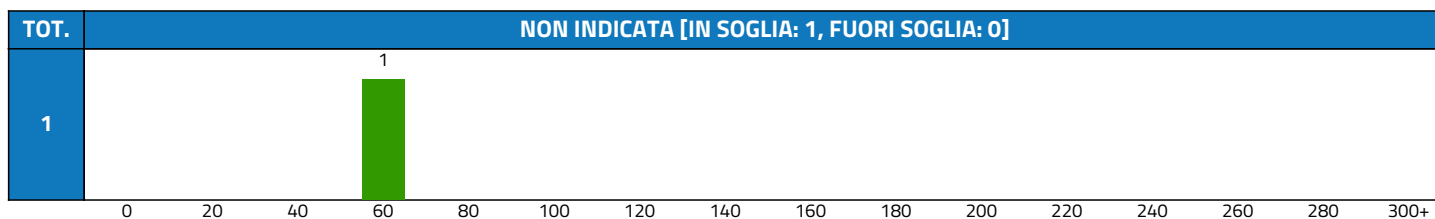
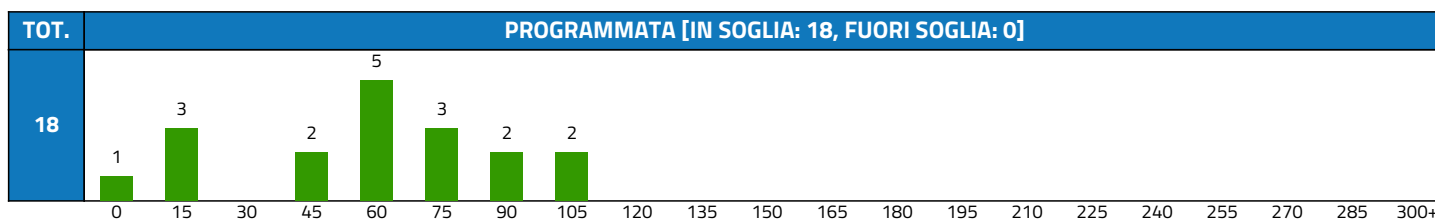
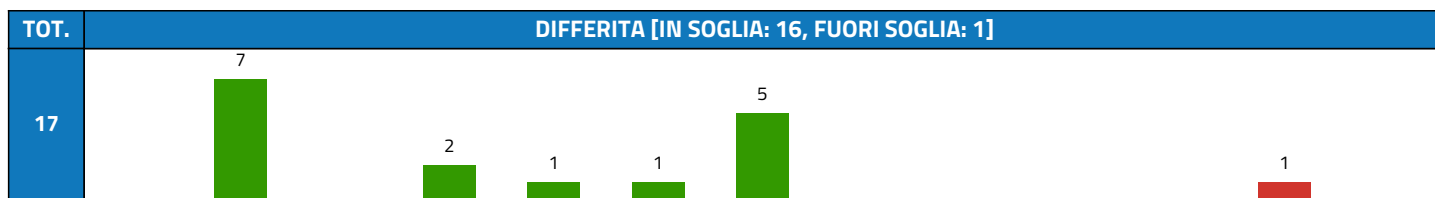
89.7 - PRIMA VISITA GERIATRICA							
APP.	IN SOGLIA	FUORI	%	MEDIA	DEV.ST.	CRIT.	
1.424	1.419	5	99,65%	2	7	0,07	
CLASSE	APP.	IN SOGLIA	FUORI	%	MEDIA	DEV.ST.	MAX
URGENTE	2	2	0	100,00%	1	1	2
BREVE	194	193	1	99,48%	1	3	38
DIFFERITA	664	660	4	99,40%	2	6	122
PROGRAMMATA	557	557	0	100,00%	2	9	92
NON INDICATA	7	7	0	100,00%	10	16	48



88.94.6 - RM DEL GOMITO

APP.	IN SOGLIA	FUORI	%	MEDIA	DEV.ST.	CRIT.	
58	52	6	89,66%	29	29	0,06	
CLASSE	APP.	IN SOGLIA	FUORI	%	MEDIA	DEV.ST.	MAX
BREVE	22	17	5	77,27%	9	10	48
DIFFERITA	17	16	1	94,12%	31	28	101
PROGRAMMATA	18	18	0	100,00%	51	31	103
NON INDICATA	1	1	0	100,00%	45	0	45

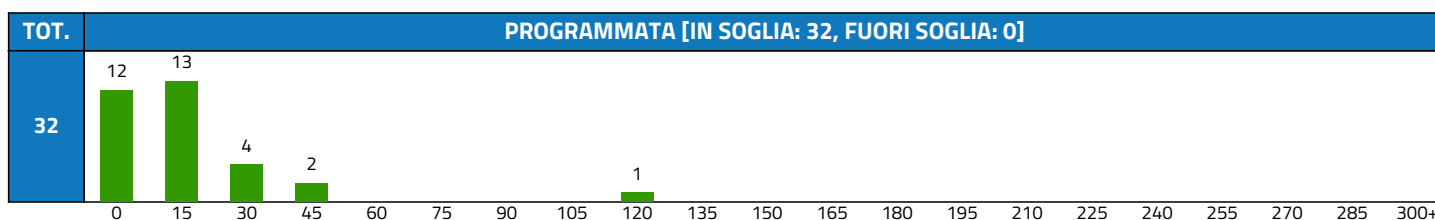
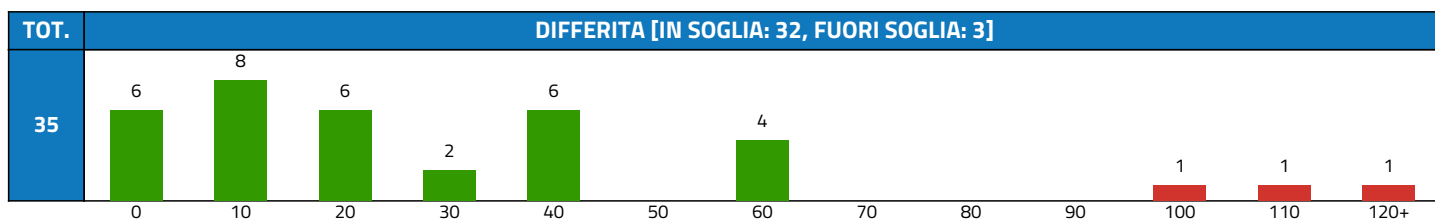
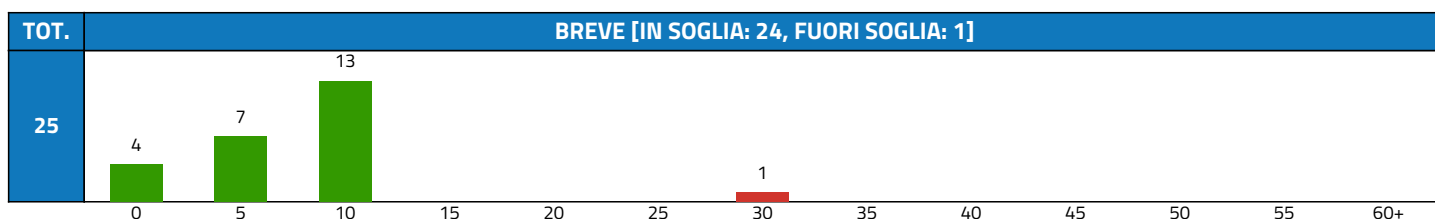




88.38.A - TC DEL RACHIDE E DELLO SPECO VERTEBRALE CERVICALE


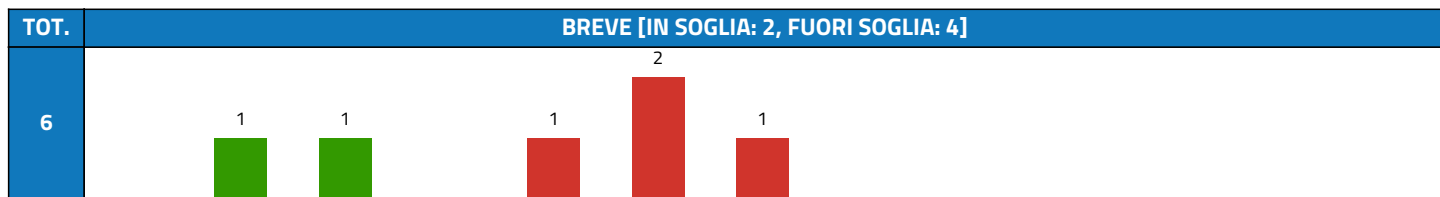
APP.	IN SOGLIA	FUORI	%	MEDIA	DEV.ST.	CRIT.
92	88	4	95,65%	17	29	0,06

CLASSE	APP.	IN SOGLIA	FUORI	%	MEDIA	DEV.ST.	MAX
BREVE	25	24	1	96,00%	6	6	30
DIFFERITA	35	32	3	91,43%	30	39	202
PROGRAMMATA	32	32	0	100,00%	11	21	114



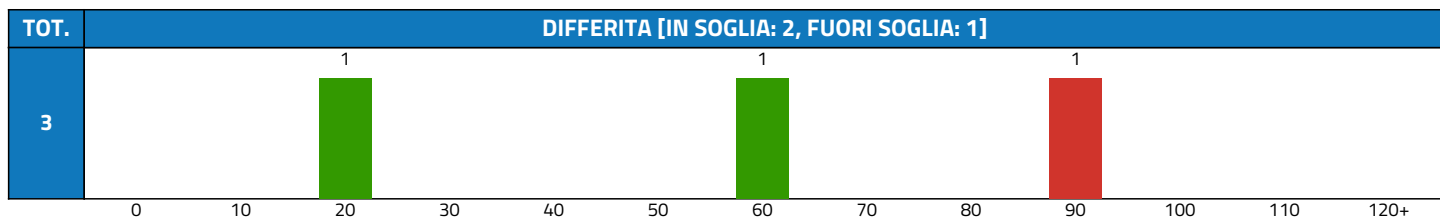
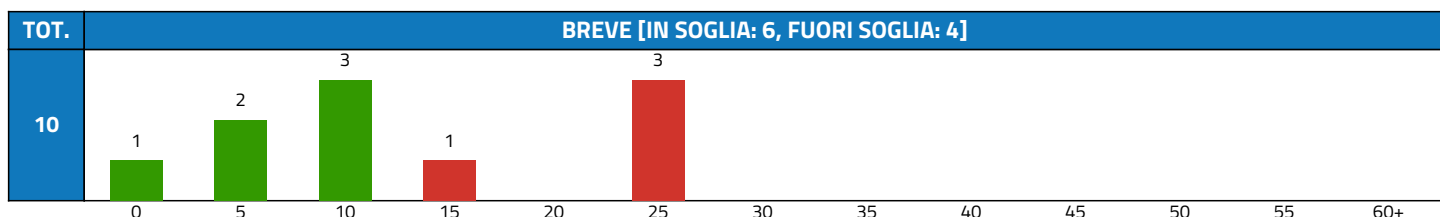
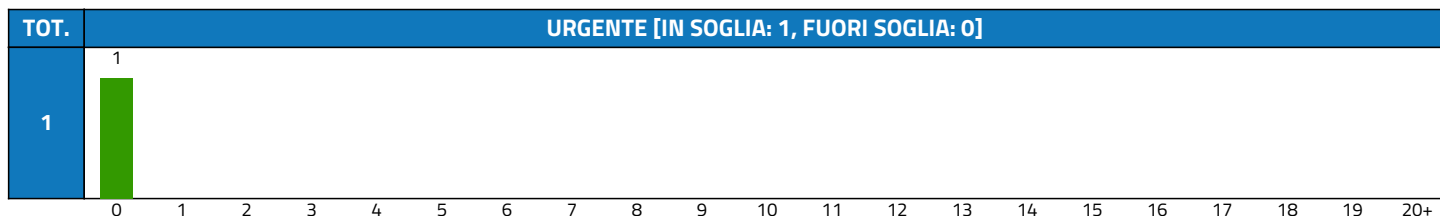
88.39.3 - TC DELLA COSCIA [TC DEL FEMORE]

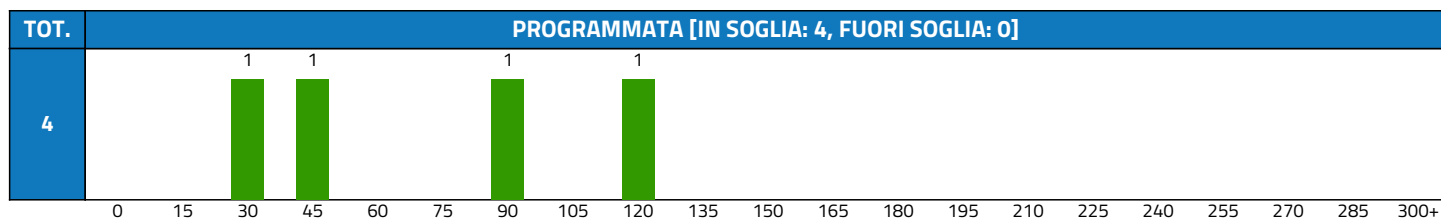
APP.	IN SOGLIA	FUORI	%	MEDIA	DEV.ST.	CRIT.	
7	3	4	42,86%	15	11	0,06	
CLASSE	APP.	IN SOGLIA	FUORI	%	MEDIA	DEV.ST.	MAX
BREVE	6	2	4	33,33%	18	10	28
PROGRAMMATA	1	1	0	100,00%	1	0	1



88.39.7 - TC DEL PIEDE

APP.	IN SOGLIA	FUORI	%	MEDIA	DEV.ST.	CRIT.	
18	13	5	72,22%	29	34	0,05	
CLASSE	APP.	IN SOGLIA	FUORI	%	MEDIA	DEV.ST.	MAX
URGENTE	1	1	0	100,00%	0	0	0
BREVE	10	6	4	60,00%	11	8	24
DIFFERITA	3	2	1	66,67%	54	29	87
PROGRAMMATA	4	4	0	100,00%	64	40	117

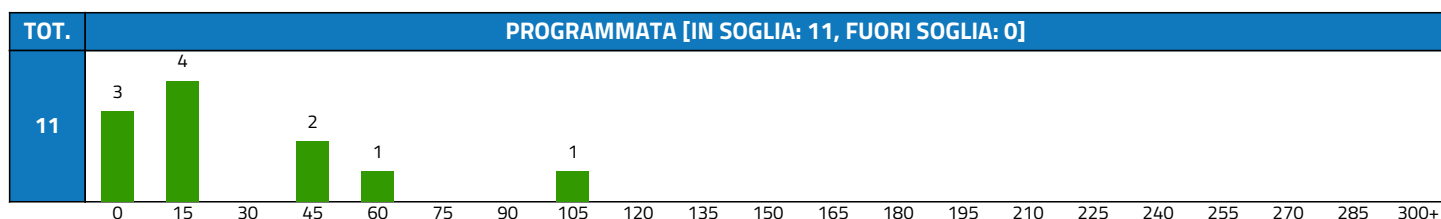
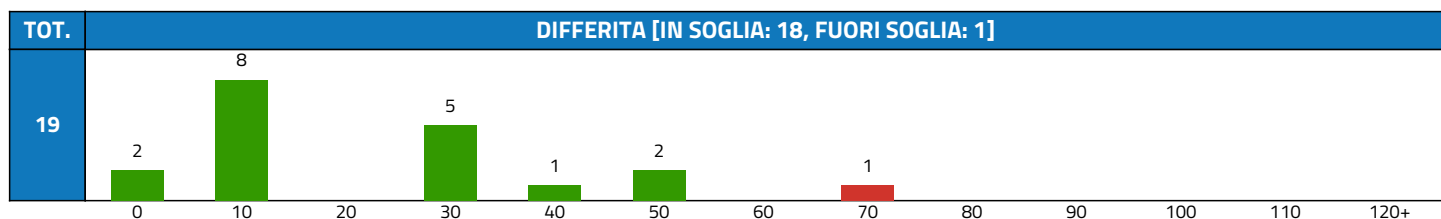
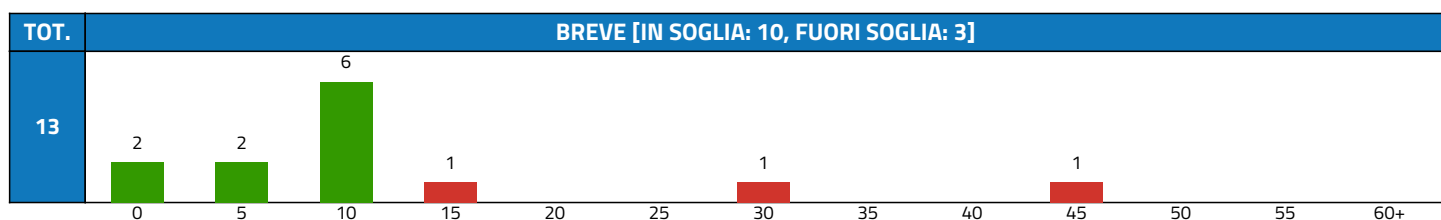




88.01.3 - TC DELL'ADDOME INFERIORE

APP.	IN SOGLIA	FUORI	%	MEDIA	DEV.ST.	CRIT.
43	39	4	90,70%	17	21	0,05

CLASSE	APP.	IN SOGLIA	FUORI	%	MEDIA	DEV.ST.	MAX
BREVE	13	10	3	76,92%	10	12	44
DIFFERITA	19	18	1	94,74%	19	19	69
PROGRAMMATA	11	11	0	100,00%	22	31	101

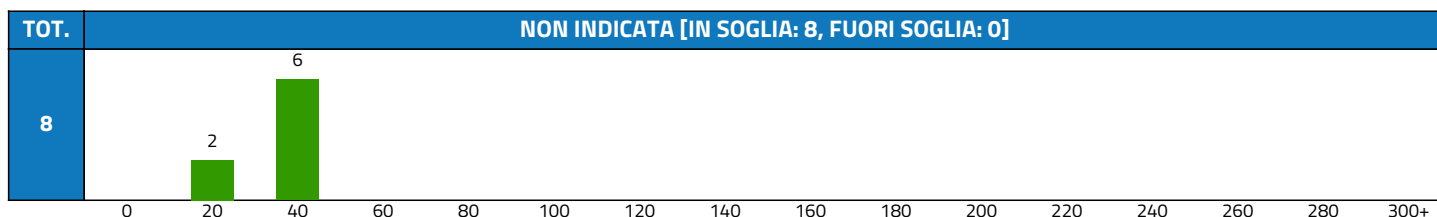

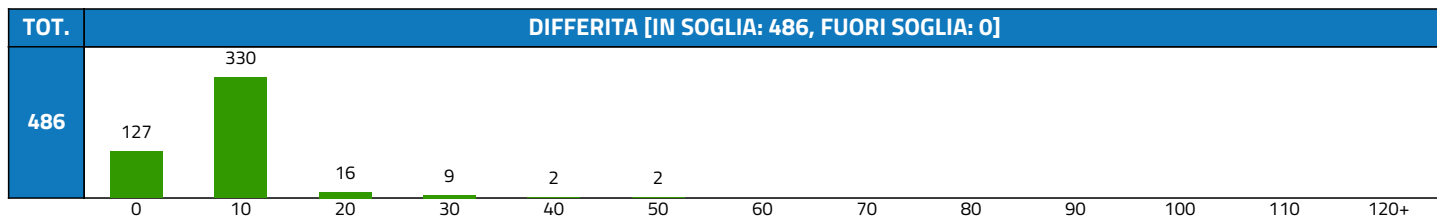
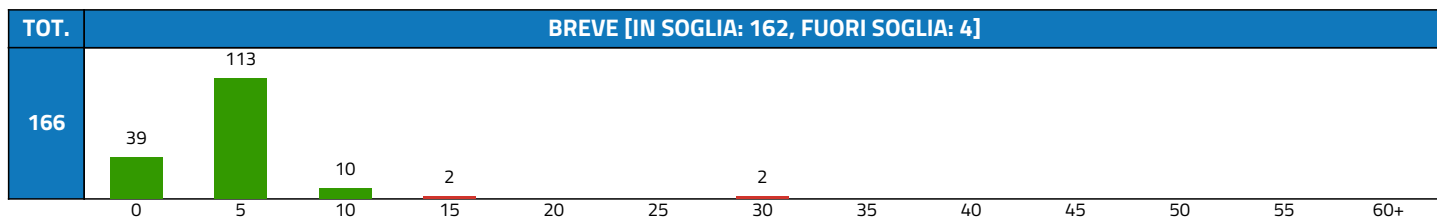



87.11.3 - ORTOPANORAMICA DELLE ARCADE DENTARIE

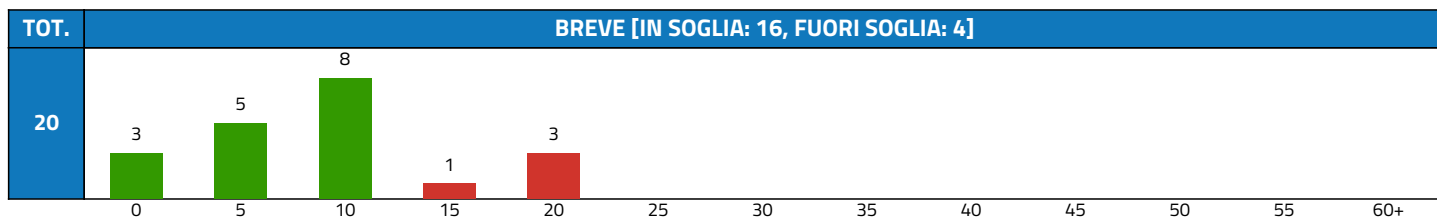
APP.	IN SOGLIA	FUORI	%	MEDIA	DEV.ST.	CRIT.
1.299	1.295	4	99,69%	3	8	0,04

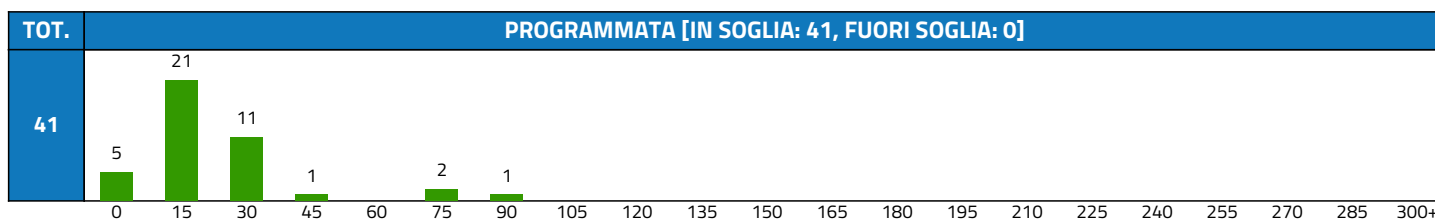
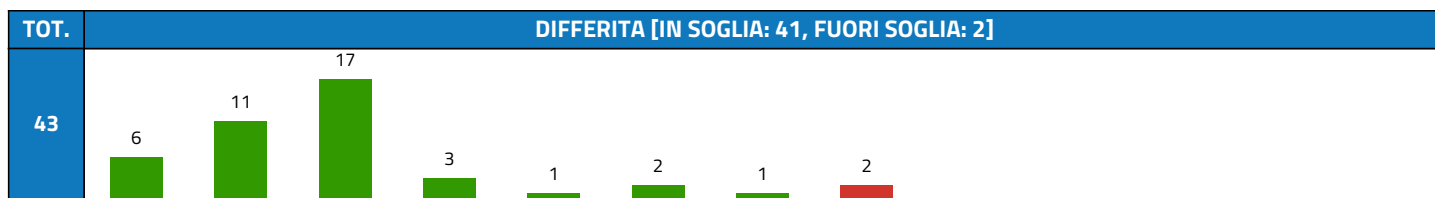
CLASSE	APP.	IN SOGLIA	FUORI	%	MEDIA	DEV.ST.	MAX
URGENTE	4	4	0	100,00%	2	1	4
BREVE	166	162	4	97,59%	2	3	29
DIFFERITA	486	486	0	100,00%	3	6	44
PROGRAMMATA	635	635	0	100,00%	3	9	101
NON INDICATA	8	8	0	100,00%	27	11	38





88.79.E - ECOCOLORDOPPLER SCROTALE							
APP.	IN SOGLIA	FUORI	%	MEDIA	DEV.ST.	CRIT.	
104	98	6	94,23%	15	17	0,03	
CLASSE	APP.	IN SOGLIA	FUORI	%	MEDIA	DEV.ST.	MAX
BREVE	20	16	4	80,00%	7	6	19
DIFFERITA	43	41	2	95,35%	16	17	69
PROGRAMMATA	41	41	0	100,00%	16	18	83

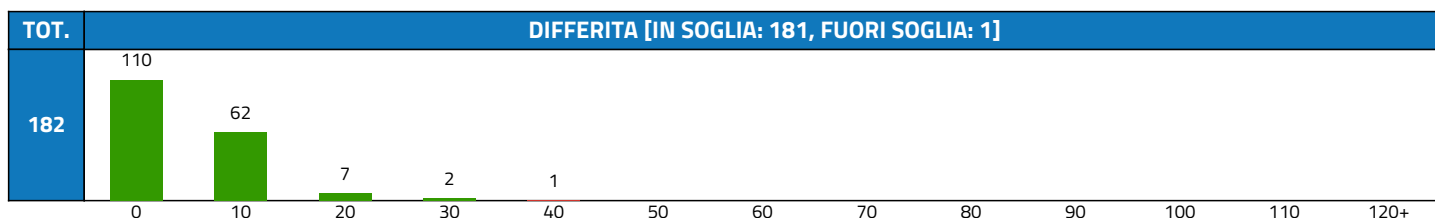
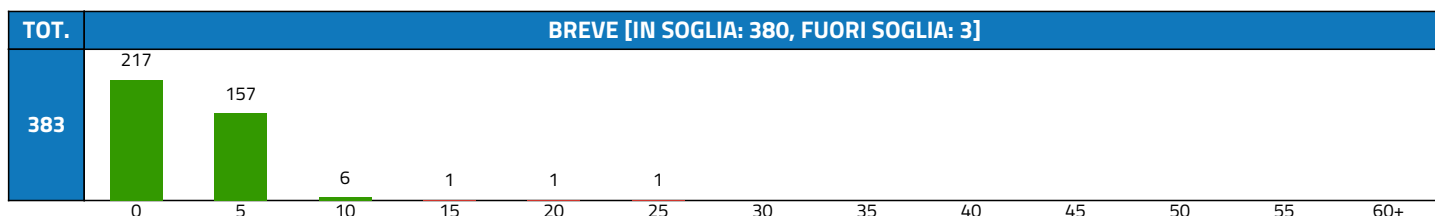



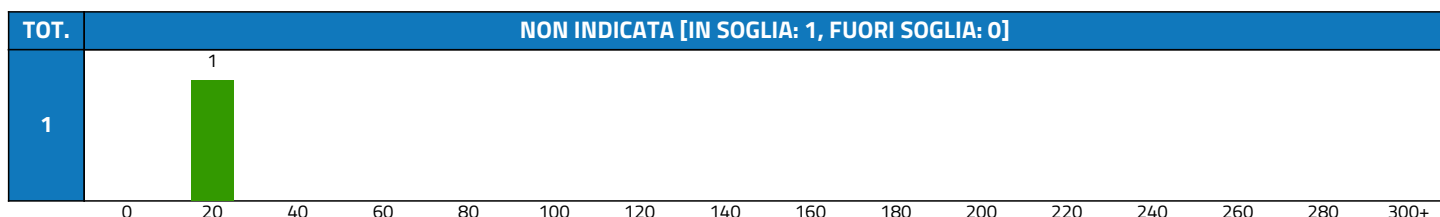
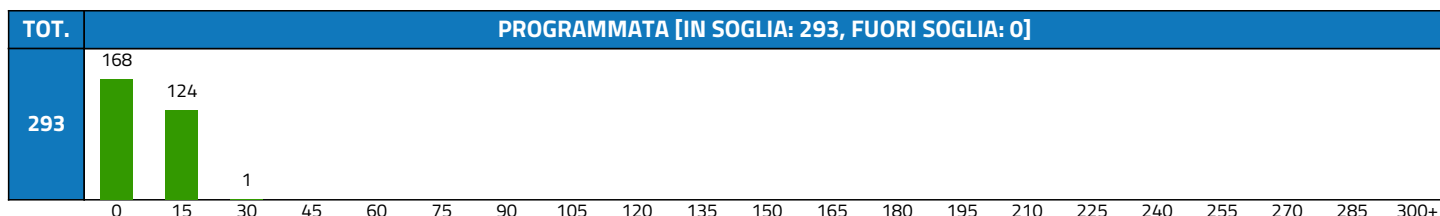


89.7B.6 - PRIMA VISITA ONCOLOGICA

APP.	IN SOGLIA	FUORI	%	MEDIA	DEV.ST.	CRIT.
871	866	5	99,43%	1	3	0,03

CLASSE	APP.	IN SOGLIA	FUORI	%	MEDIA	DEV.ST.	MAX
URGENTE	12	11	1	91,67%	1	2	6
BREVE	383	380	3	99,22%	1	2	23
DIFFERITA	182	181	1	99,45%	2	4	35
PROGRAMMATA	293	293	0	100,00%	1	2	22
NON INDICATA	1	1	0	100,00%	1	0	1

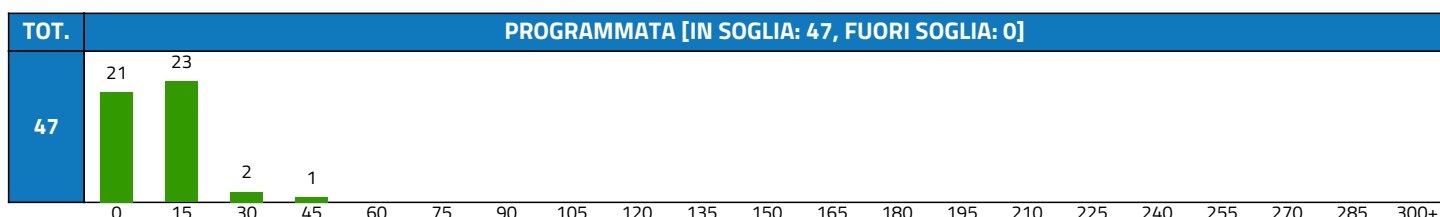

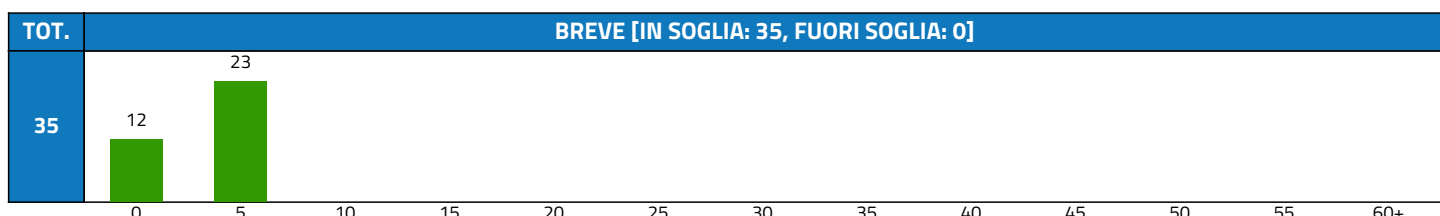
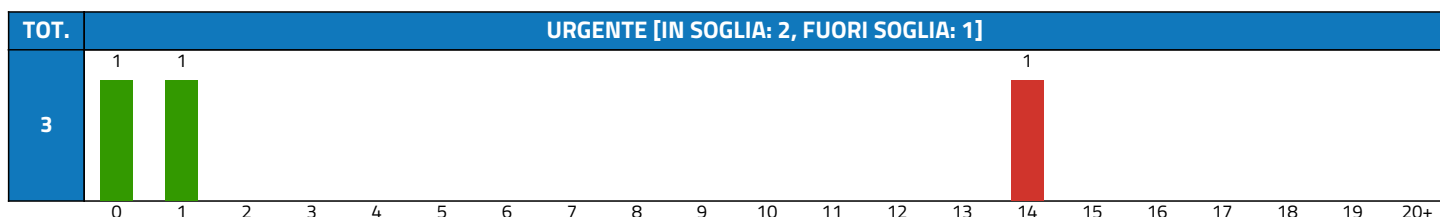




88.27.1 - RX DEL FEMORE

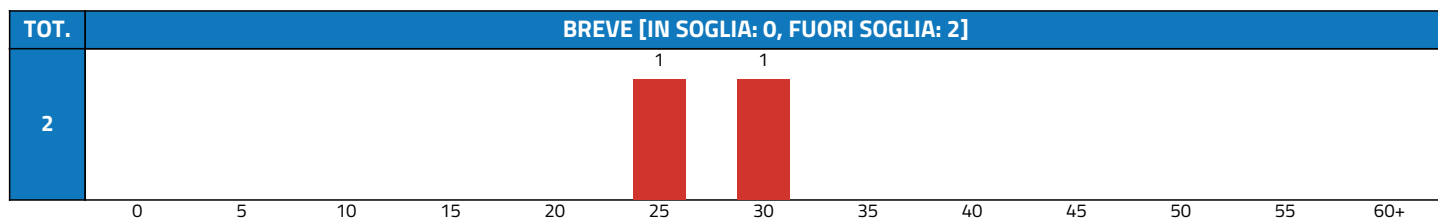
APP.	IN SOGLIA	FUORI	%	MEDIA	DEV.ST.	CRIT.
120	118	2	98,33%	4	12	0,03

CLASSE	APP.	IN SOGLIA	FUORI	%	MEDIA	DEV.ST.	MAX
URGENTE	3	2	1	66,67%	5	6	14
BREVE	35	35	0	100,00%	1	1	5
DIFFERITA	35	34	1	97,14%	8	20	112
PROGRAMMATA	47	47	0	100,00%	3	7	40



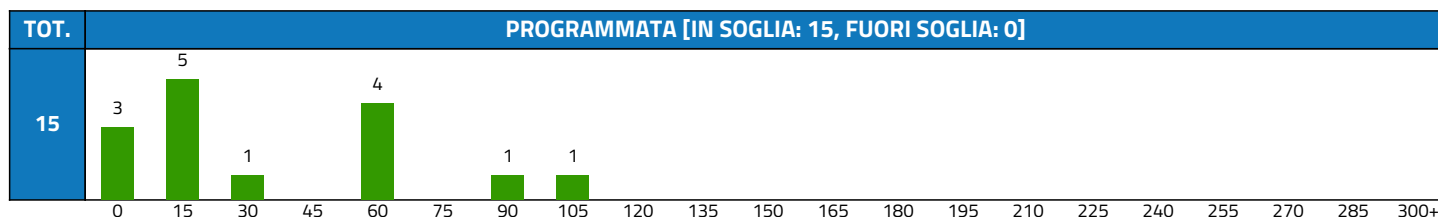
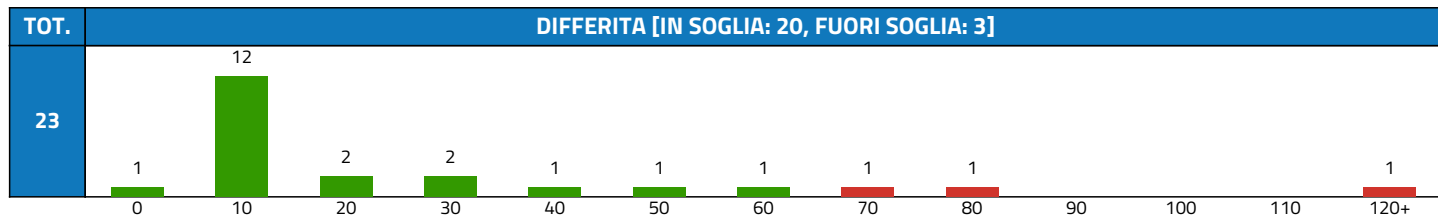
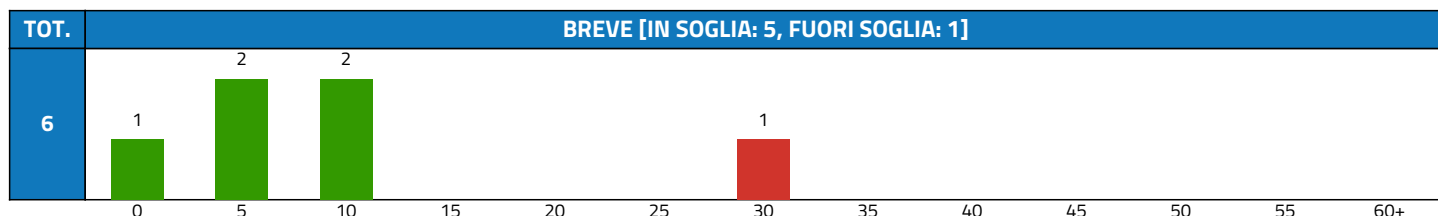
88.38.H - TC DEL BRACCIO

APP.	IN SOGLIA	FUORI	%	MEDIA	DEV.ST.	CRIT.	
2	0	2	0,00%	24	3	0,03	
CLASSE	APP.	IN SOGLIA	FUORI	%	MEDIA	DEV.ST.	MAX
BREVE	2	0	2	0,00%	24	3	26



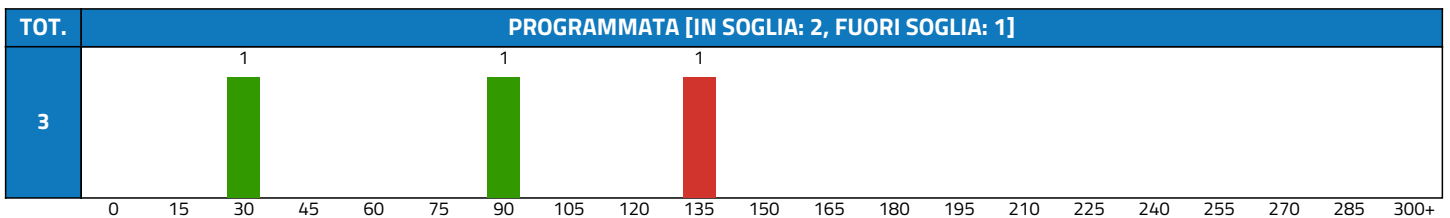
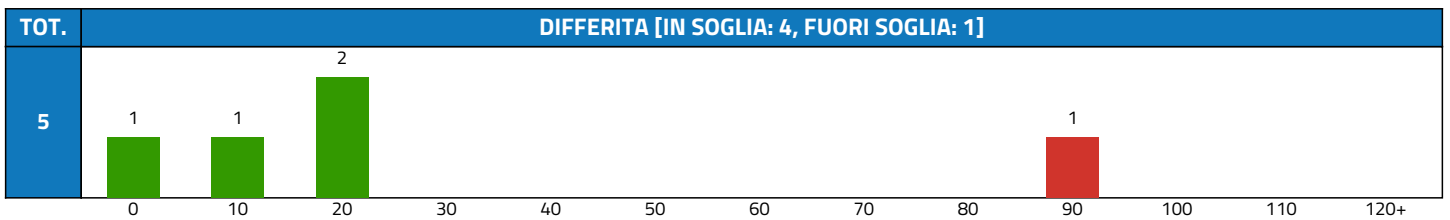
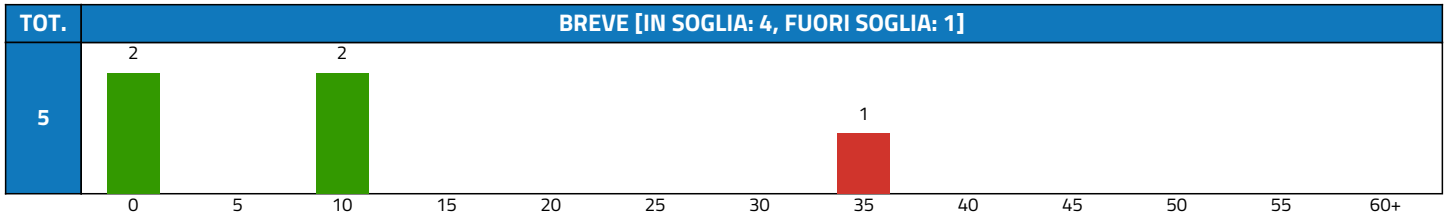
88.01.1 - TC DELL'ADDOME SUPERIORE

APP.	IN SOGLIA	FUORI	%	MEDIA	DEV.ST.	CRIT.	
44	40	4	90,91%	24	31	0,03	
CLASSE	APP.	IN SOGLIA	FUORI	%	MEDIA	DEV.ST.	MAX
BREVE	6	5	1	83,33%	7	9	26
DIFFERITA	23	20	3	86,96%	25	32	132
PROGRAMMATA	15	15	0	100,00%	29	32	101



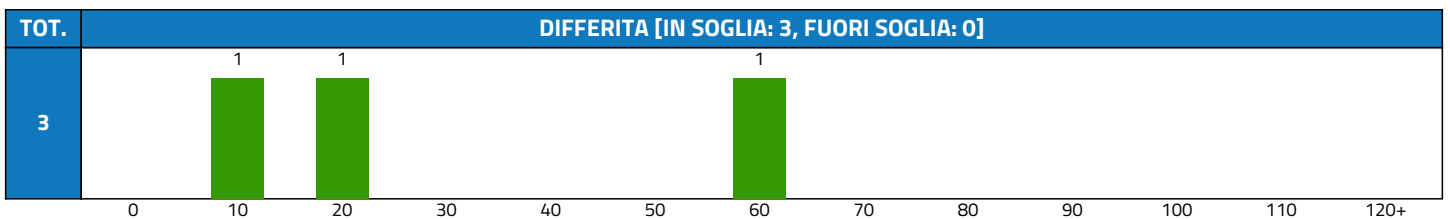
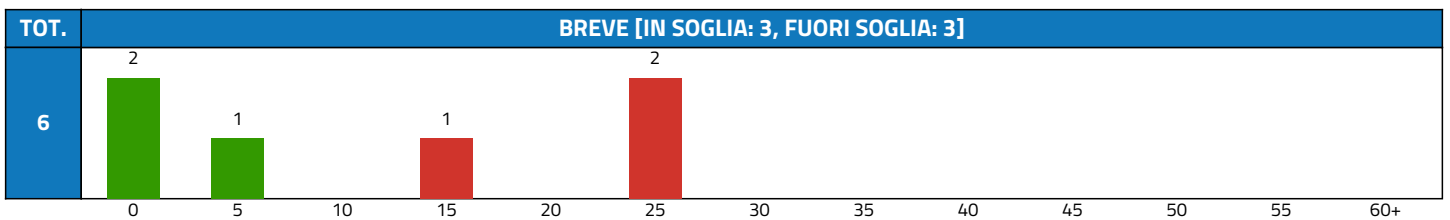
88.39.2 - TC DELL'ARTICOLAZIONE COXOFEMORALE

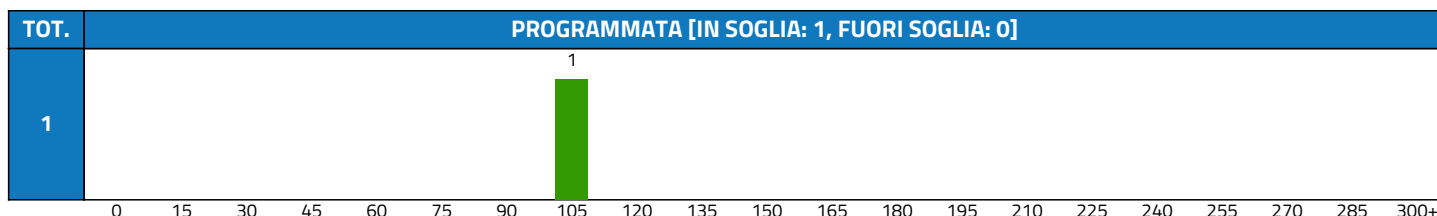
APP.	IN SOGLIA	FUORI	%	MEDIA	DEV.ST.	CRIT.	
13	10	3	76,92%	31	40	0,03	
CLASSE	APP.	IN SOGLIA	FUORI	%	MEDIA	DEV.ST.	MAX
BREVE	5	4	1	80,00%	10	13	34
DIFFERITA	5	4	1	80,00%	23	33	89
PROGRAMMATA	3	2	1	66,67%	79	41	123



88.39.6 - TC DELLA CAVIGLIA




APP.	IN SOGLIA	FUORI	%	MEDIA	DEV.ST.	CRIT.	
10	7	3	70,00%	24	30	0,03	
CLASSE	APP.	IN SOGLIA	FUORI	%	MEDIA	DEV.ST.	MAX
BREVE	6	3	3	50,00%	10	10	24
DIFFERITA	3	3	0	100,00%	26	24	59
PROGRAMMATA	1	1	0	100,00%	101	0	101





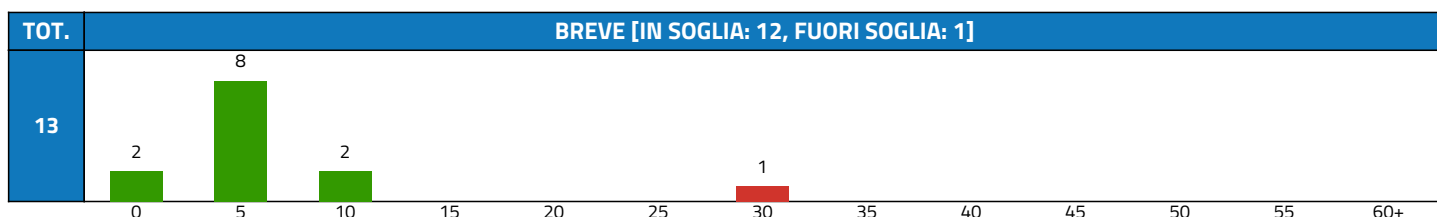
88.38.G - TC DELLA SPALLA


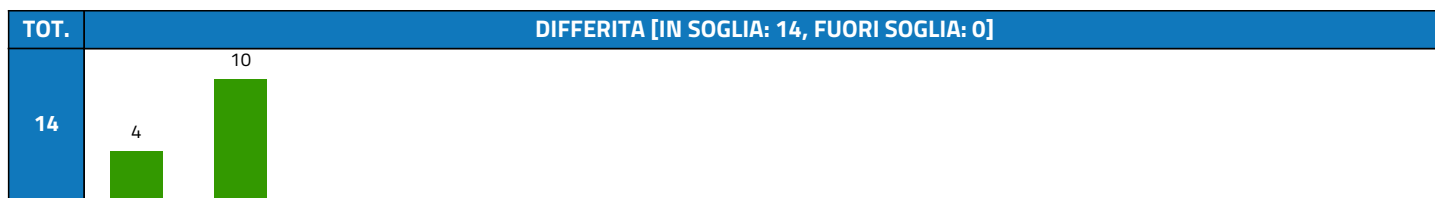
APP.	IN SOGLIA	FUORI	%	MEDIA	DEV.ST.	CRIT.	
31	28	3	90,32%	16	24	0,03	
CLASSE	APP.	IN SOGLIA	FUORI	%	MEDIA	DEV.ST.	MAX
BREVE	14	11	3	78,57%	8	8	34
DIFFERITA	8	8	0	100,00%	11	11	29
PROGRAMMATA	9	9	0	100,00%	33	37	103



87.24.6 - RX STANDARD SACROCOCCIGEA

APP.	IN SOGLIA	FUORI	%	MEDIA	DEV.ST.	CRIT.	
33	32	1	96,97%	3	5	0,02	
CLASSE	APP.	IN SOGLIA	FUORI	%	MEDIA	DEV.ST.	MAX
BREVE	13	12	1	92,31%	5	7	27
DIFFERITA	14	14	0	100,00%	2	3	9
PROGRAMMATA	6	6	0	100,00%	2	1	4


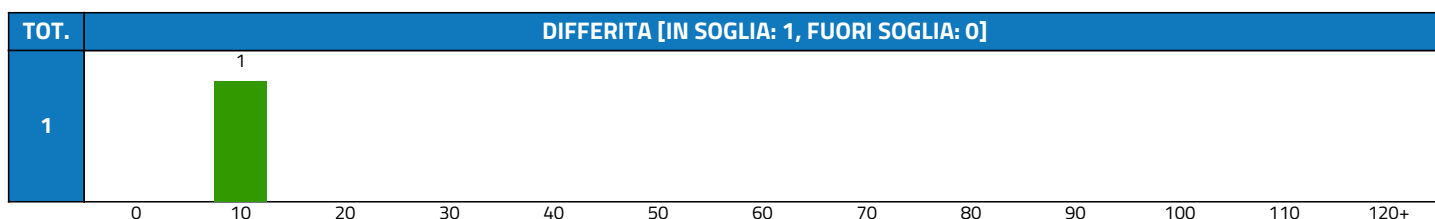
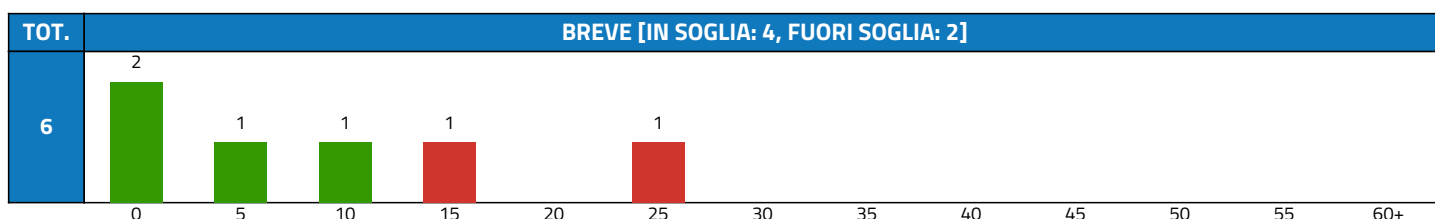




88.39.5 - TC DELLA GAMBA

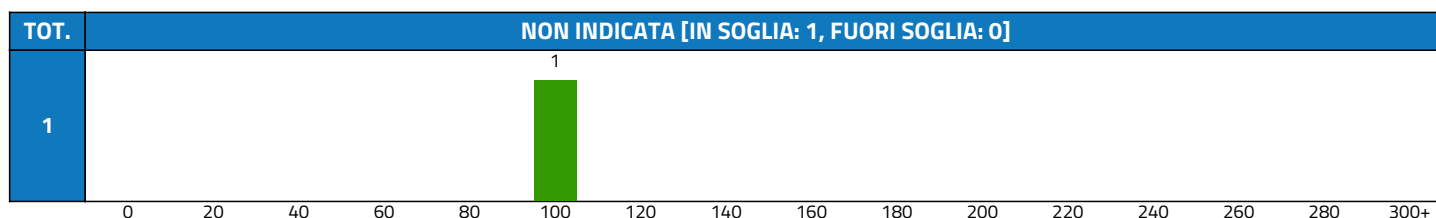
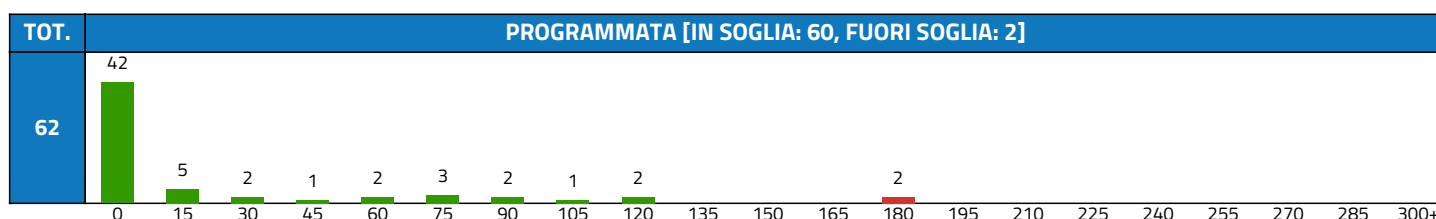
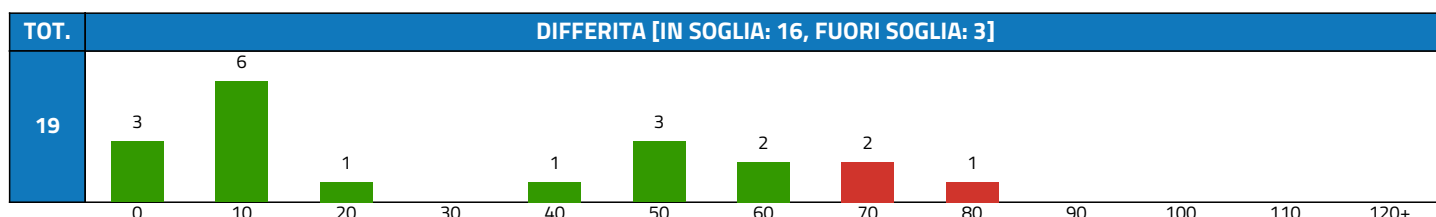

APP.	IN SOGLIA	FUORI	%	MEDIA	DEV.ST.	CRIT.
8	6	2	75,00%	17	26	0,02

CLASSE	APP.	IN SOGLIA	FUORI	%	MEDIA	DEV.ST.	MAX
BREVE	6	4	2	66,67%	8	9	24
DIFFERITA	1	1	0	100,00%	6	0	6
PROGRAMMATA	1	1	0	100,00%	84	0	84



93.08.C - ELETTROMIOGRAFIA SEMPLICE [EMG] DEL CAPO

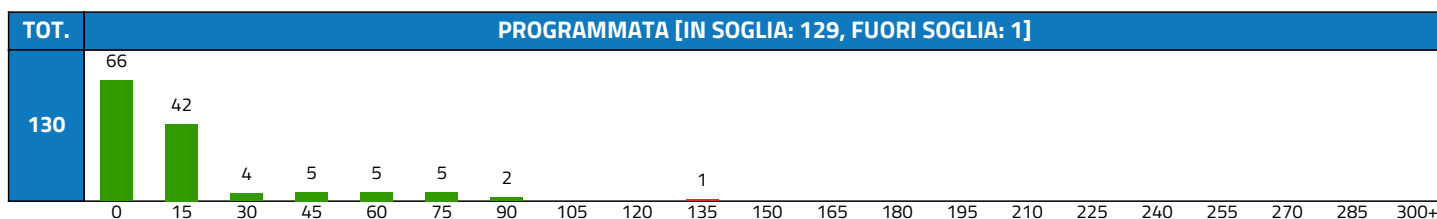
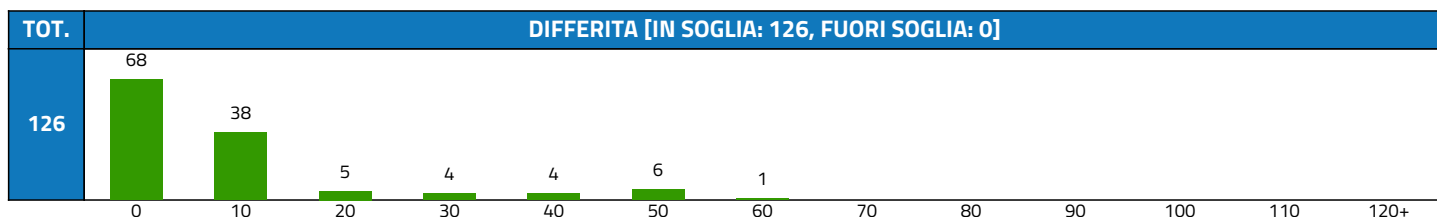
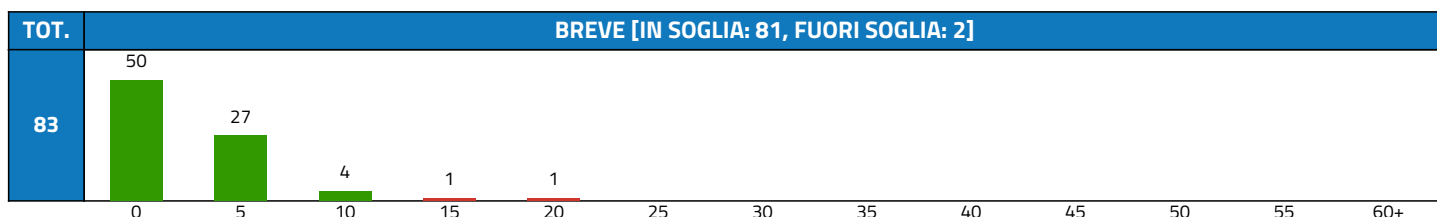
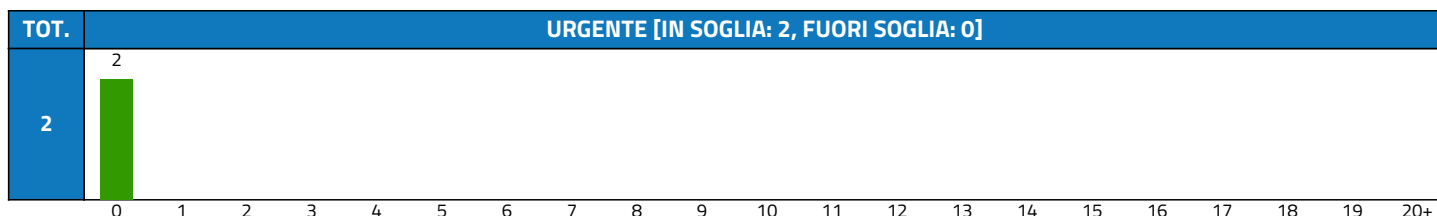
APP.	IN SOGLIA	FUORI	%	MEDIA	DEV.ST.	CRIT.	
85	80	5	94,12%	22	39	0,01	
CLASSE	APP.	IN SOGLIA	FUORI	%	MEDIA	DEV.ST.	MAX
BREVE	3	3	0	100,00%	4	3	6
DIFFERITA	19	16	3	84,21%	28	27	78
PROGRAMMATA	62	60	2	96,77%	20	42	180
NON INDICATA	1	1	0	100,00%	92	0	92



95.42 - IMPEDENZOMETRIA

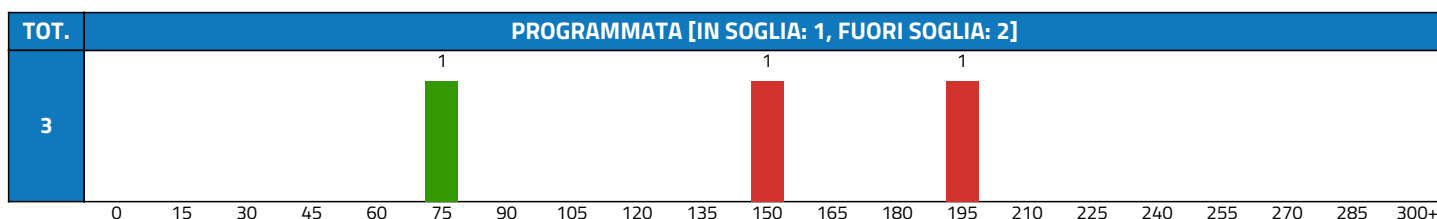
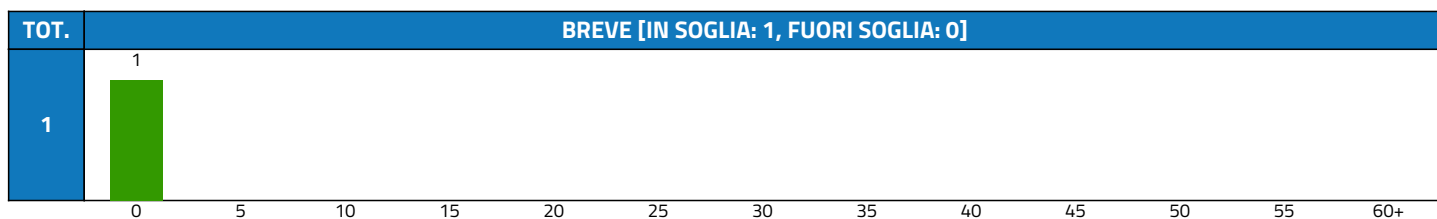
APP.	IN SOGLIA	FUORI	%	MEDIA	DEV.ST.	CRIT.	
341	338	3	99,12%	6	16	0,01	
CLASSE	APP.	IN SOGLIA	FUORI	%	MEDIA	DEV.ST.	MAX
URGENTE	2	2	0	100,00%	0	0	0
BREVE	83	81	2	97,59%	1	3	17
DIFFERITA	126	126	0	100,00%	6	13	57
PROGRAMMATA	130	129	1	99,23%	10	23	131





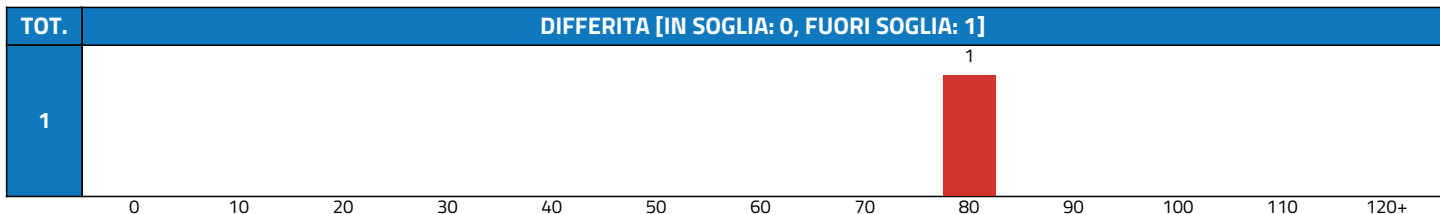
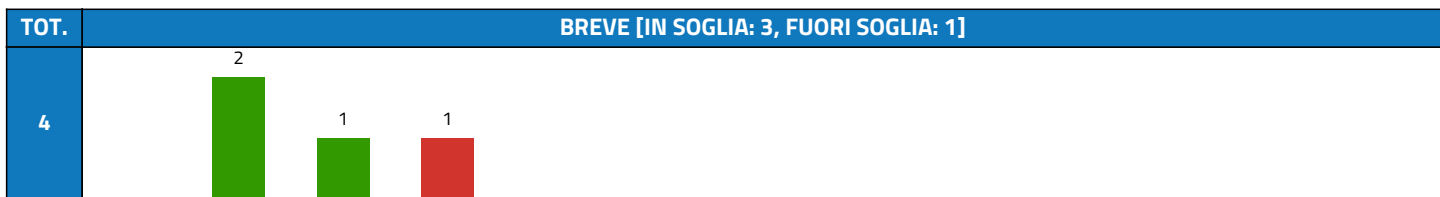
88.93.5 - RM DEL RACHIDE SACROCOCCIGEO

APP.	IN SOGLIA	FUORI	%	MEDIA	DEV.ST.	CRIT.	
4	2	2	50,00%	96	70	0,01	
CLASSE	APP.	IN SOGLIA	FUORI	%	MEDIA	DEV.ST.	MAX
BREVE	1	1	0	100,00%	0	0	0
PROGRAMMATA	3	1	2	33,33%	128	49	181




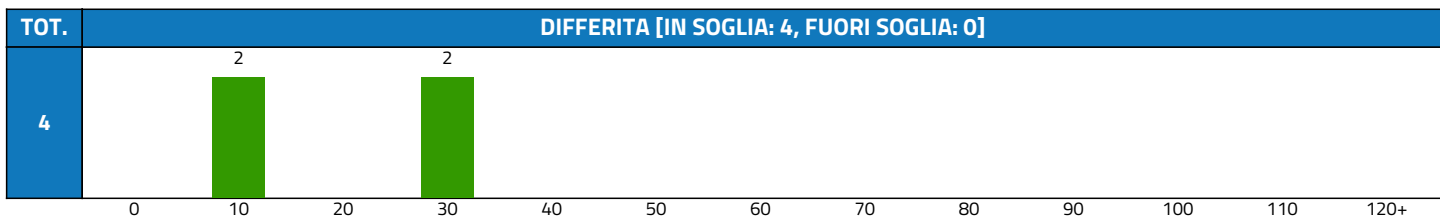
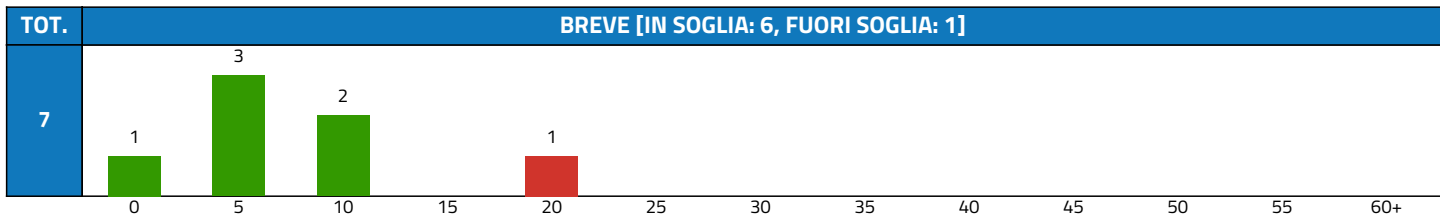
88.94.7 - RM DELL'AVAMBRACCIO

APP.	IN SOGLIA	FUORI	%	MEDIA	DEV.ST.	CRIT.	
5	3	2	60,00%	22	29	0,01	
CLASSE	APP.	IN SOGLIA	FUORI	%	MEDIA	DEV.ST.	MAX
BREVE	4	3	1	75,00%	8	5	15
DIFFERITA	1	0	1	0,00%	80	0	80



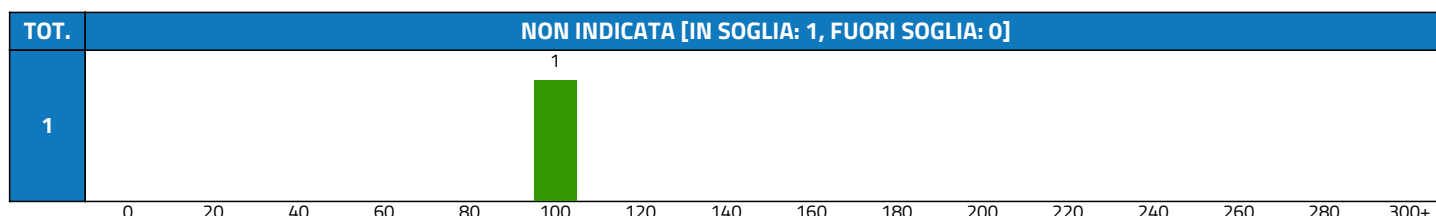
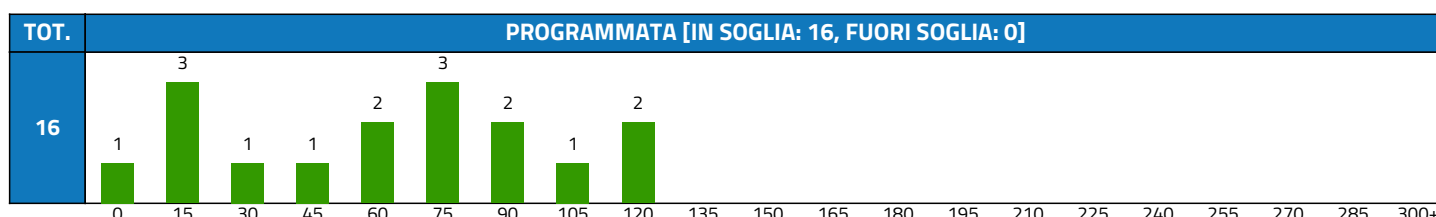
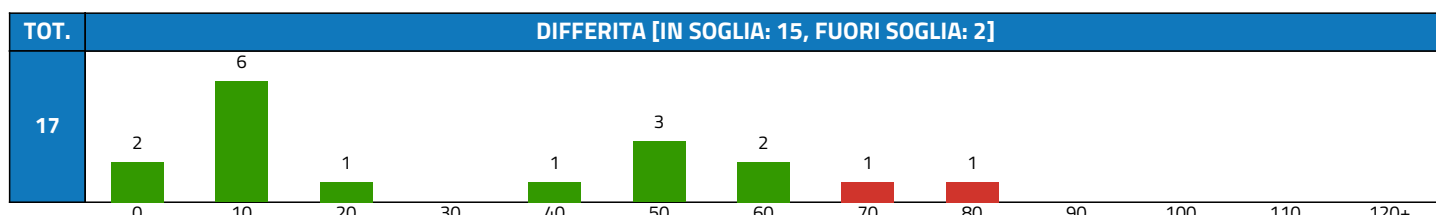

88.38.L - TC DEL POLSO

APP.	IN SOGLIA	FUORI	%	MEDIA	DEV.ST.	CRIT.	
12	11	1	91,67%	15	23	0,01	
CLASSE	APP.	IN SOGLIA	FUORI	%	MEDIA	DEV.ST.	MAX
BREVE	7	6	1	85,71%	6	6	18
DIFFERITA	4	4	0	100,00%	14	11	27
PROGRAMMATA	1	1	0	100,00%	86	0	86




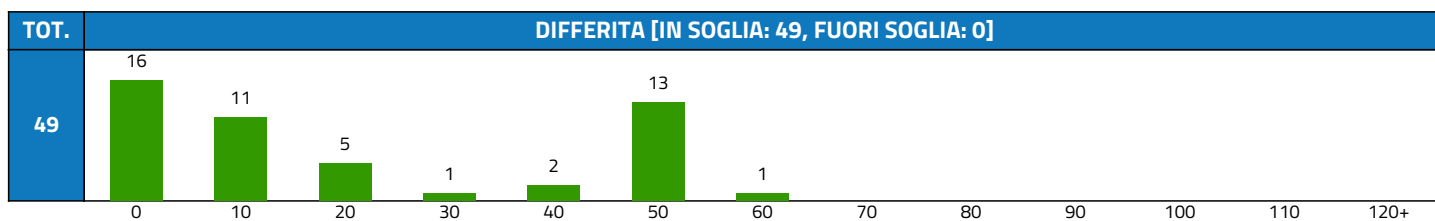
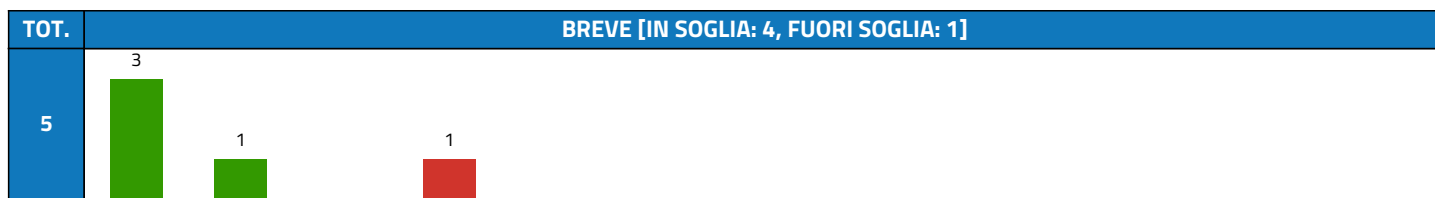
93.08.D - ELETTROMIOGRAFIA SEMPLICE [EMG] DEL TRONCO

APP.	IN SOGLIA	FUORI	%	MEDIA	DEV.ST.	CRIT.	
38	36	2	94,74%	38	36	0,00	
CLASSE	APP.	IN SOGLIA	FUORI	%	MEDIA	DEV.ST.	MAX
BREVE	4	4	0	100,00%	5	3	9
DIFFERITA	17	15	2	88,24%	27	26	78
PROGRAMMATA	16	16	0	100,00%	55	39	113
NON INDICATA	1	1	0	100,00%	92	0	92



95.41.2 - ESAME AUDIOMETRICO VOCALE

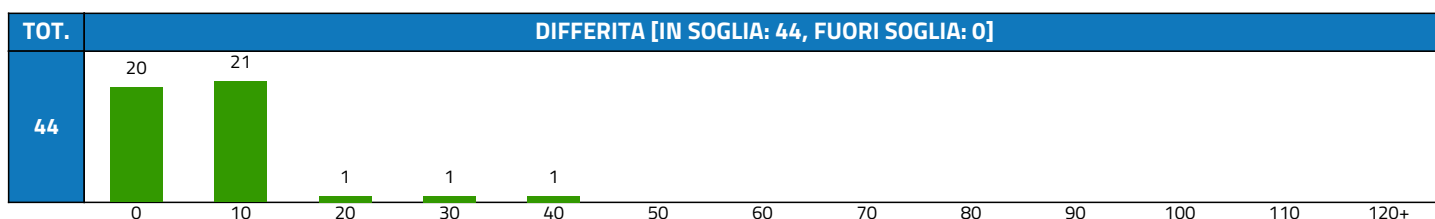
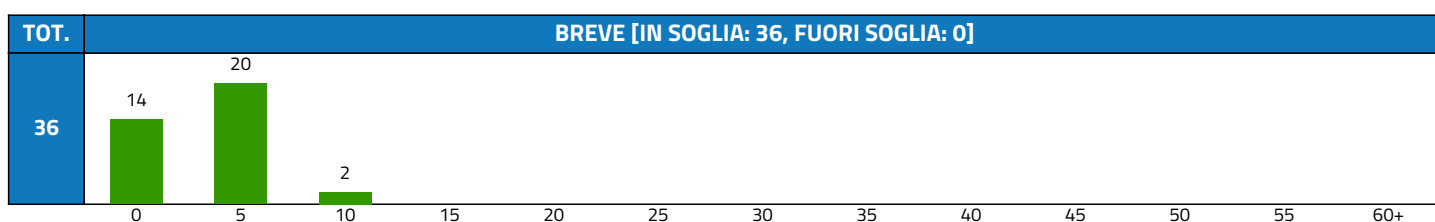

APP.	IN SOGLIA	FUORI	%	MEDIA	DEV.ST.	CRIT.	
102	101	1	99,02%	26	34	0,00	
CLASSE	APP.	IN SOGLIA	FUORI	%	MEDIA	DEV.ST.	MAX
BREVE	5	4	1	80,00%	3	5	12
DIFFERITA	49	49	0	100,00%	18	20	52
PROGRAMMATA	48	48	0	100,00%	36	42	98

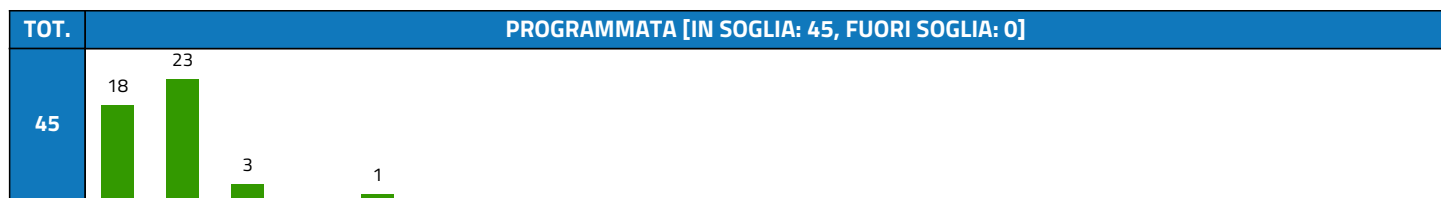


88.22.1 - RX DEL GOMITO

APP.	IN SOGLIA	FUORI	%	MEDIA	DEV.ST.	CRIT.
127	127	0	100,00%	3	7	0,00

CLASSE	APP.	IN SOGLIA	FUORI	%	MEDIA	DEV.ST.	MAX
URGENTE	2	2	0	100,00%	2	2	4
BREVE	36	36	0	100,00%	2	2	8
DIFFERITA	44	44	0	100,00%	3	7	37
PROGRAMMATA	45	45	0	100,00%	4	9	53

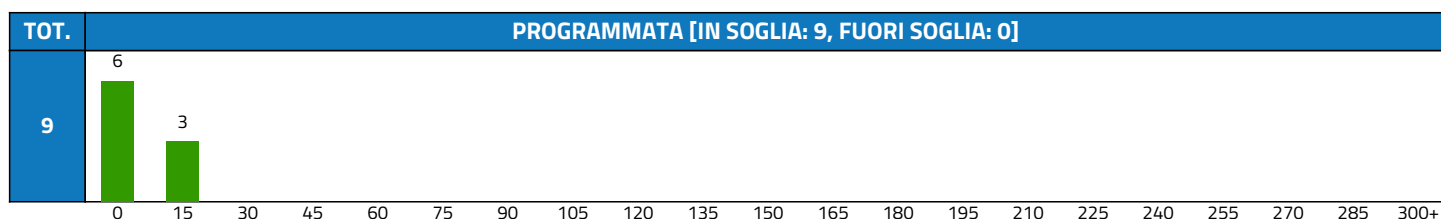
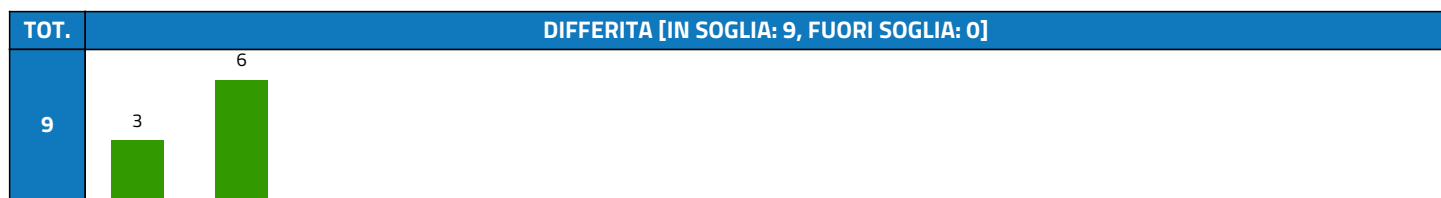
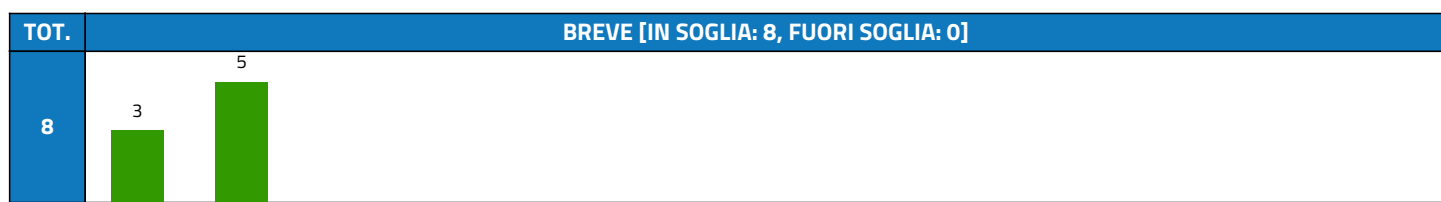




88.22.2 - RX DELL'AVAMBRACCIO

APP.	IN SOGLIA	FUORI	%	MEDIA	DEV.ST.	CRIT.
26	26	0	100,00%	2	2	0,00

CLASSE	APP.	IN SOGLIA	FUORI	%	MEDIA	DEV.ST.	MAX
BREVE	8	8	0	100,00%	1	1	3
DIFFERITA	9	9	0	100,00%	3	3	8
PROGRAMMATA	9	9	0	100,00%	1	2	5

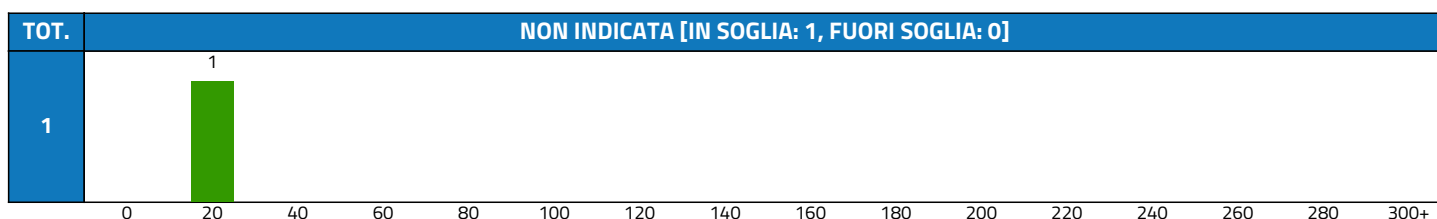
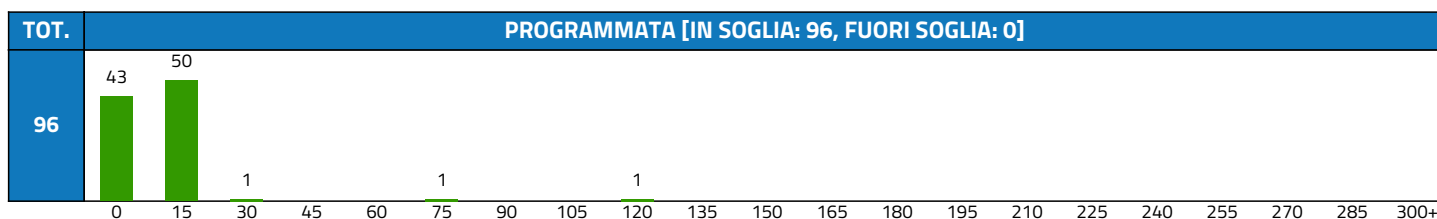
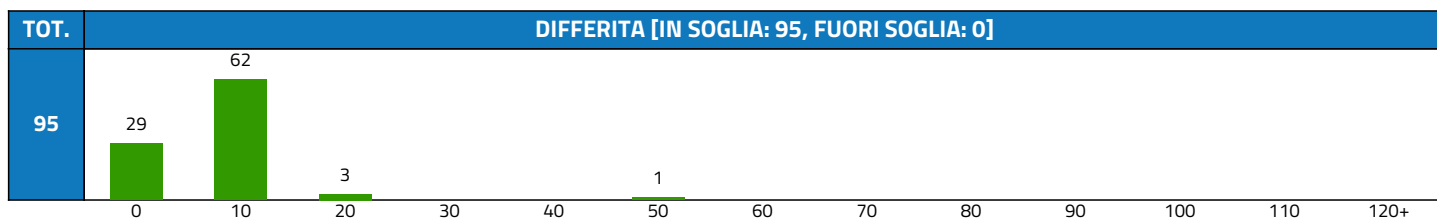
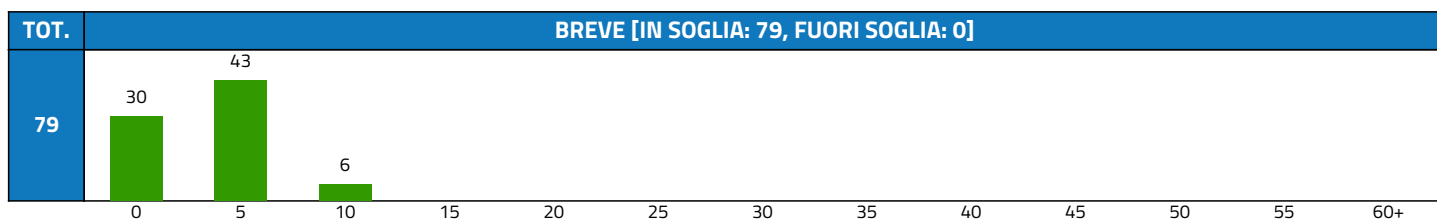
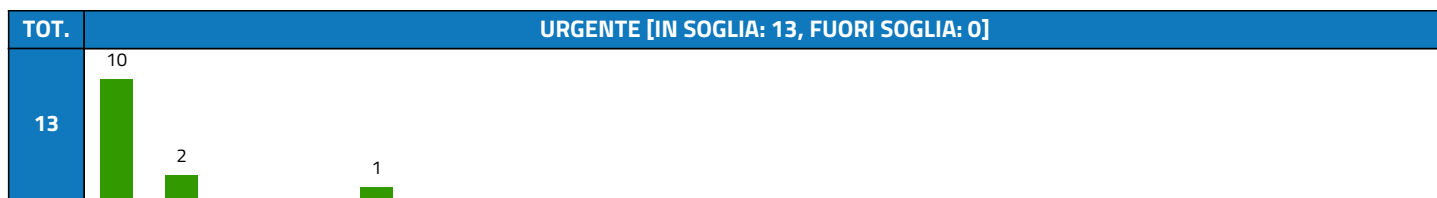


88.28.1 - RX DELLA CAVIGLIA


APP.	IN SOGLIA	FUORI	%	MEDIA	DEV.ST.	CRIT.
284	284	0	100,00%	3	8	0,00


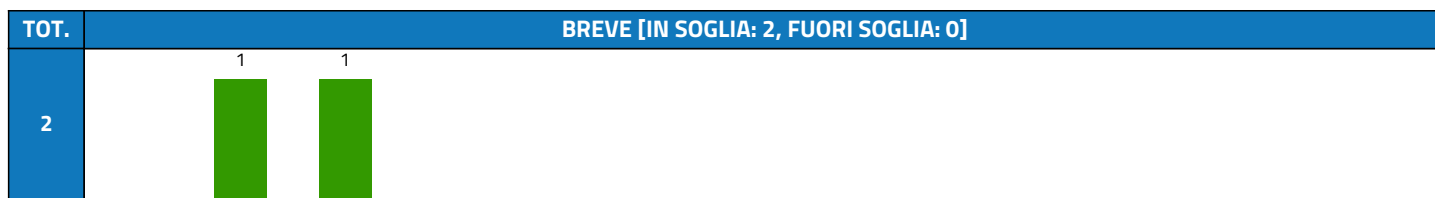
CLASSE	APP.	IN SOGLIA	FUORI	%	MEDIA	DEV.ST.	MAX
URGENTE	13	13	0	100,00%	0	1	4
BREVE	79	79	0	100,00%	1	2	8
DIFFERITA	95	95	0	100,00%	3	5	41
PROGRAMMATA	96	96	0	100,00%	4	13	106
NON INDICATA	1	1	0	100,00%	7	0	7





88.38.J - TC DEL GOMITO							
APP.	IN SOGLIA	FUORI	%	MEDIA	DEV.ST.	CRIT.	
5	5	0	100,00%	3	3	0,00	
CLASSE	APP.	IN SOGLIA	FUORI	%	MEDIA	DEV.ST.	MAX
URGENTE	1	1	0	100,00%	0	0	0
BREVE	2	2	0	100,00%	5	2	7
DIFFERITA	2	2	0	100,00%	2	2	3

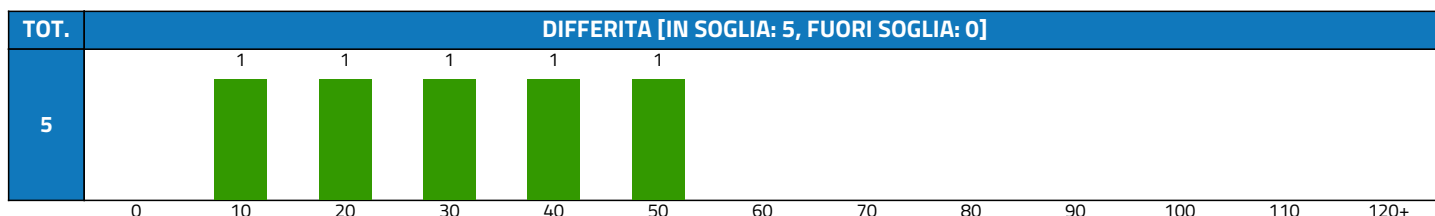
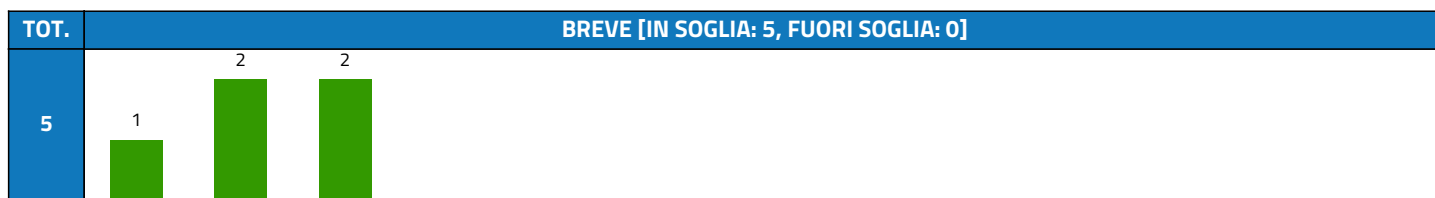




88.38.M - TC DELLA MANO

APP.	IN SOGLIA	FUORI	%	MEDIA	DEV.ST.	CRIT.
10	10	0	100,00%	16	15	0,00


CLASSE	APP.	IN SOGLIA	FUORI	%	MEDIA	DEV.ST.	MAX
BREVE	5	5	0	100,00%	5	4	10
DIFFERITA	5	5	0	100,00%	26	15	48

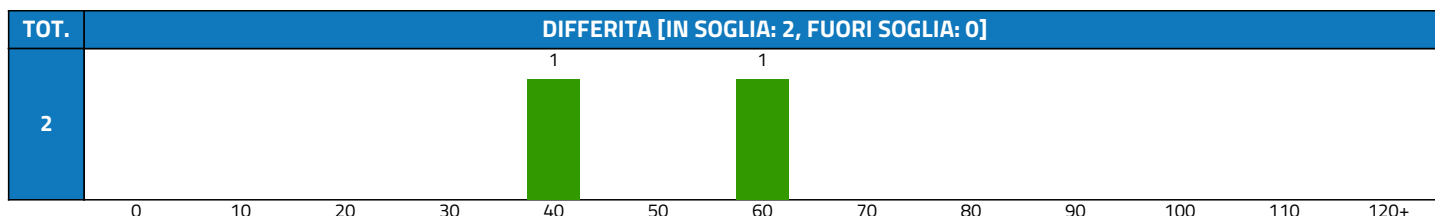


88.39.9 - TC DI CAVIGLIA E PIEDE

APP.	IN SOGLIA	FUORI	%	MEDIA	DEV.ST.	CRIT.
3	3	0	100,00%	33	21	0,00

CLASSE	APP.	IN SOGLIA	FUORI	%	MEDIA	DEV.ST.	MAX
BREVE	1	1	0	100,00%	8	0	8
DIFFERITA	2	2	0	100,00%	46	13	59






88.39.8 - TC DI GINOCCHIO E GAMBA

APP.	IN SOGLIA	FUORI	%	MEDIA	DEV.ST.	CRIT.
2	2	0	100,00%	7	7	0,00

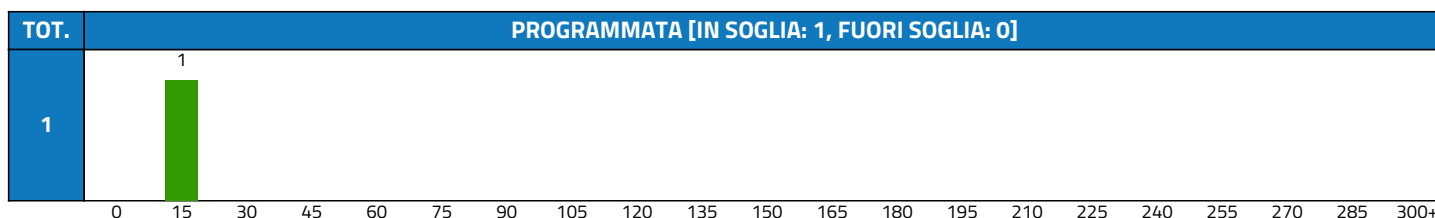
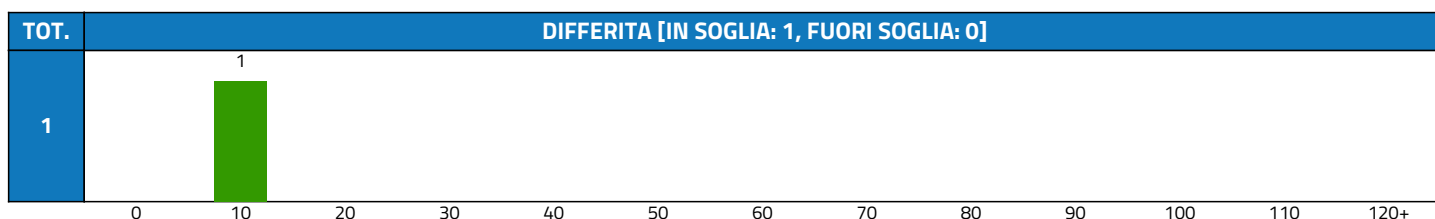

CLASSE	APP.	IN SOGLIA	FUORI	%	MEDIA	DEV.ST.	MAX
DIFFERITA	2	2	0	100,00%	7	7	14



88.38.Q - TC DI POLSO E MANO

APP.	IN SOGLIA	FUORI	%	MEDIA	DEV.ST.	CRIT.
5	5	0	100,00%	5	5	0,00

CLASSE	APP.	IN SOGLIA	FUORI	%	MEDIA	DEV.ST.	MAX
BREVE	3	3	0	100,00%	3	5	10
DIFFERITA	1	1	0	100,00%	10	0	10
PROGRAMMATA	1	1	0	100,00%	3	0	3



88.38.N - TC DI SPALLA E BRACCIO

APP.	IN SOGLIA	FUORI	%	MEDIA	DEV.ST.	CRIT.	
2	2	0	100,00%	0	0	0,00	
CLASSE	APP.	IN SOGLIA	FUORI	%	MEDIA	DEV.ST.	MAX
DIFFERITA	1	1	0	100,00%	0	0	0
PROGRAMMATA	1	1	0	100,00%	0	0	0

